



US00D450221B1

(12) **United States Design Patent**  
**Littlejohn et al.**

(10) **Patent No.:** **US D450,221 S**

(45) **Date of Patent:** **\*\* Nov. 13, 2001**

(54) **FOOD SERVING PLATE**

(75) Inventors: **Mark B. Littlejohn**, Appleton;  
**Rebecca E. Whitmore**, Chilton; **Debra**  
**D. Bowers**, Menasha, all of WI (US)

(73) Assignee: **Georgia-Pacific Corporation**, Atlanta,  
GA (US)

(\*\*) Term: **14 Years**

(21) Appl. No.: **29/127,681**

(22) Filed: **Aug. 9, 2000**

(51) **LOC (7) Cl.** ..... **07-01**

(52) **U.S. Cl.** ..... **D7/586; D7/587; D7/588**

(58) **Field of Search** ..... D7/501, 505, 538,  
D7/540-546, 549, 571, 553.6, 553.7, 544,  
557, 558, 555, 562, 585, 564, 565, 572,  
576, 586, 688, 357, 360, 354, 588, 396.4,  
396.5, 554.2, 396.1; 220/574, 575, 23.8,  
23.83, 628; 206/562, 538, 561, 525

(56) **References Cited**

**U.S. PATENT DOCUMENTS**

D. 270,886 10/1983 Wathen, Jr. .... D7/1  
D. 270,898 10/1983 Nemura et al. .... D9/3  
D. 329,356 \* 9/1992 Scherer ..... D7/588

\* cited by examiner

*Primary Examiner*—Antoine Duval Davis

(74) *Attorney, Agent, or Firm*—Fulbright & Jaworski L.L.P.

(57) **CLAIM**

The ornamental design for a food serving plate, as shown and described.

**DESCRIPTION**

FIG. 1 is a perspective view of a food serving plate of the present invention;

FIG. 2 is a top view thereof,

FIG. 3 is a front elevation view thereof; and,

FIG. 4 is a cross-sectional view of 4—4 of FIG. 2.

**1 Claim, 1 Drawing Sheet**

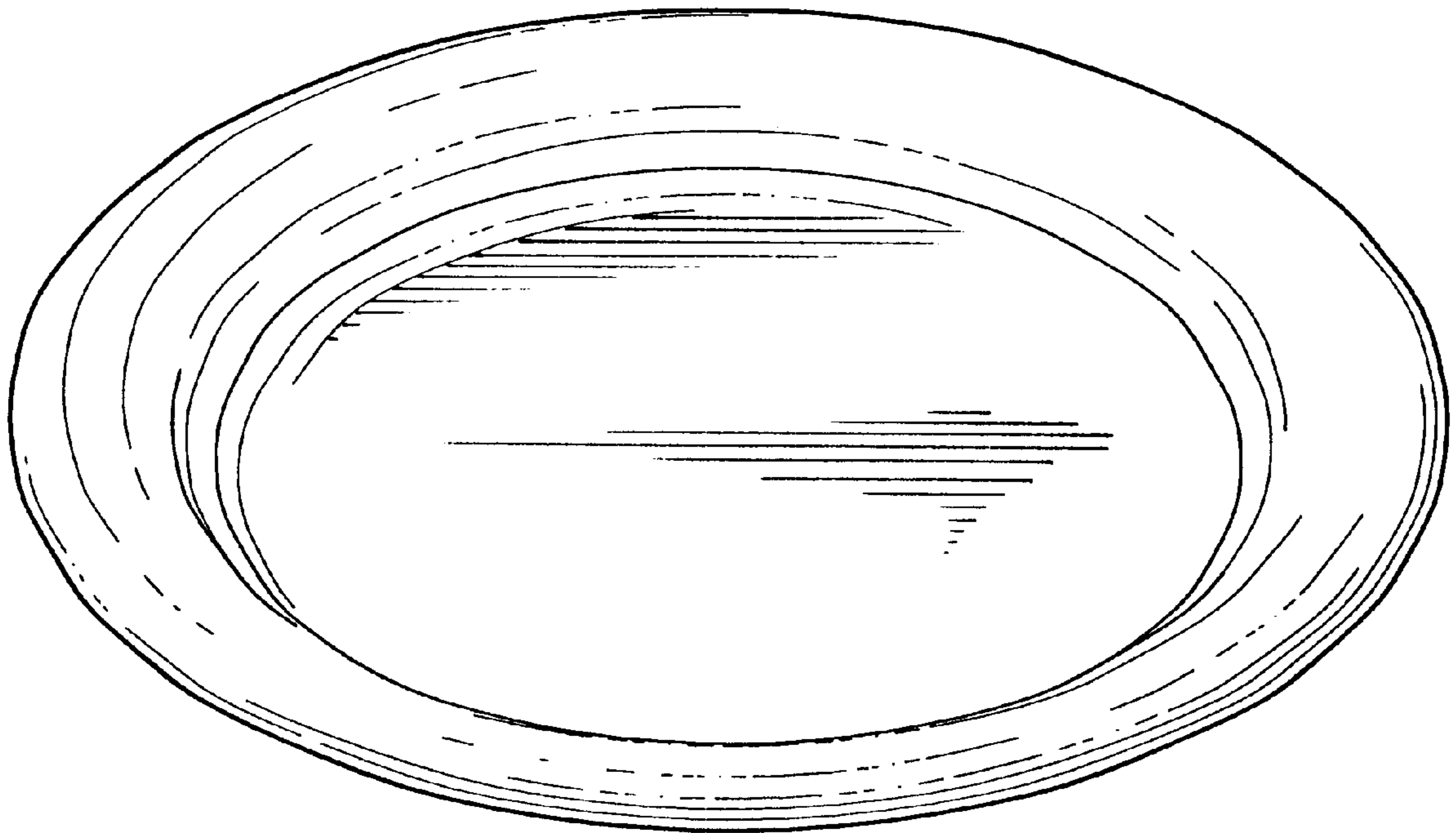


FIG. 1

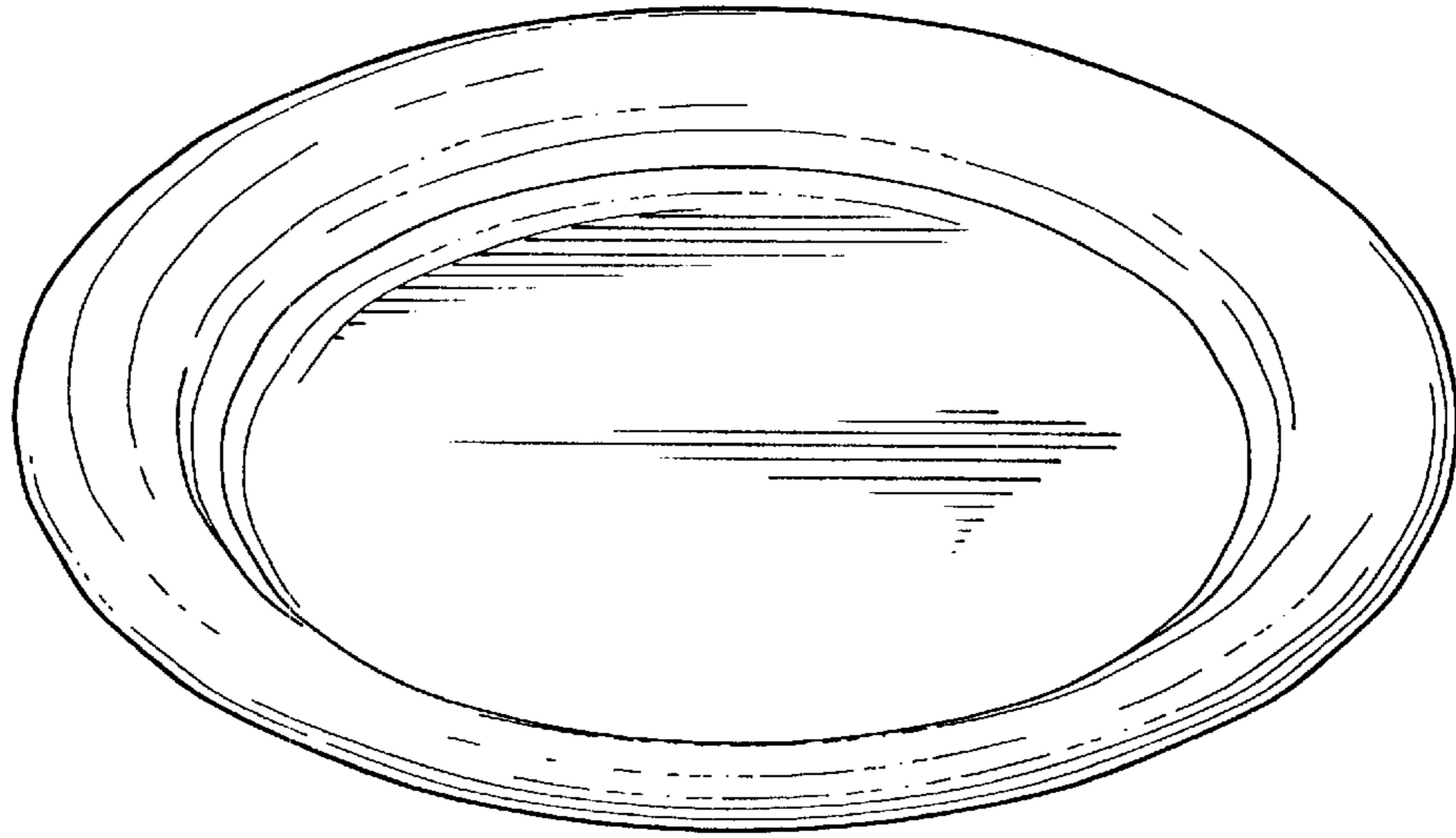


FIG. 2

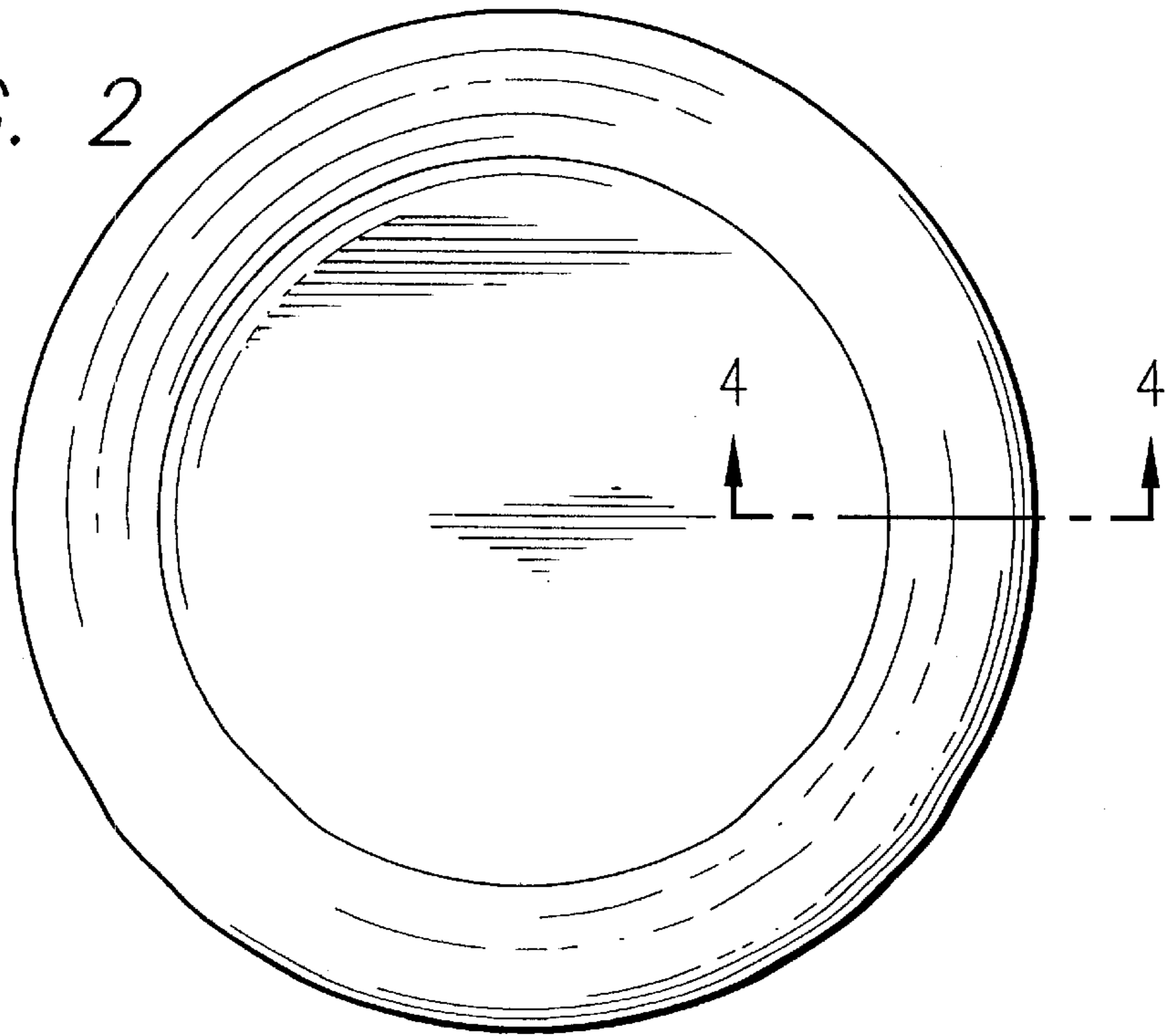


FIG. 3




FIG. 4

