



US00D450212B1

(12) **United States Design Patent**  
**Gottwald**

(10) **Patent No.:** **US D450,212 S**

(45) **Date of Patent:** **\*\* Nov. 13, 2001**

(54) **TOWEL HOLDER**

(75) Inventor: **Adolf Gottwald**, Iserlohn (DE)

(73) Assignee: **Friedrich Grohe AG & Co. KG**,  
Hemer (DE)

(\*\*) Term: **14 Years**

(21) Appl. No.: **29/142,679**

(22) Filed: **May 31, 2001**

(30) **Foreign Application Priority Data**

Dec. 1, 2000 (DE) ..... 4 00 11 471

(51) **LOC (7) Cl.** ..... **06-04**

(52) **U.S. Cl.** ..... **D6/549**

(58) **Field of Search** ..... D6/546-50, 518,  
D6/522-24; D8/300, 307-308, 315-21;  
108/28-29; 211/13.1, 16, 60.1, 86.01, 87.01,  
88.04, 100, 105.1-105.2, 123, 181.1, 182;  
242/570, 590, 595, 597-98; 248/175, 176.1,  
251, 302; 16/110.1, 412, 415

(56) **References Cited**

**U.S. PATENT DOCUMENTS**

D. 139,145 \* 10/1944 Sadowski ..... D6/549

D. 334,315 \* 3/1993 Bengtson ..... D6/524

D. 357,841 \* 5/1995 Lehn et al. .... D6/549

D. 427,471 \* 7/2000 Chen ..... D6/549

\* cited by examiner

*Primary Examiner*—Brian N. Vinson

(74) *Attorney, Agent, or Firm*—Herbert Dubno

(57) **CLAIM**

The ornamental design for a towel holder, as shown and described.

**DESCRIPTION**

FIG. 1 is a top, front, left-side perspective view of a towel holder showing my new design;

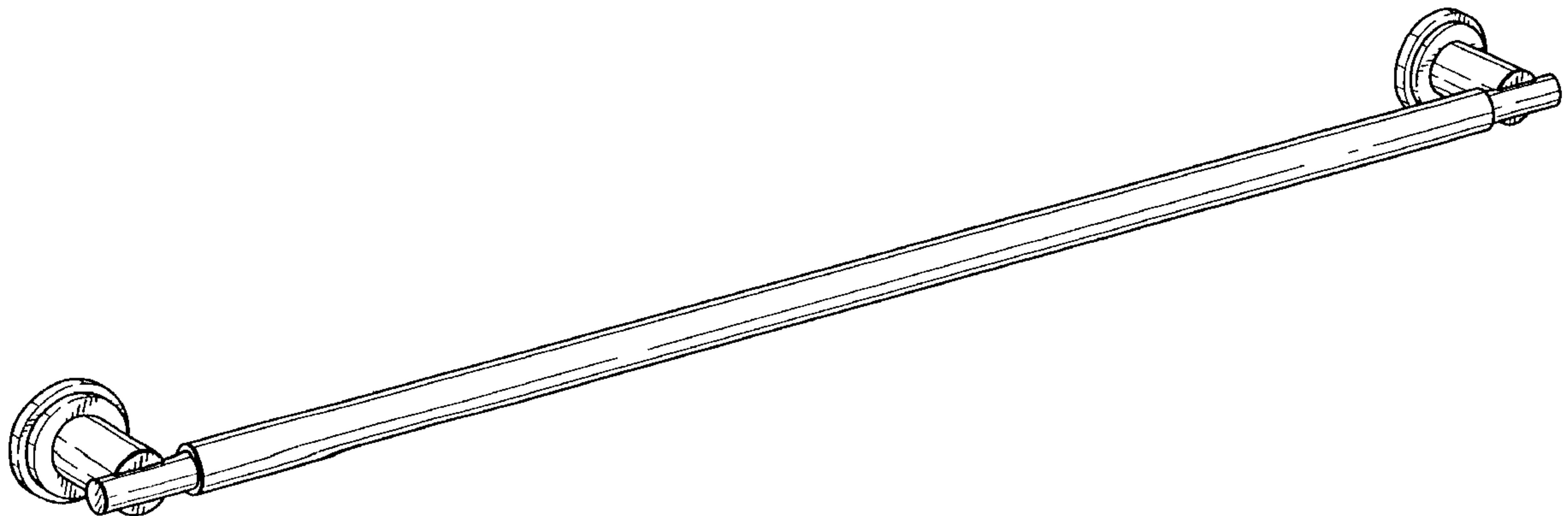
FIG. 2 is a front elevational view thereof;

FIG. 3 is a rear elevational view thereof;

FIG. 4 is a left side elevational view thereof, the right side elevational view being mirror symmetrical thereof; and,

FIG. 5 is a top plan view thereof, the bottom plan view being identical thereto.

**1 Claim, 2 Drawing Sheets**



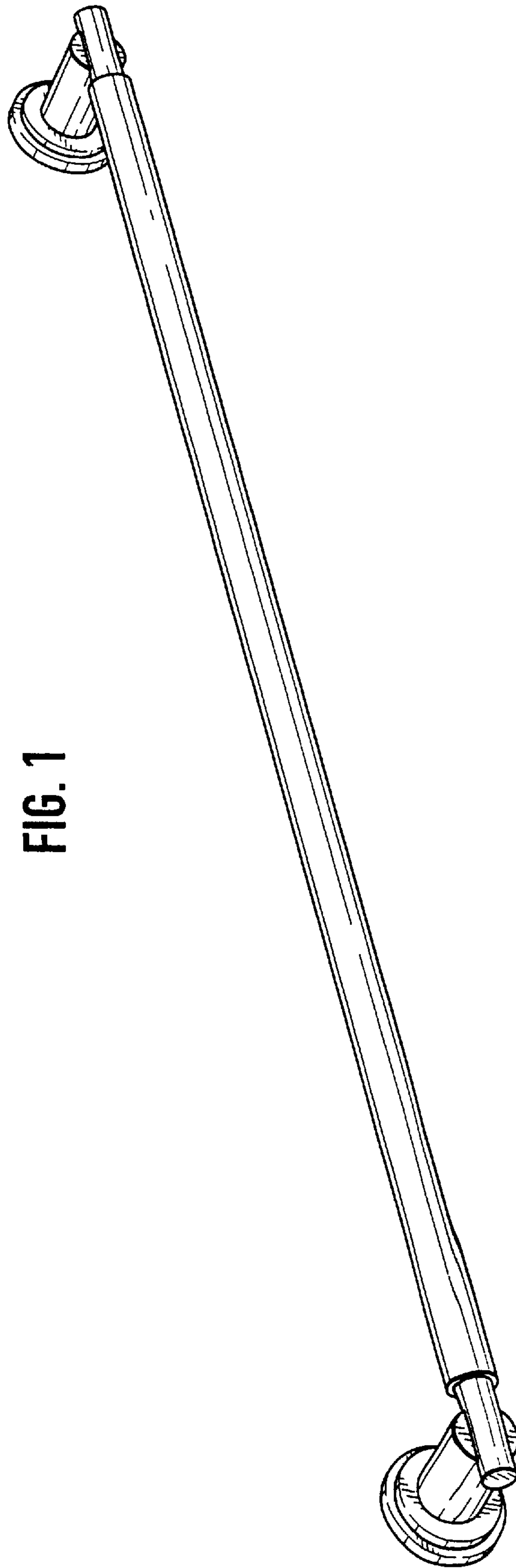


FIG. 1

FIG. 2

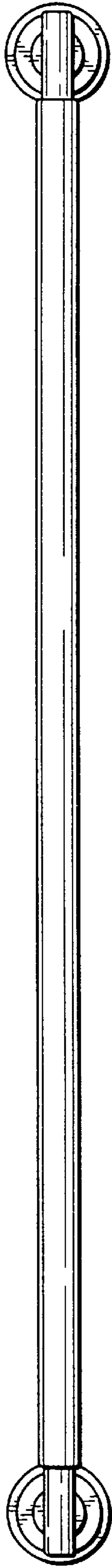


FIG. 3

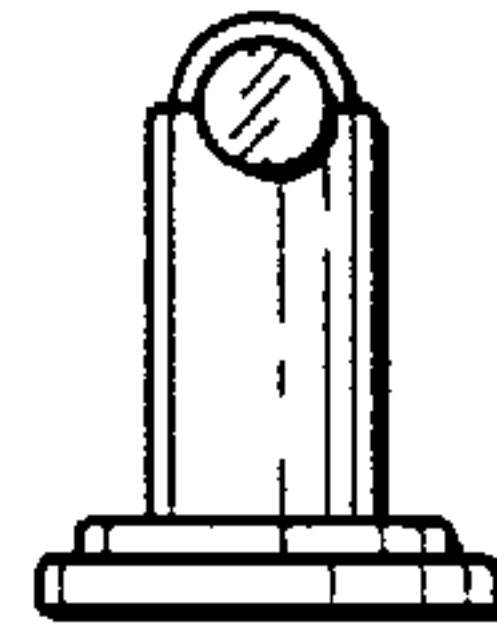
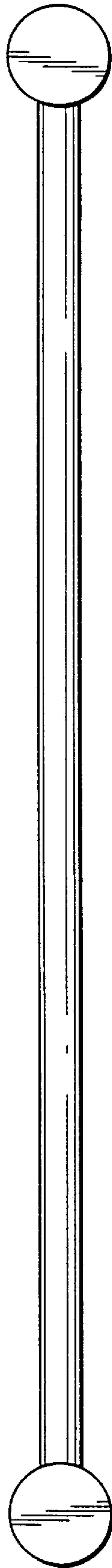


FIG. 4

FIG. 5

