



US00D450206B1

(12) **United States Design Patent**
Friesen

(10) **Patent No.:** **US D450,206 S**

(45) **Date of Patent:** **** Nov. 13, 2001**

(54) **GOLF BALL DISPLAY RACK**

D. 330,129 * 10/1992 Kelly D6/450
D. 337,670 * 7/1993 Carter D6/450

(76) Inventor: **Steven M. Friesen**, 141 Snowmass,
Yukon, OK (US) 73099

* cited by examiner

(**) Term: **14 Years**

Primary Examiner—Dominic Simone

(21) Appl. No.: **29/126,634**

(57) **CLAIM**

(22) Filed: **Jul. 21, 2000**

The ornamental design for a golf ball display rack, as shown and described.

(51) **LOC (7) Cl.** **06-04**

DESCRIPTION

(52) **U.S. Cl.** **D6/450**

(58) **Field of Search** D6/449, 450; 312/114,
312/117, 128, 204

FIG. 1 is side elevational view, the view from the opposite side being an mirror image;

FIG. 2 is right end elevational view thereof;

FIG. 3 is left end elevational view thereof;

FIG. 4 is top view thereof; and,

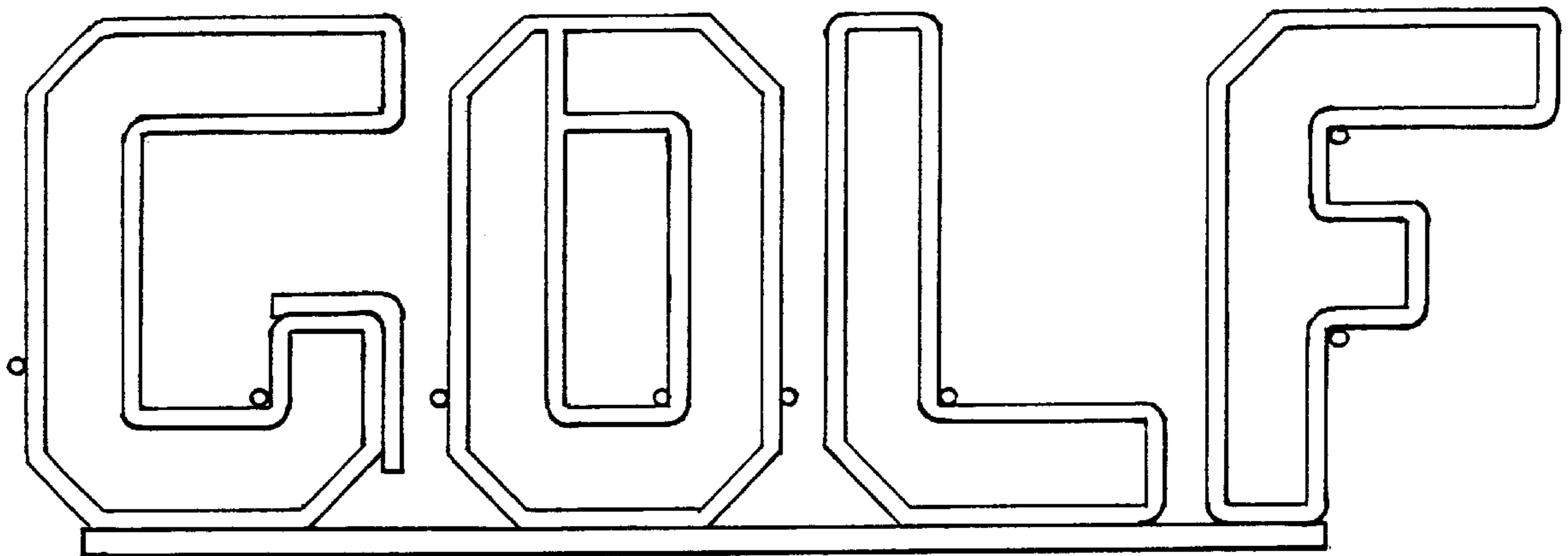
FIG. 5 is a bottom view thereof.

(56) **References Cited**

U.S. PATENT DOCUMENTS

- D. 15,480 * 10/1884 Summer D6/450
- D. 116,054 * 8/1939 Ross D6/450
- D. 131,672 * 3/1942 Beebe D6/450

1 Claim, 1 Drawing Sheet



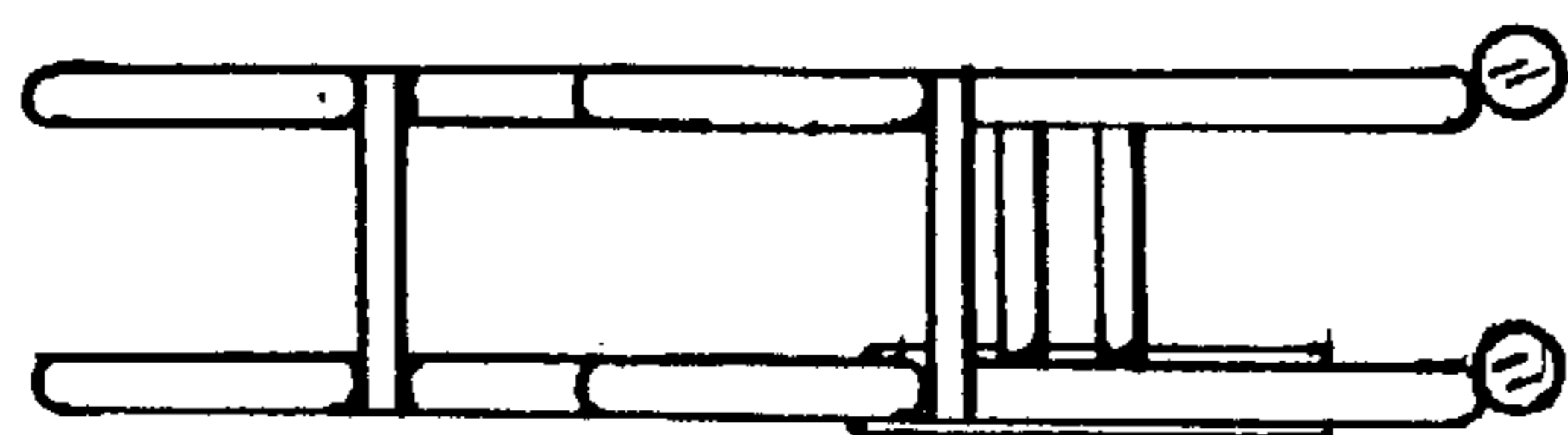


FIG. 2

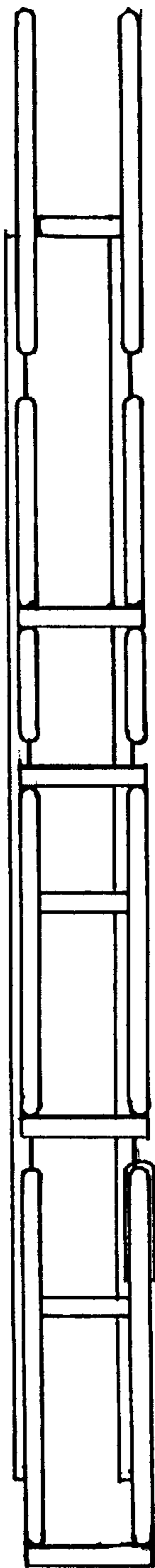


FIG. 4

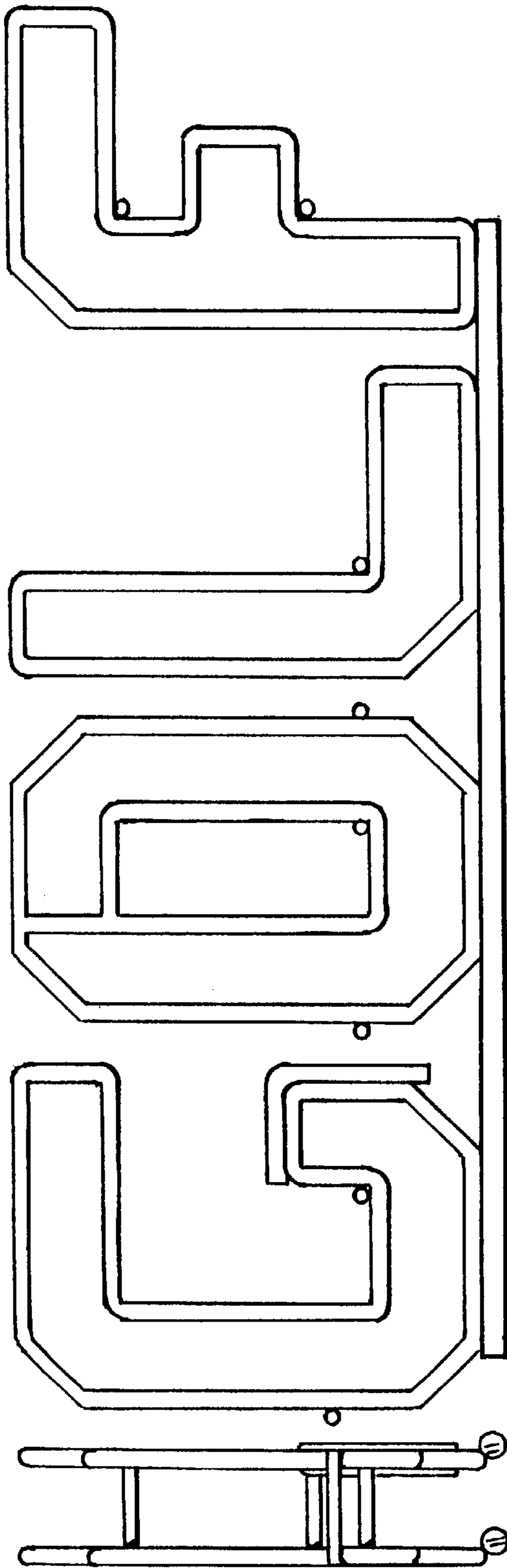


FIG. 1

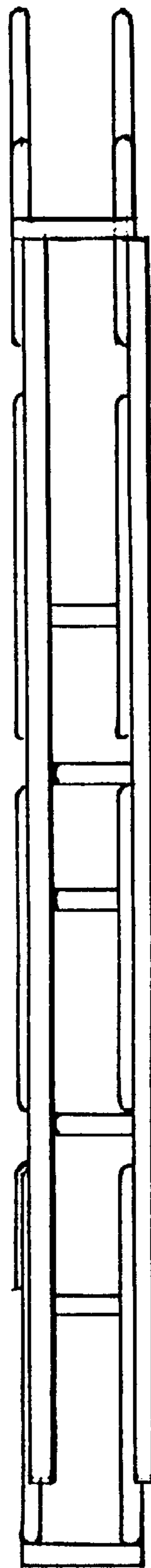


FIG. 5

FIG. 3