



US00D450197B1

(12) **United States Design Patent**  
**Lin**

(10) **Patent No.:** **US D450,197 S**

(45) **Date of Patent:** **\*\* Nov. 13, 2001**

(54) **ARMCHAIR**

(75) **Inventor:** **Hsin-Yi Lin, Chia I Hsien (TW)**

(73) **Assignee:** **Compex International Co., Ltd., Chia I Hsien (TW)**

(\*\*) **Term:** **14 Years**

(21) **Appl. No.:** **29/128,208**

(22) **Filed:** **Aug. 22, 2000**

(51) **LOC (7) Cl.** ..... **06-01**

(52) **U.S. Cl.** ..... **D6/376; D6/370; D6/379**

(58) **Field of Search** ..... **D6/334, 369, 370, D6/374, 376, 379, 380, 500, 501, 502; 297/446.1, 452.63, 452.64**

(56) **References Cited**

**U.S. PATENT DOCUMENTS**

- D. 269,747 \* 7/1983 Wallace ..... D6/376
- D. 286,828 \* 11/1986 Arthur, Jr. .... D6/376
- D. 322,899 \* 1/1992 Hess ..... D6/376

- D. 357,818 \* 5/1995 Stoddart et al. .... D6/376
- D. 360,771 \* 8/1995 Hess ..... D6/376
- D. 362,758 \* 10/1995 Saiger ..... D6/370
- D. 369,477 \* 5/1996 Arthur, Jr. .... D6/379

\* cited by examiner

*Primary Examiner*—Gary D. Watson

(74) *Attorney, Agent, or Firm*—Rosenberg, Klein & Lee

(57) **CLAIM**

The ornamental design for an armchair, as shown and described.

**DESCRIPTION**

FIG. 1 is a perspective view of an armchair showing my new design;

FIG. 2 is a front elevational view thereof;

FIG. 3 is a rear elevational view thereof;

FIG. 4 is a left side elevational view thereof;

FIG. 5 is a right side elevational view thereof;

FIG. 6 is a top plan view thereof; and,

FIG. 7 is a bottom plan view thereof.

**1 Claim, 4 Drawing Sheets**

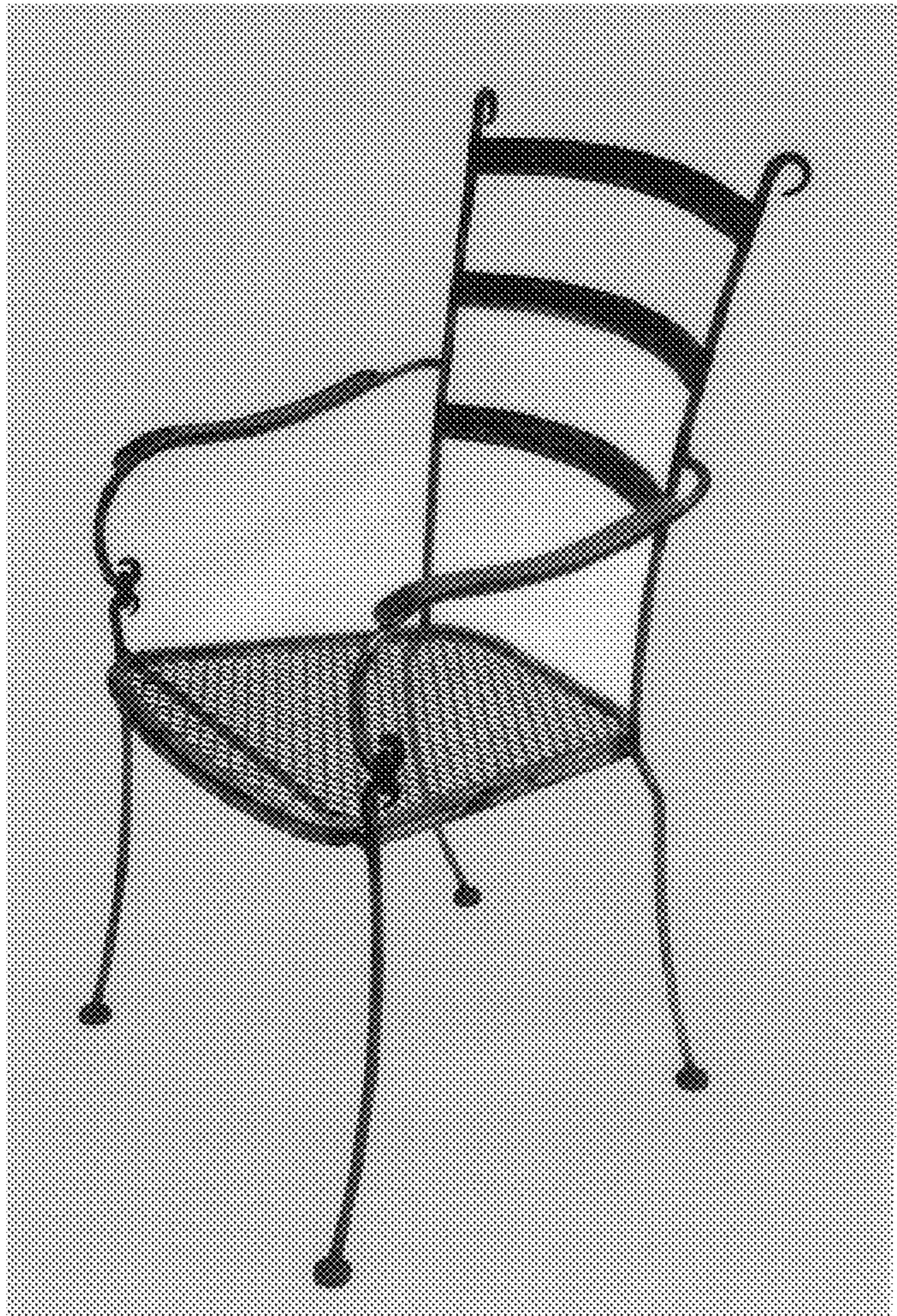




FIG. 1




FIG. 2




FIG. 3

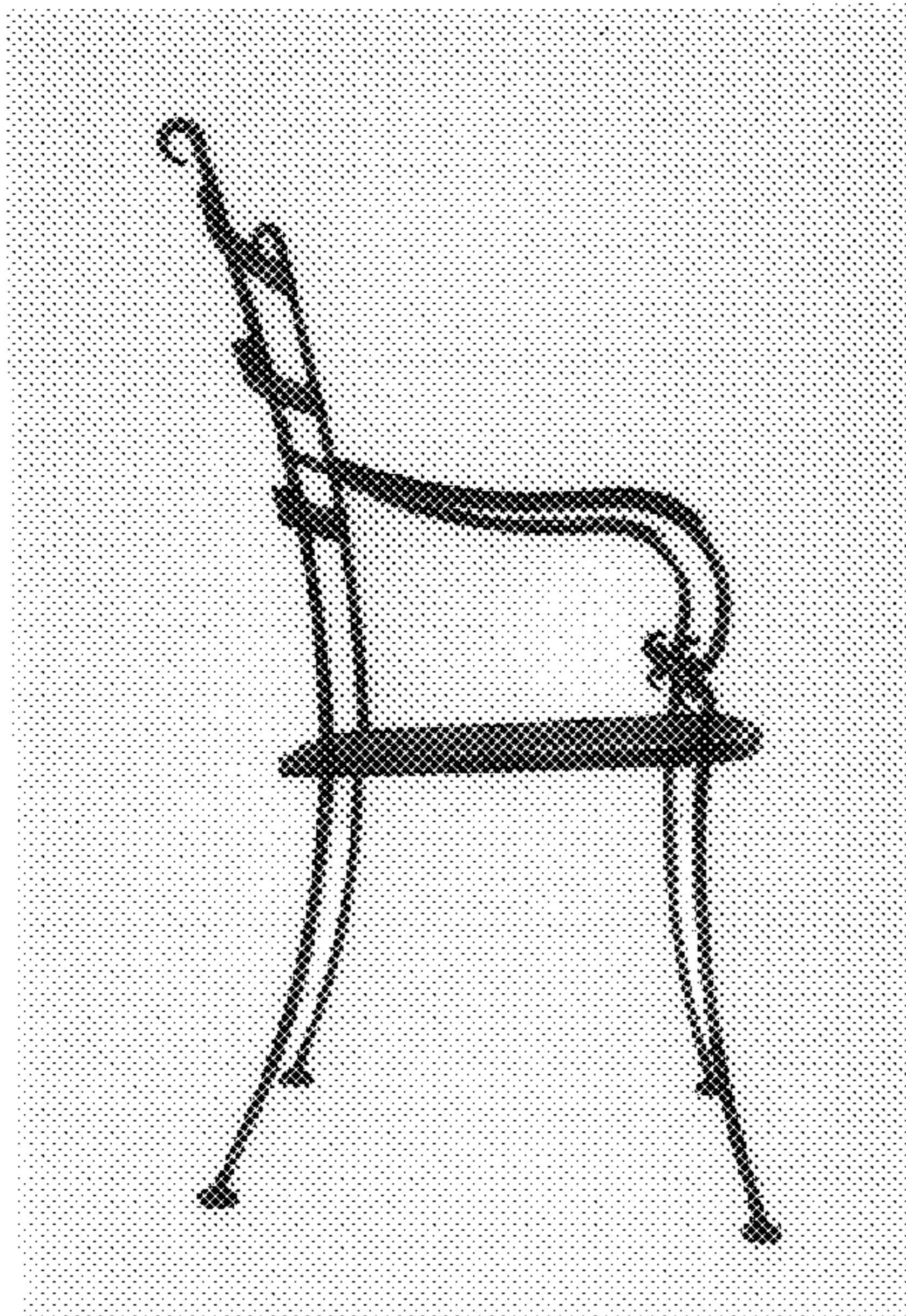


FIG. 4




FIG. 5




FIG. 6




FIG. 7