



US00D450192B1

(12) **United States Design Patent**
Whitcomb

(10) **Patent No.:** **US D450,192 S**

(45) **Date of Patent:** **** Nov. 13, 2001**

(54) **DISPLAY DEVICE**

2,862,322 * 12/1958 Ziegler 40/735
5,619,816 4/1997 Ellison 40/738

(75) Inventor: **Ellis Whitcomb**, London (GB)

FOREIGN PATENT DOCUMENTS

(73) Assignee: **Designaware Trading Limited**, London (GB)

0 134 607 8/1984 (EP) .

(**) Term: **14 Years**

* cited by examiner

(21) Appl. No.: **29/124,536**

Primary Examiner—Janice E. Seeger

(22) Filed: **Jun. 7, 2000**

(74) *Attorney, Agent, or Firm*—Ohlandt, Greeley, Ruggiero & Perle, L.L.P.

(30) **Foreign Application Priority Data**

(57) **CLAIM**

Dec. 8, 1999 (GB) 2088649

The ornamental design for display device, as shown and described.

(51) **LOC (7) Cl.** **06-07**

DESCRIPTION

(52) **U.S. Cl.** **D6/310**

(58) **Field of Search** D6/300–302, 303,
D6/308–314; 40/700, 711, 722, 734, 735,
738, 745, 765, 790, 798

FIG. 1 is a front plan view of the display device according to the present invention;

FIG. 2 is a rear plan view of the display device of FIG. 1 with the strap disconnected at the right side.

FIG. 3 is a side plan view of the display device of FIG. 1; and,

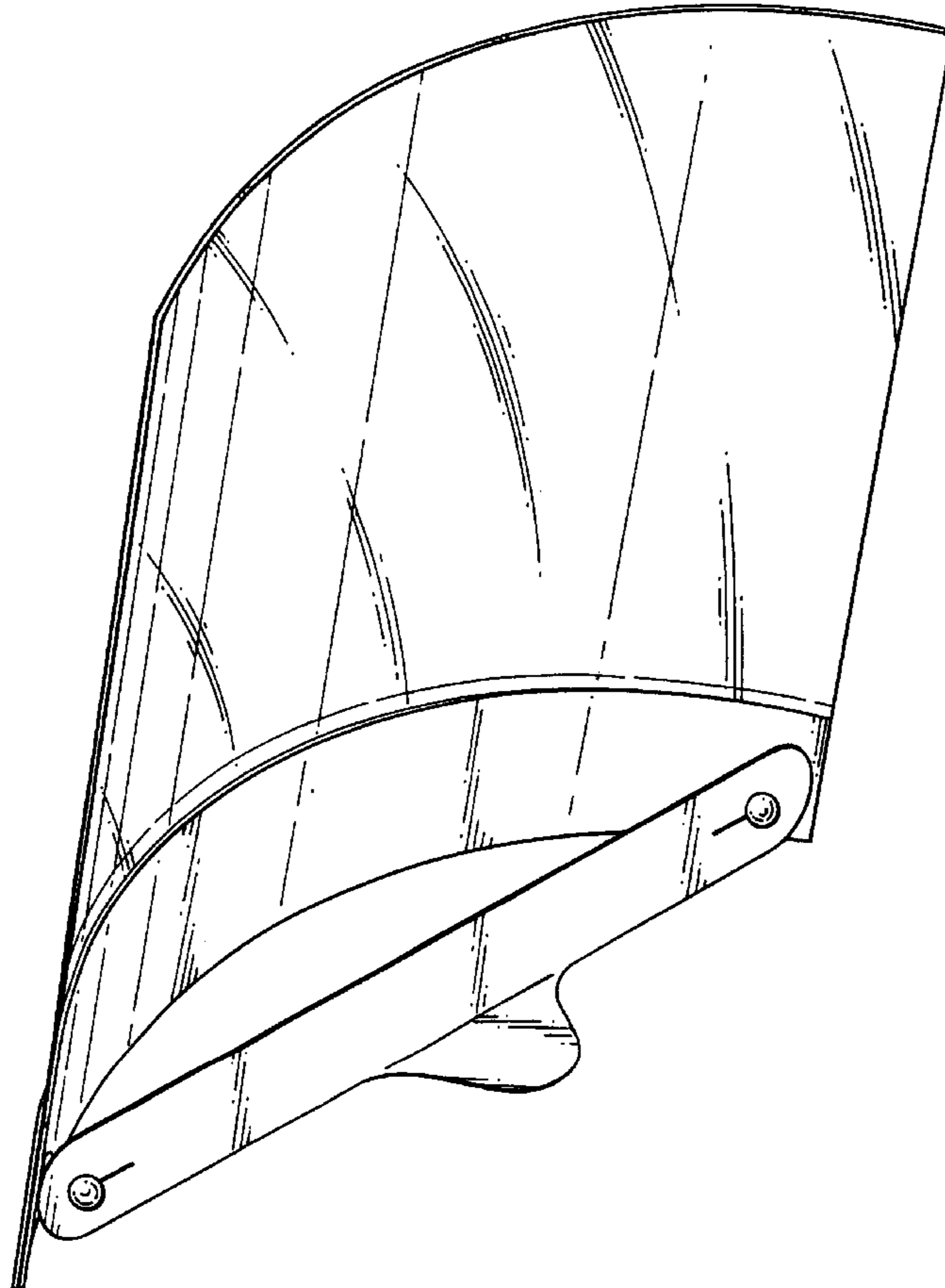
FIG. 4 is a top, left-side perspective view of the display device of FIG. 2 with the strap connected.

(56) **References Cited**

U.S. PATENT DOCUMENTS

D. 343,299 * 1/1994 Olivier D6/300
D. 396,559 * 8/1998 Mullen D6/301
D. 406,699 * 3/1999 Mullen D6/300

1 Claim, 2 Drawing Sheets



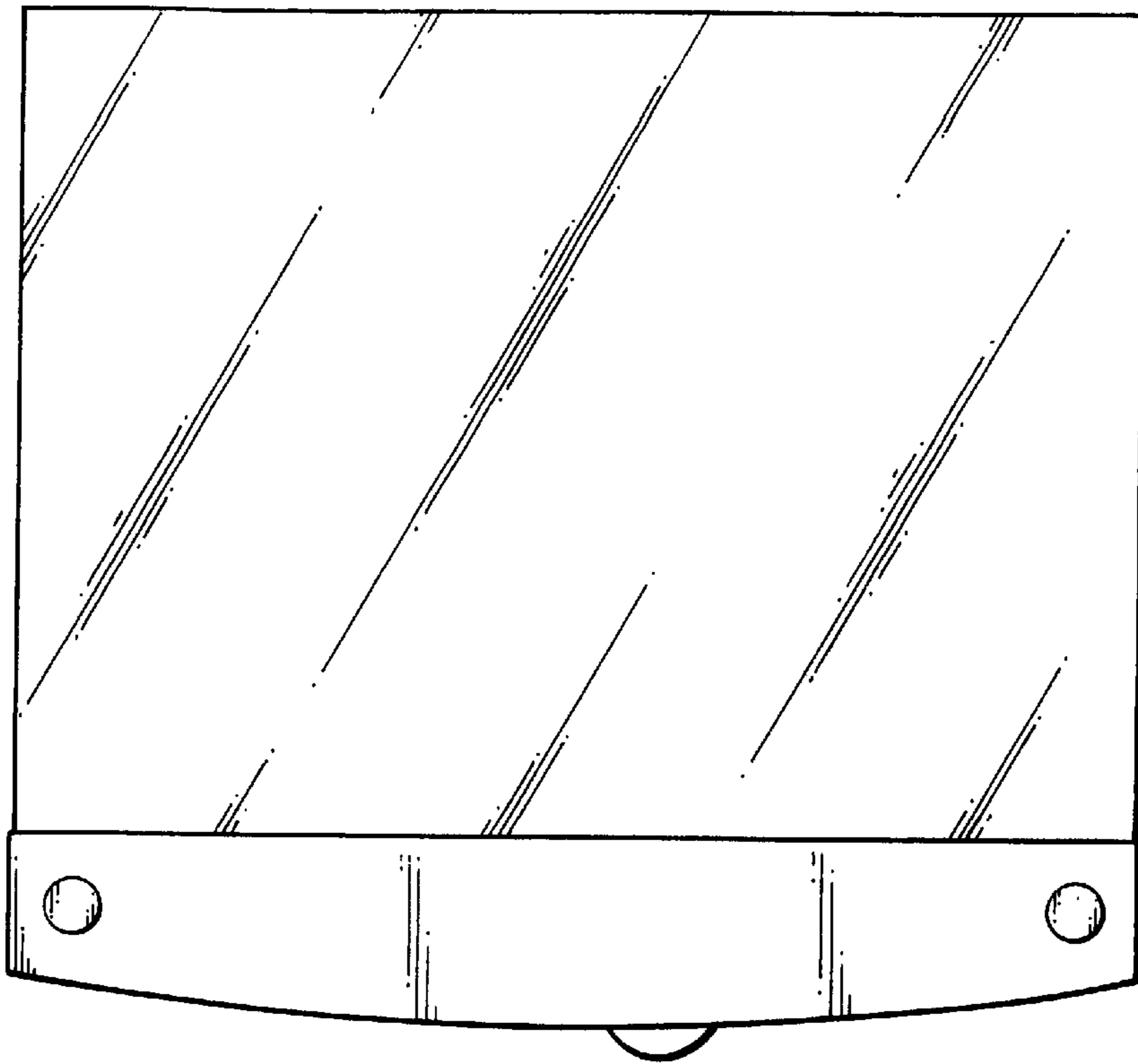


Fig. 1

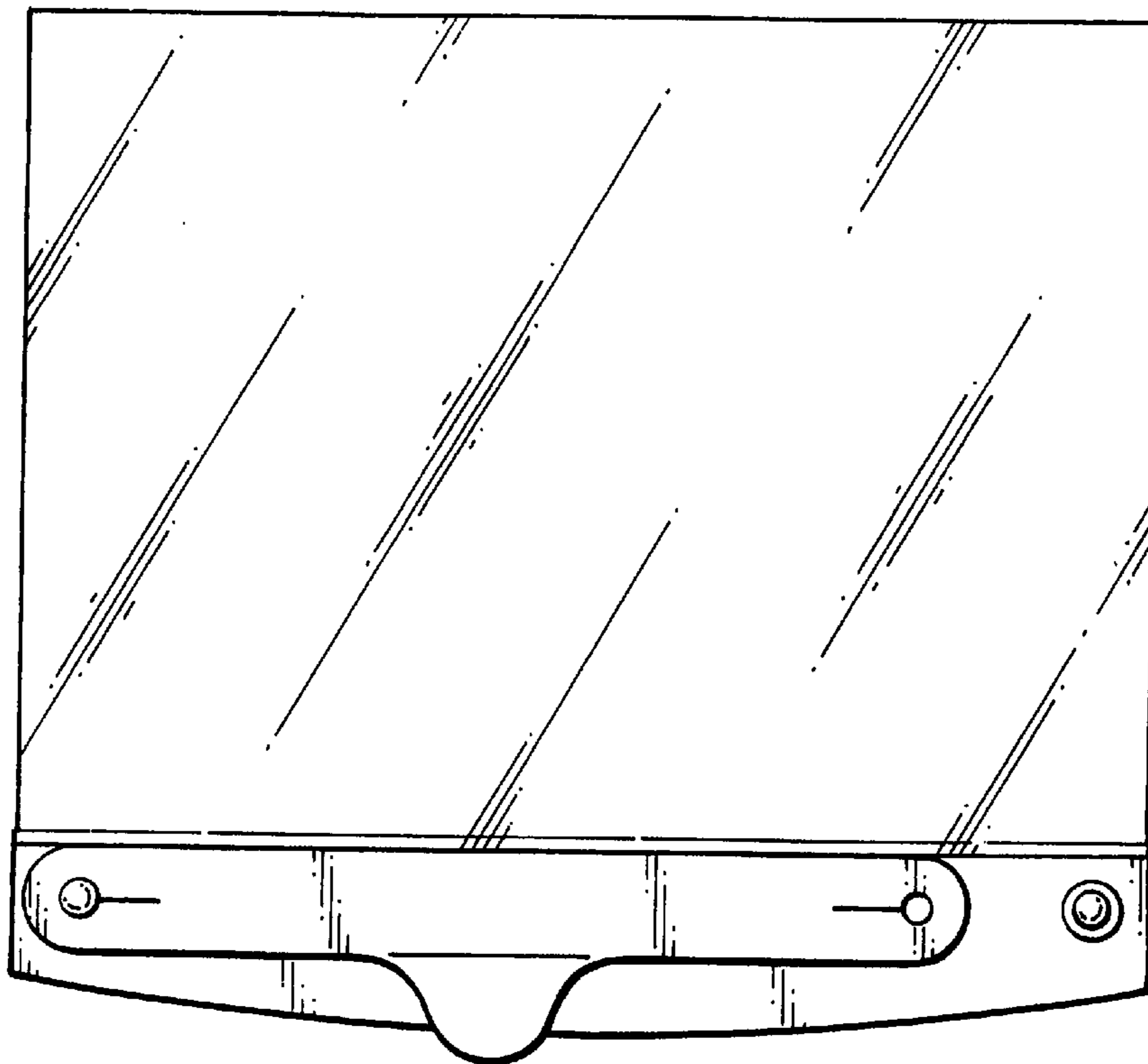


Fig. 2



Fig.3




Fig.4