



US00D450183B1

(12) **United States Design Patent**  
**Giaquinto**

(10) **Patent No.:** **US D450,183 S**

(45) **Date of Patent:** **\*\* Nov. 13, 2001**

(54) **PORTABLE POCKET**

4,273,174 \* 6/1981 Potter ..... 383/15 X  
5,857,600 \* 1/1999 Akutsu ..... 224/240

(76) Inventor: **Marc Giaquinto**, 22 High Ridge Rd.,  
Ellington, CT (US) 06029

\* cited by examiner

(\*\*) Term: **14 Years**

*Primary Examiner*—Louis S. Zarfes  
*Assistant Examiner*—Monica A. Weingart  
(74) *Attorney, Agent, or Firm*—McCormick, Paulding &  
Huber LLP

(21) Appl. No.: **29/116,600**

(22) Filed: **Jan. 6, 2000**

(57) **CLAIM**

(51) **LOC (7) Cl.** ..... **03-01**

The ornamental design for a portable pocket, as shown and described.

(52) **U.S. Cl.** ..... **D3/226**

(58) **Field of Search** ..... D3/201, 215, 226,  
D3/232, 233, 245, 246, 303; 150/100, 107;  
D2/857, 864; 190/109, 900; 383/15, 30,  
31, 84, 907; 224/222, 236, 240, 235

**DESCRIPTION**

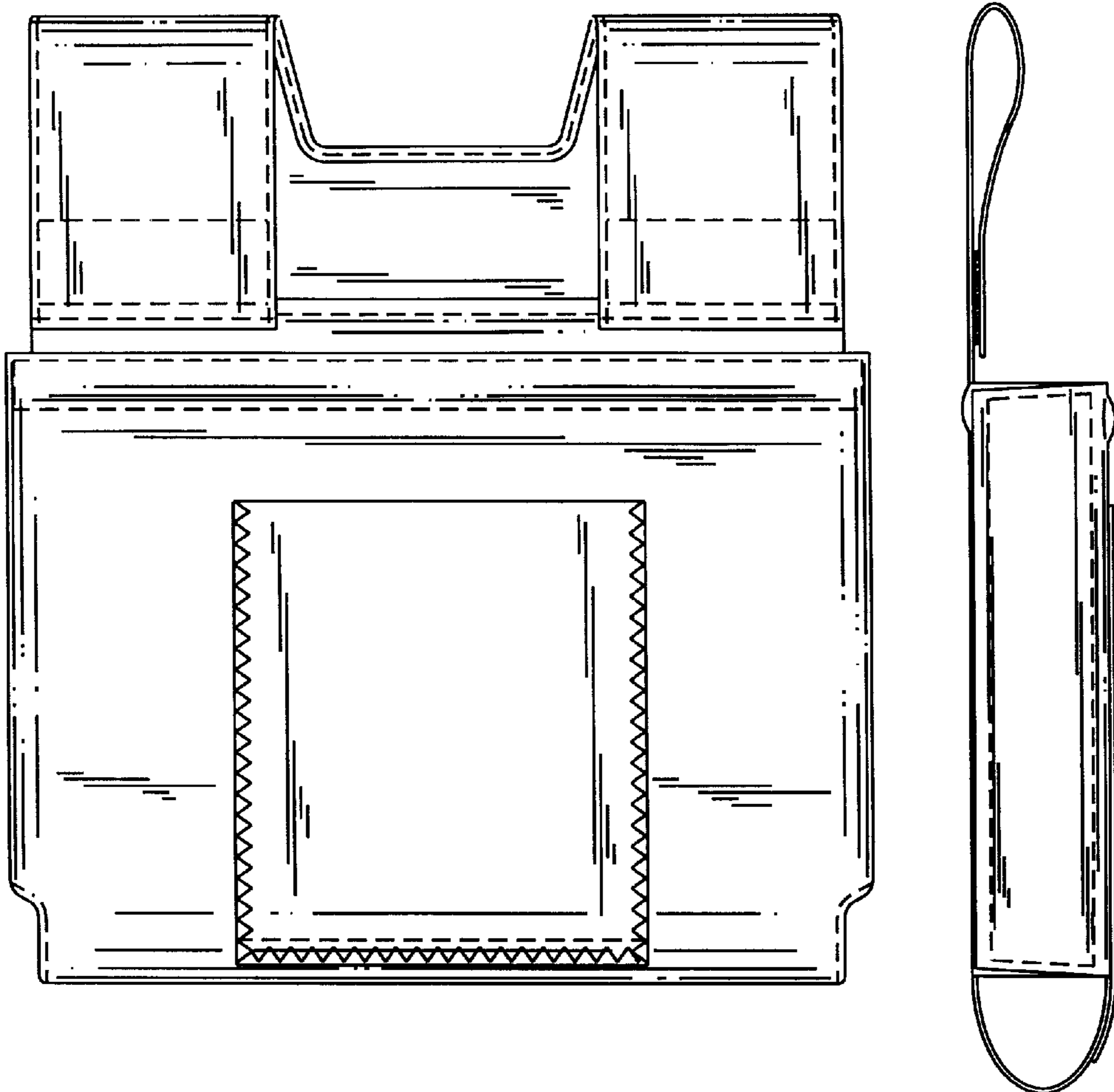
(56) **References Cited**

**U.S. PATENT DOCUMENTS**

2,983,412 \* 5/1961 Ferguson ..... 224/235  
3,361,312 \* 1/1968 Hutchison ..... 224/240  
3,949,916 \* 4/1976 Yount ..... 224/240  
4,139,914 \* 2/1979 Tarr ..... 224/240

FIG. 1 is a front view of the portable pocket;  
FIG. 2 is a back view of the portable pocket;  
FIG. 3 is the left hand side view of the portable pocket of  
FIG. 1, the right hand side view being a mirror image  
thereof;  
FIG. 4 is the top view of the portable pocket of FIG. 1; and,  
FIG. 5 is a bottom view of the portable pocket of FIG. 1.

**1 Claim, 2 Drawing Sheets**



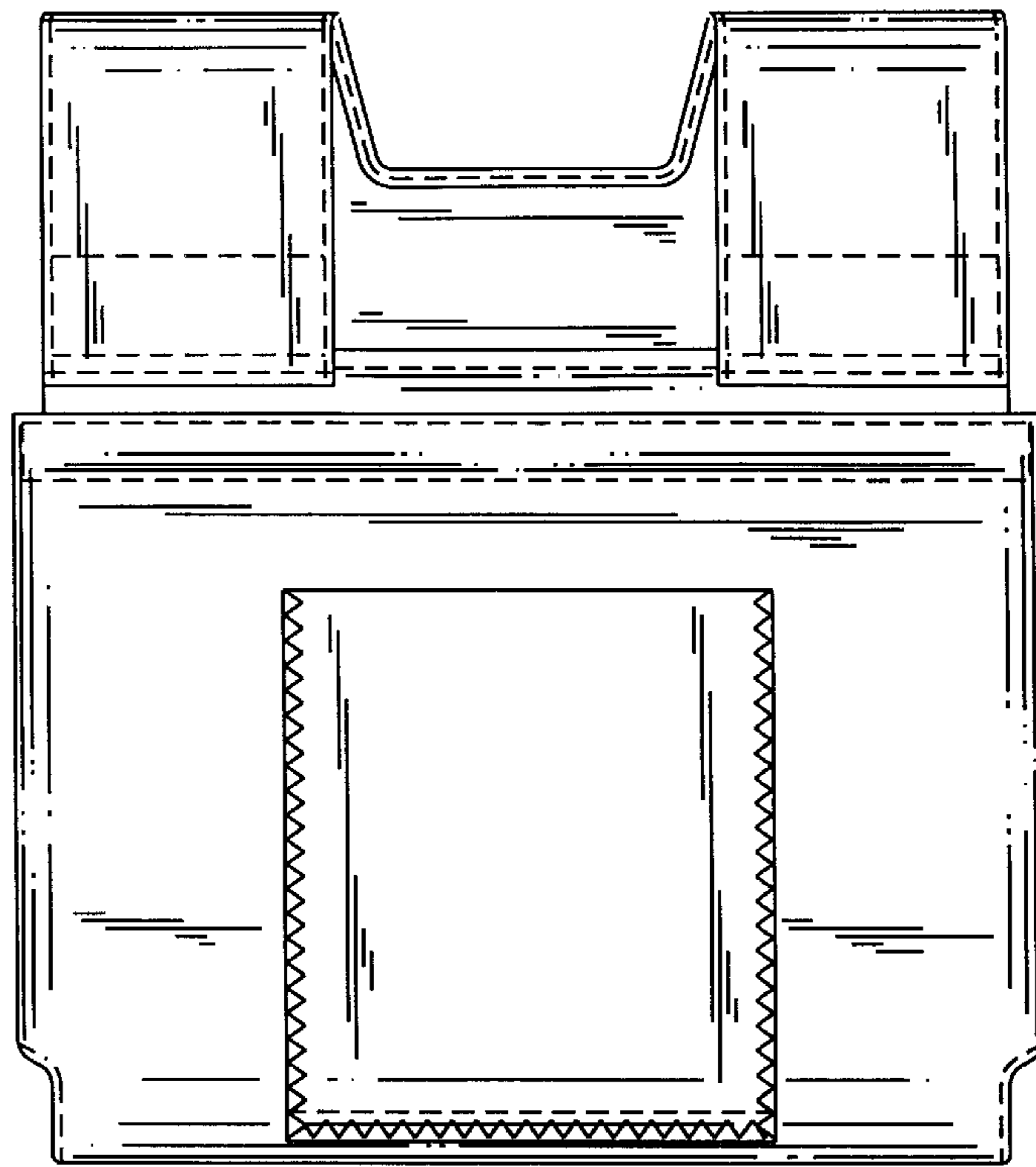


FIG. 1

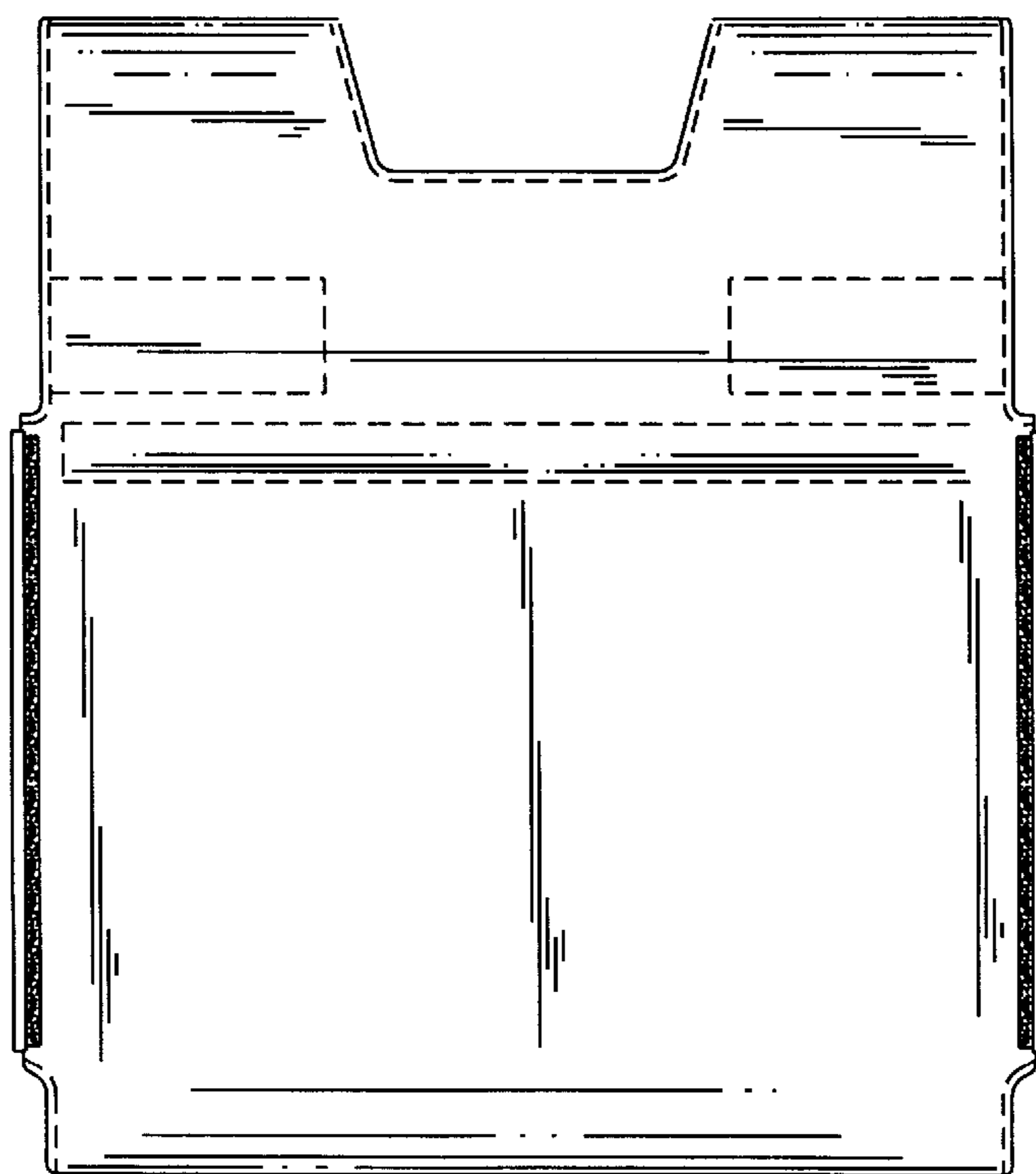


FIG. 2



FIG. 3




FIG. 4




FIG. 5