



US00D450182B1

(12) **United States Design Patent**
Truisi

(10) **Patent No.:** **US D450,182 S**

(45) **Date of Patent:** **** Nov. 13, 2001**

(54) **HANGING MINI DISC**

(76) Inventor: **Michael J. Truisi**, 30 Ithaca St., Staten Island, NY (US) 10306

(**) Term: **14 Years**

(21) Appl. No.: **29/134,164**

(22) Filed: **Dec. 15, 2000**

Related U.S. Application Data

(62) Division of application No. 29/114,952, filed on Dec. 3, 1999, now Pat. No. Des. 438,255.

(51) **LOC (7) Cl.** **03-01**

(52) **U.S. Cl.** **D3/211**

(58) **Field of Search** D3/207-212; 70/456 R,
70/457, 458; 24/3.6; 369/283; D11/76,
81

(56) **References Cited**

U.S. PATENT DOCUMENTS

D. 253,755 * 12/1979 Minassian D11/81

D. 304,699 * 11/1989 De Brey D11/99

D. 304,812 * 11/1989 Du Brey D11/76

D. 440,037 * 4/2001 Bharaj D3/208

877,842 * 1/1908 Highley 369/283

* cited by examiner

Primary Examiner—Ralf Seifert

(74) *Attorney, Agent, or Firm*—Goodwin Procter LLP

(57) **CLAIM**

What is claimed is the ornamental design for a hanging mini disc, as shown.

DESCRIPTION

FIG. 1 is a perspective view of a hanging mini disc of the present invention.

FIG. 2 is a front elevational view thereof.

FIG. 3 is a rear elevational view thereof.

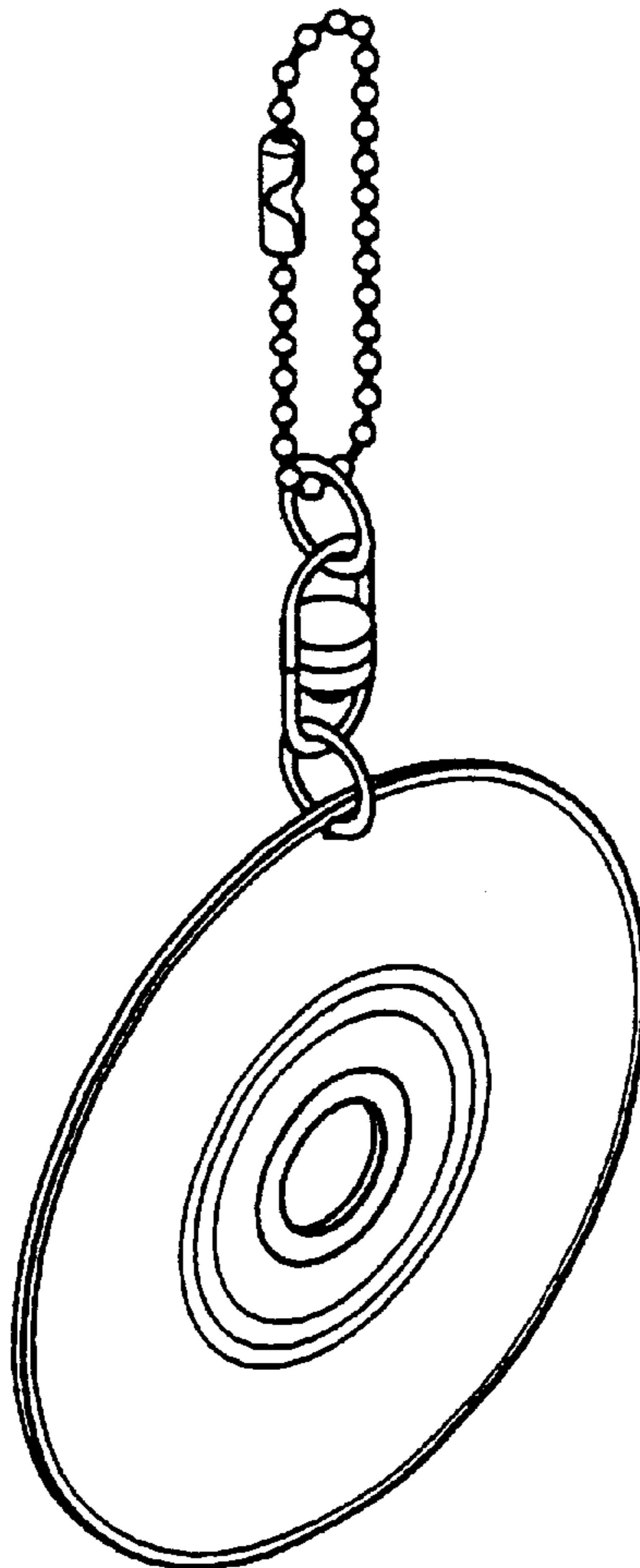
FIG. 4 is a right side elevational view thereof.

FIG. 5 is a left side elevational view thereof.

FIG. 6 is a top plan view thereof; and,

FIG. 7 is a bottom plan view thereof.

1 Claim, 2 Drawing Sheets



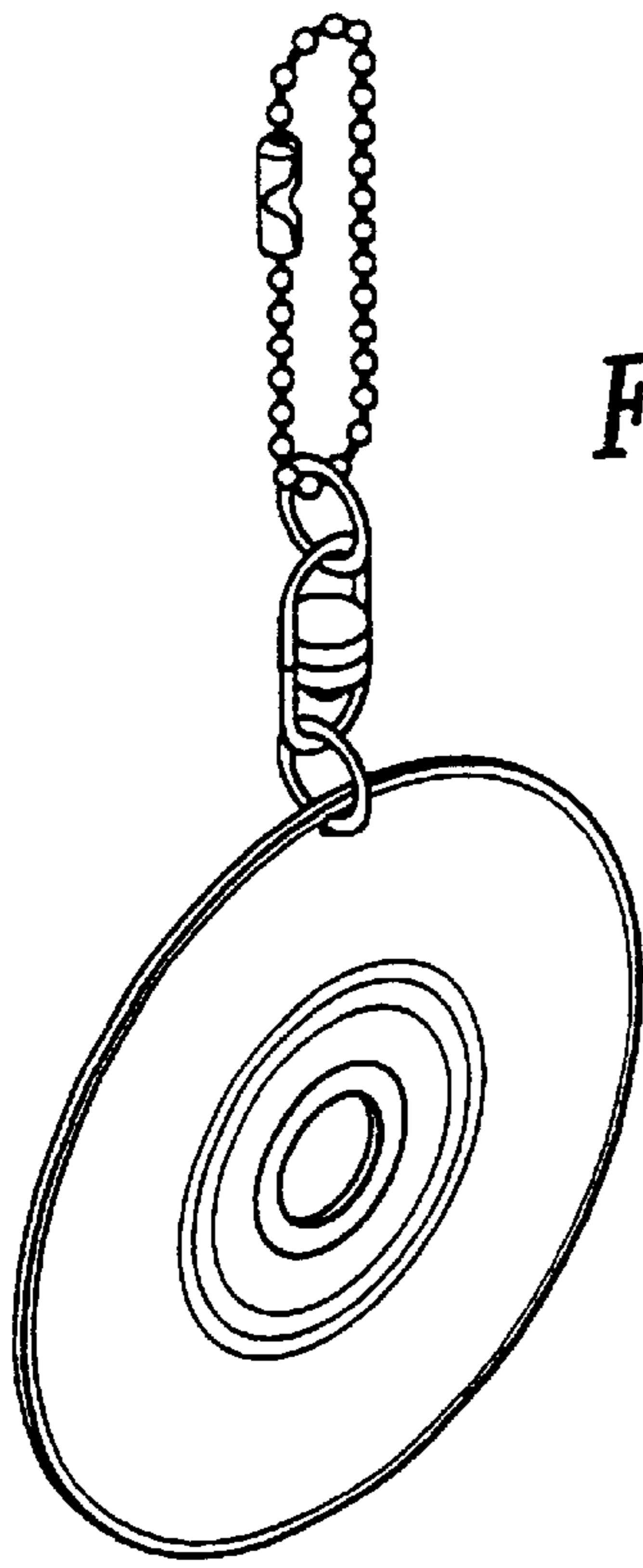


FIG. 1

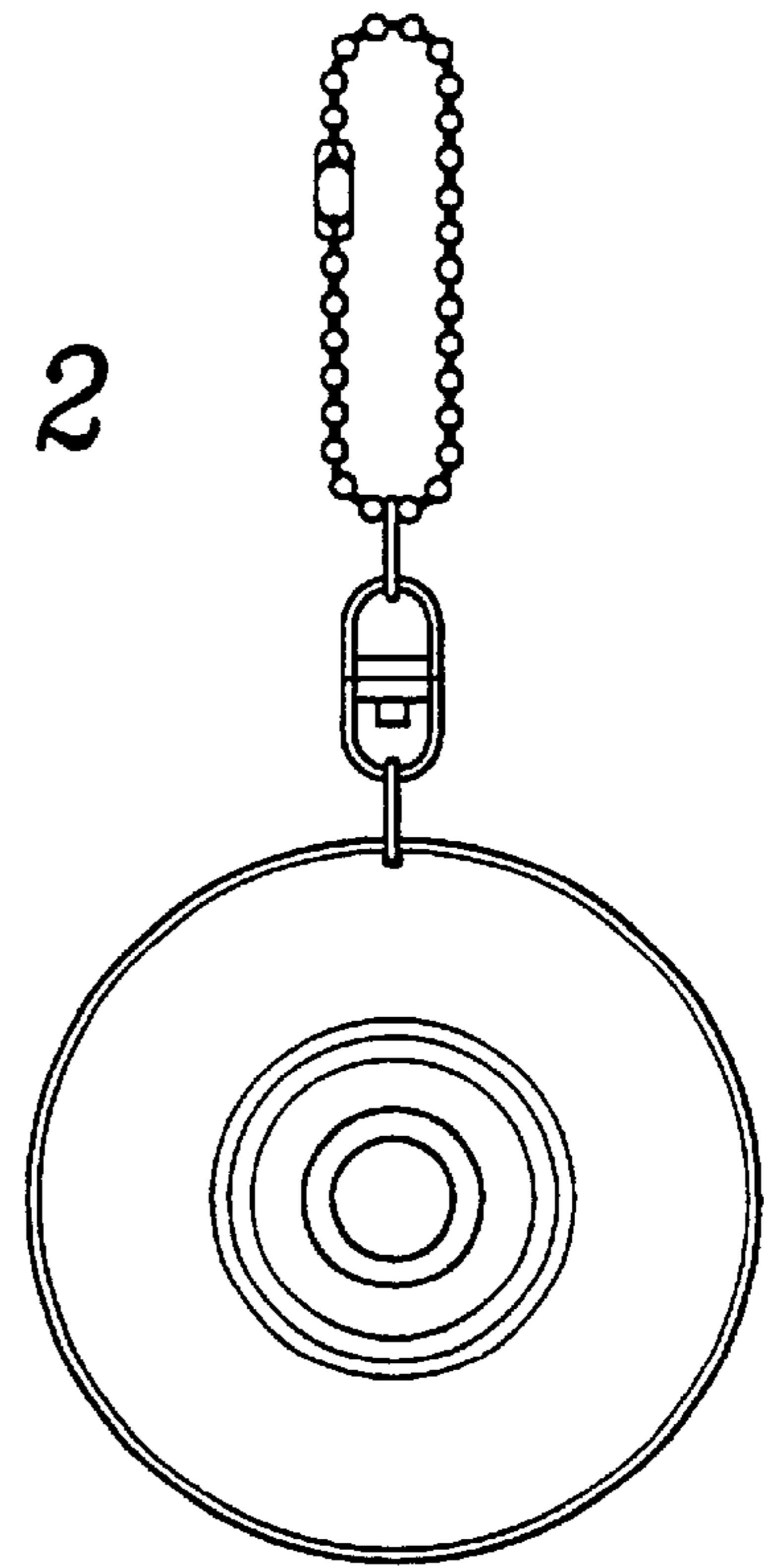


FIG. 2

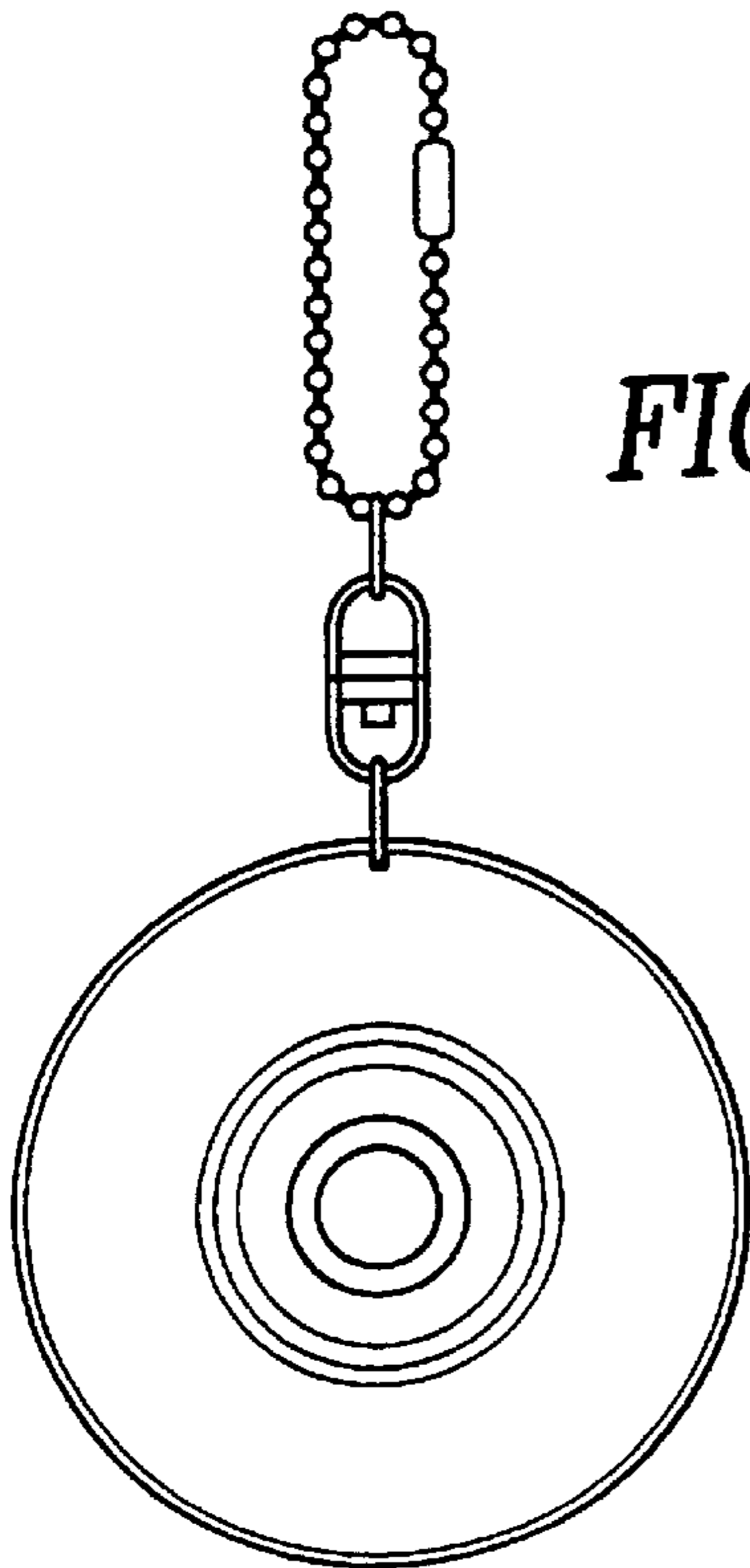


FIG. 3



FIG. 4



FIG. 5



FIG. 6



FIG. 7