



US00D450177B1

(12) **United States Design Patent**  
**Boncutter**

(10) **Patent No.:** **US D450,177 S**

(45) **Date of Patent:** **\*\* Nov. 13, 2001**

- (54) **SHOE**
- (75) Inventor: **Mary K. Boncutter**, Newport Beach, CA (US)
- (73) Assignee: **R & S Trading Company, Inc.**, Irvine, CA (US)
- (\*\*) Term: **14 Years**
- (21) Appl. No.: **29/129,097**
- (22) Filed: **Sep. 7, 2000**

3,925,914	12/1975	Marcoux .	
3,928,927	12/1975	Brown et al. .	
4,051,610	* 10/1977	Shigeji .....	36/11.5
4,069,601	* 1/1978	Robbins .....	36/11.5
4,226,031	* 10/1980	Wong .....	36/11.5
4,279,049	7/1981	Coiquaud .	
4,843,736	7/1989	Courian .	
5,205,054	4/1993	York, Jr. .	
5,802,738	9/1998	Ferniani .	
5,852,885	12/1998	Ferniani .	
5,992,055	11/1999	Connor .	
6,003,246	12/1999	Pan .	
6,014,821	1/2000	Yaw .	
6,021,585	2/2000	Cole .	
6,029,372	2/2000	Pan .	
6,035,554	3/2000	Duncan .	

**Related U.S. Application Data**

- (63) Continuation-in-part of application No. 29/127,466, filed on Aug. 7, 2000.
- (51) **LOC (7) Cl.** ..... **02-04**
- (52) **U.S. Cl.** ..... **D2/917; D2/916**
- (58) **Field of Search** ..... D2/897-900, 916-920, D2/922-924, 929-933, 947-961, 969, 971; 36/7.3, 7.5, 11.5, 50.1, 45

\* cited by examiner

*Primary Examiner*—Louis S. Zarfes

*Assistant Examiner*—Gregory Andoll

(74) *Attorney, Agent, or Firm*—Christie Parker & Hale

(57) **CLAIM**

I claim the ornamental design for a shoe, as shown and described.

(56) **References Cited**

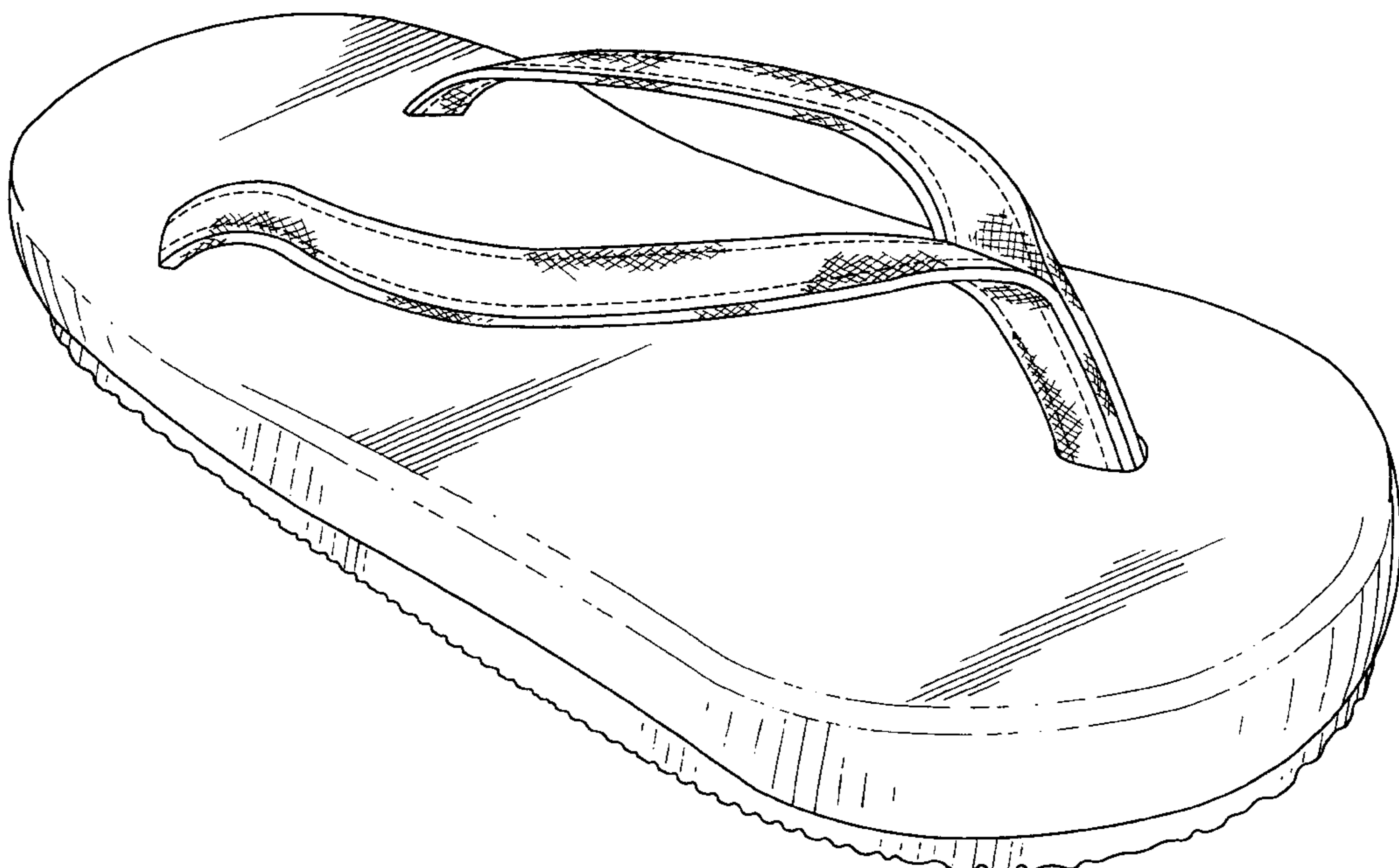
**U.S. PATENT DOCUMENTS**

D. 167,533	*	8/1952	Pastine .....	D2/917
D. 187,781	*	5/1960	Hayakawa .....	D2/917
D. 238,625	*	2/1976	York .....	D2/917
D. 247,657	*	4/1978	York, Jr. ....	D2/917
D. 260,570	*	9/1981	Wong .....	D2/917
D. 333,904	*	3/1993	Eminger .....	D2/917
D. 429,555		8/2000	Kelley .	
1,875,162		8/1932	Sayers .	
3,352,033		11/1967	Colley .	
3,675,346		7/1972	Miyachi et al. .	
3,698,107		10/1972	Fukuoka .	
3,698,108		10/1972	Brunner .	

**DESCRIPTION**

FIG. 1 is a perspective view of a shoe embodying my new design;  
 FIG. 2 is a top plan view of the shoe shown in FIG. 1;  
 FIG. 3 is a bottom plan view of the shoe shown in FIG. 1;  
 FIG. 4 is a side elevational view of the shoe shown in FIG. 1;  
 FIG. 5 is another side elevational view of the shoe shown in FIG. 1;  
 FIG. 6 is a rear view of the shoe shown in FIG. 1; and,  
 FIG. 7 is a front view of the shoe shown in FIG. 1.

**1 Claim, 3 Drawing Sheets**



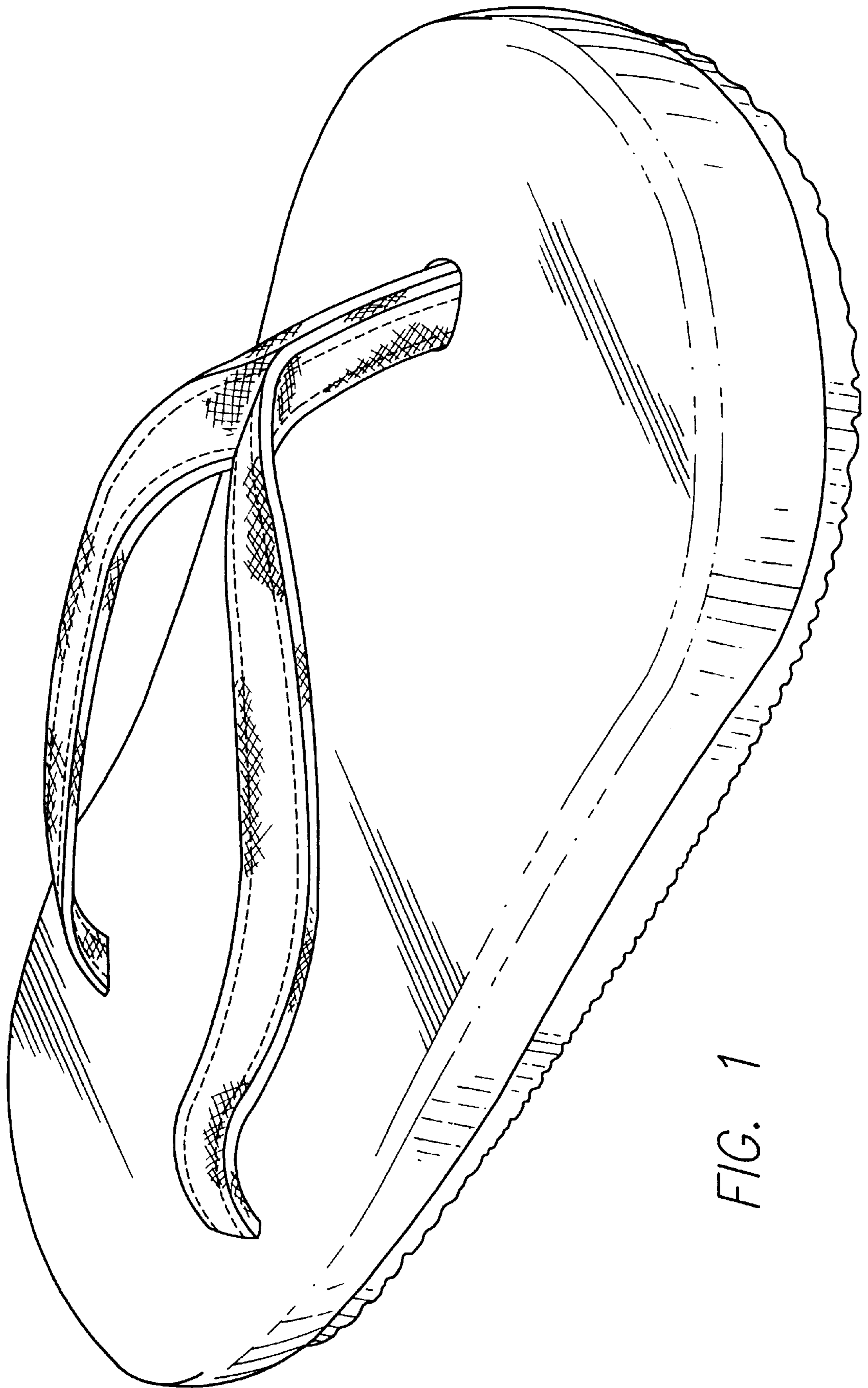


FIG. 1

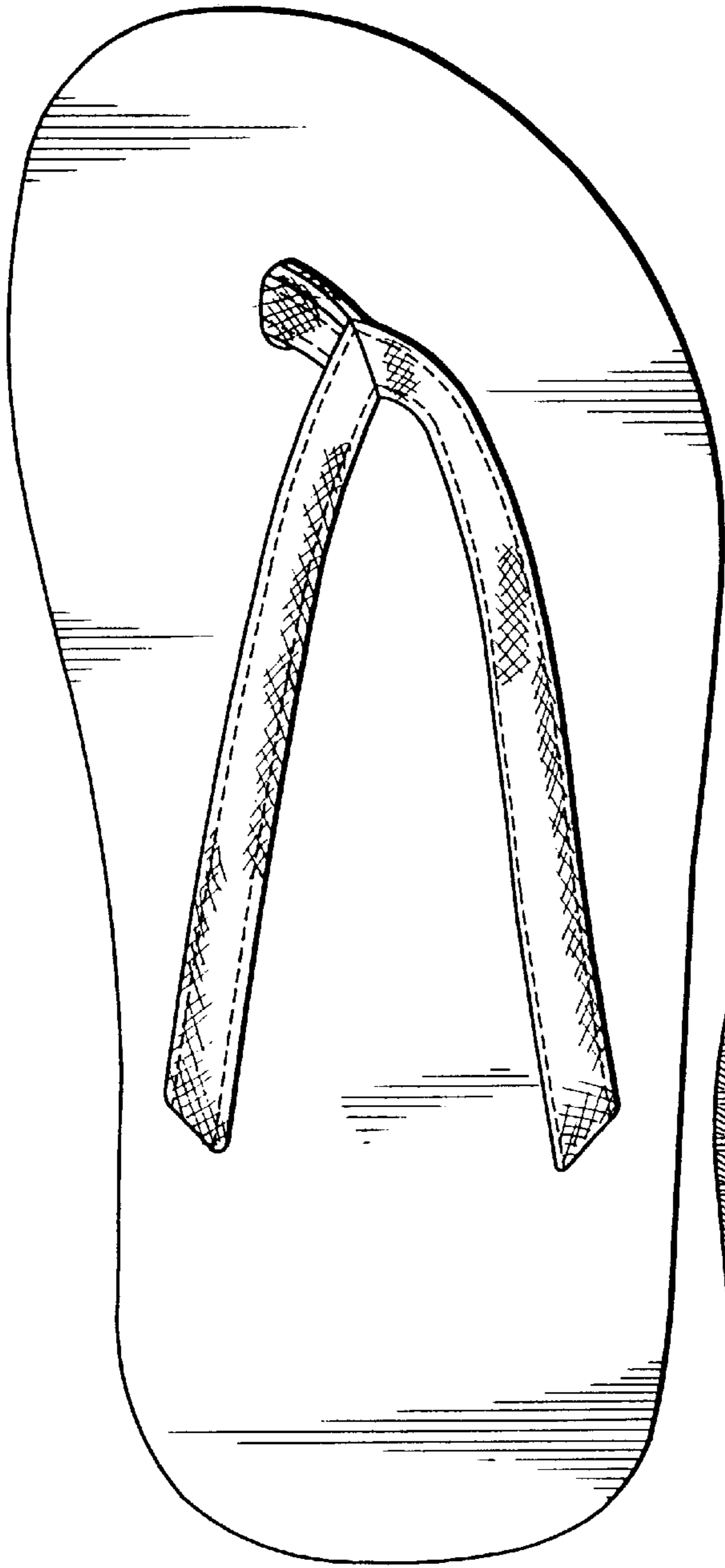


FIG. 2

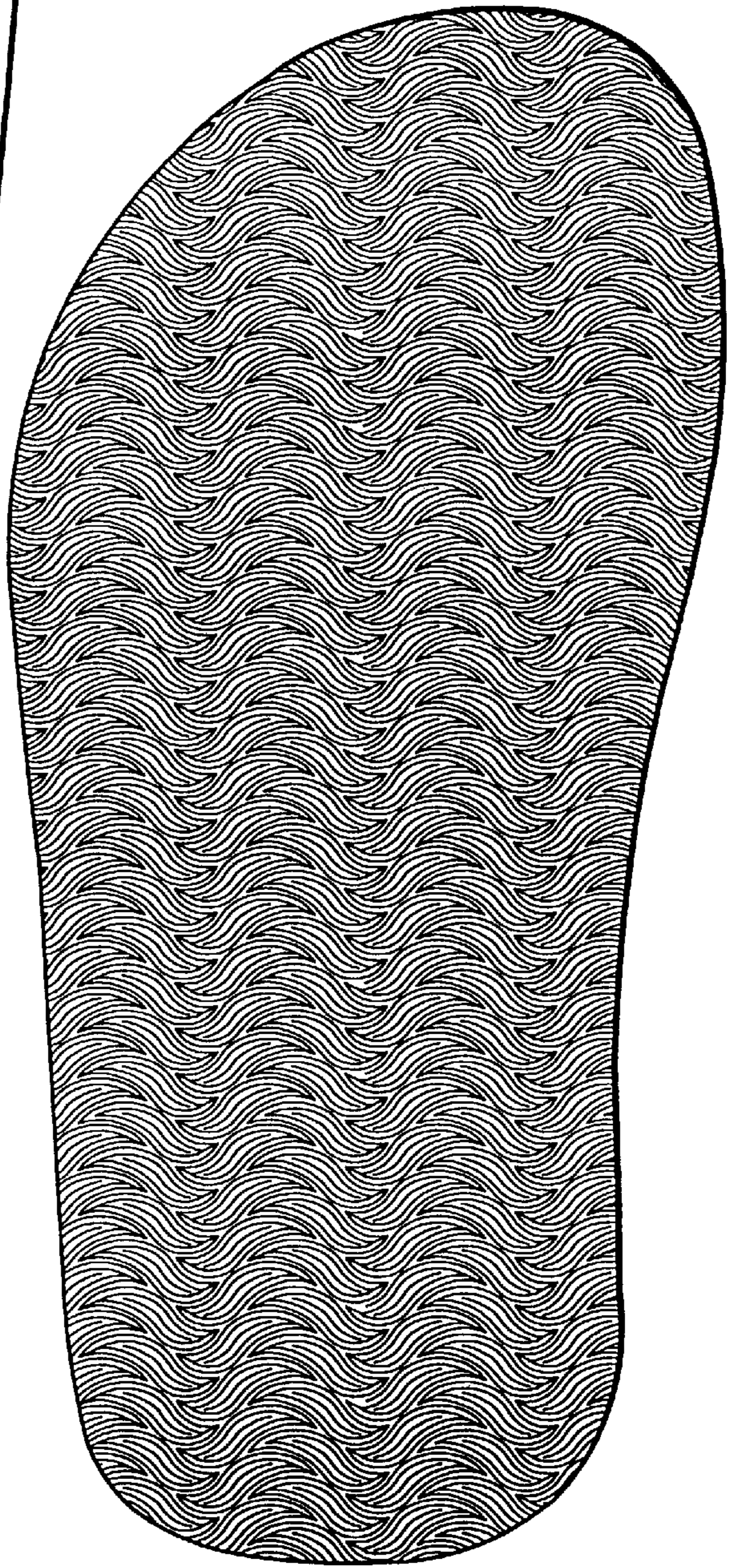


FIG. 3

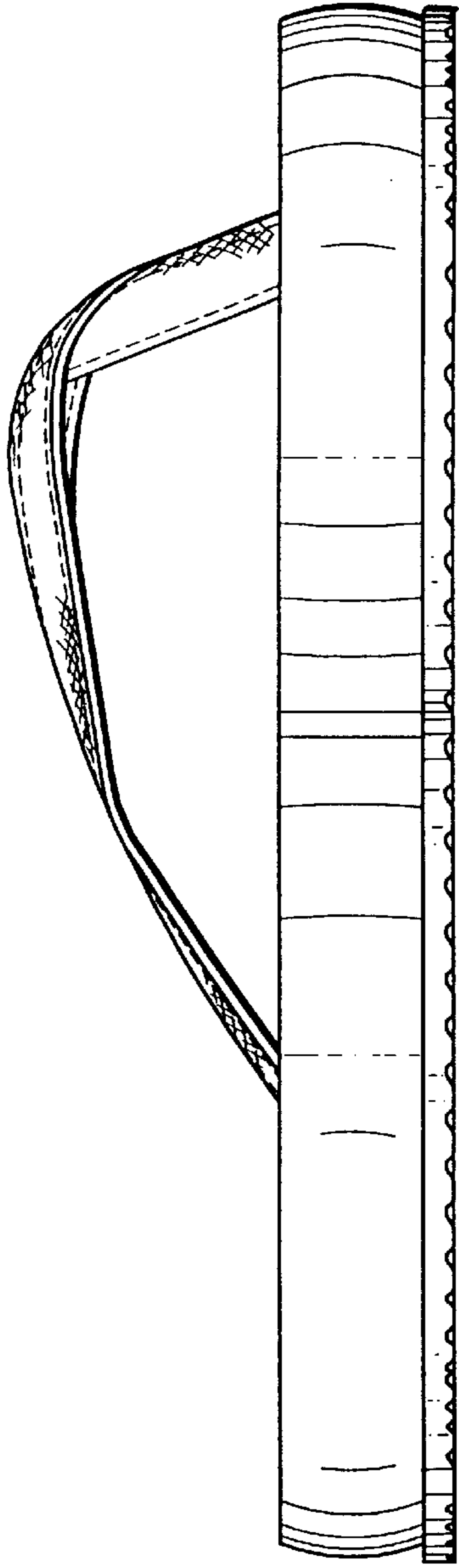


FIG. 4

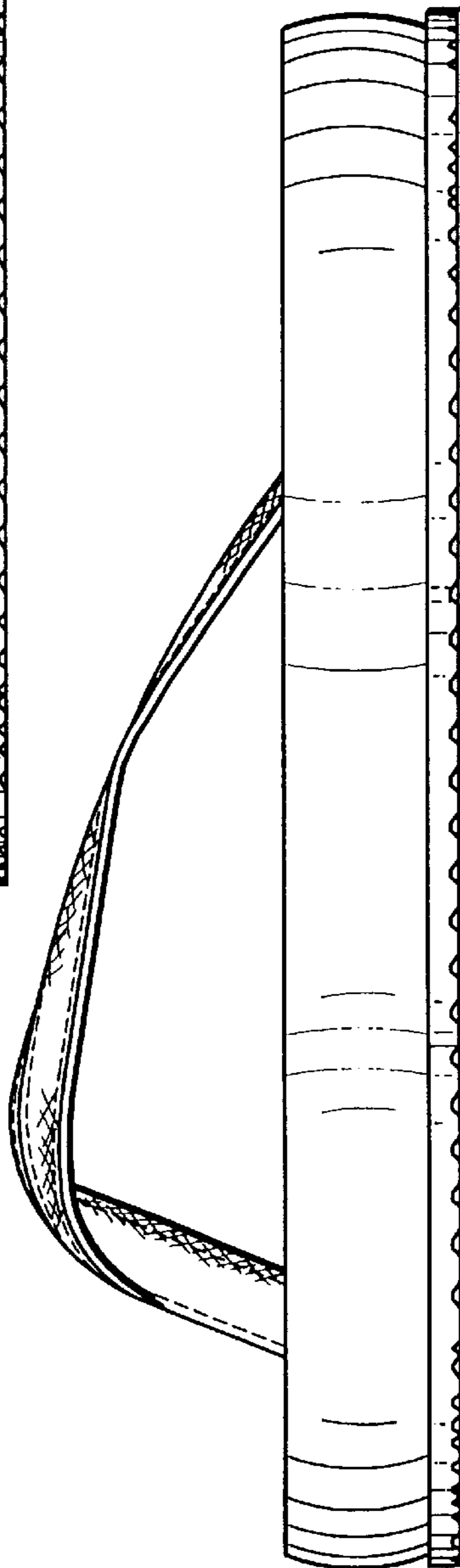


FIG. 5

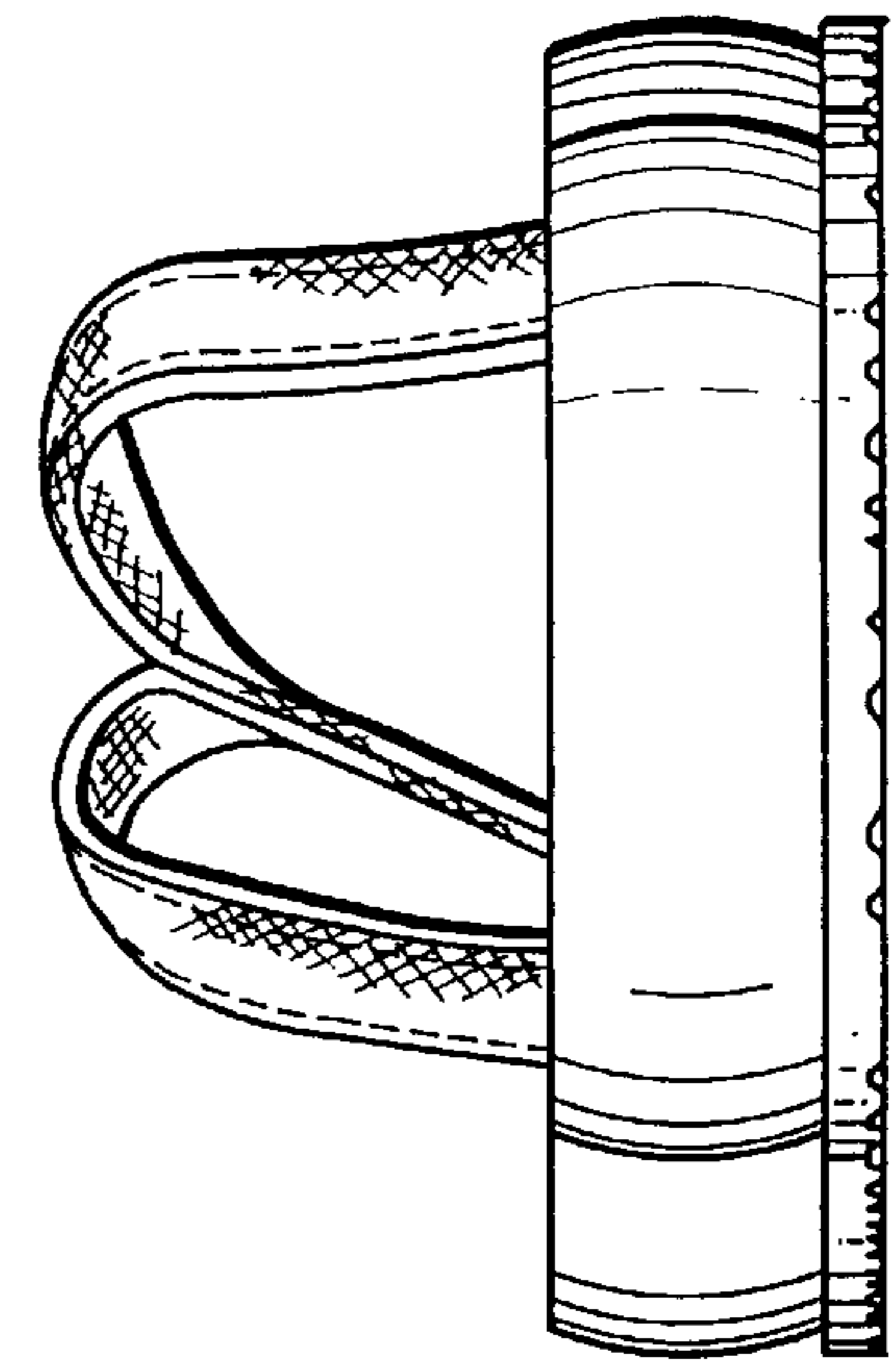


FIG. 6

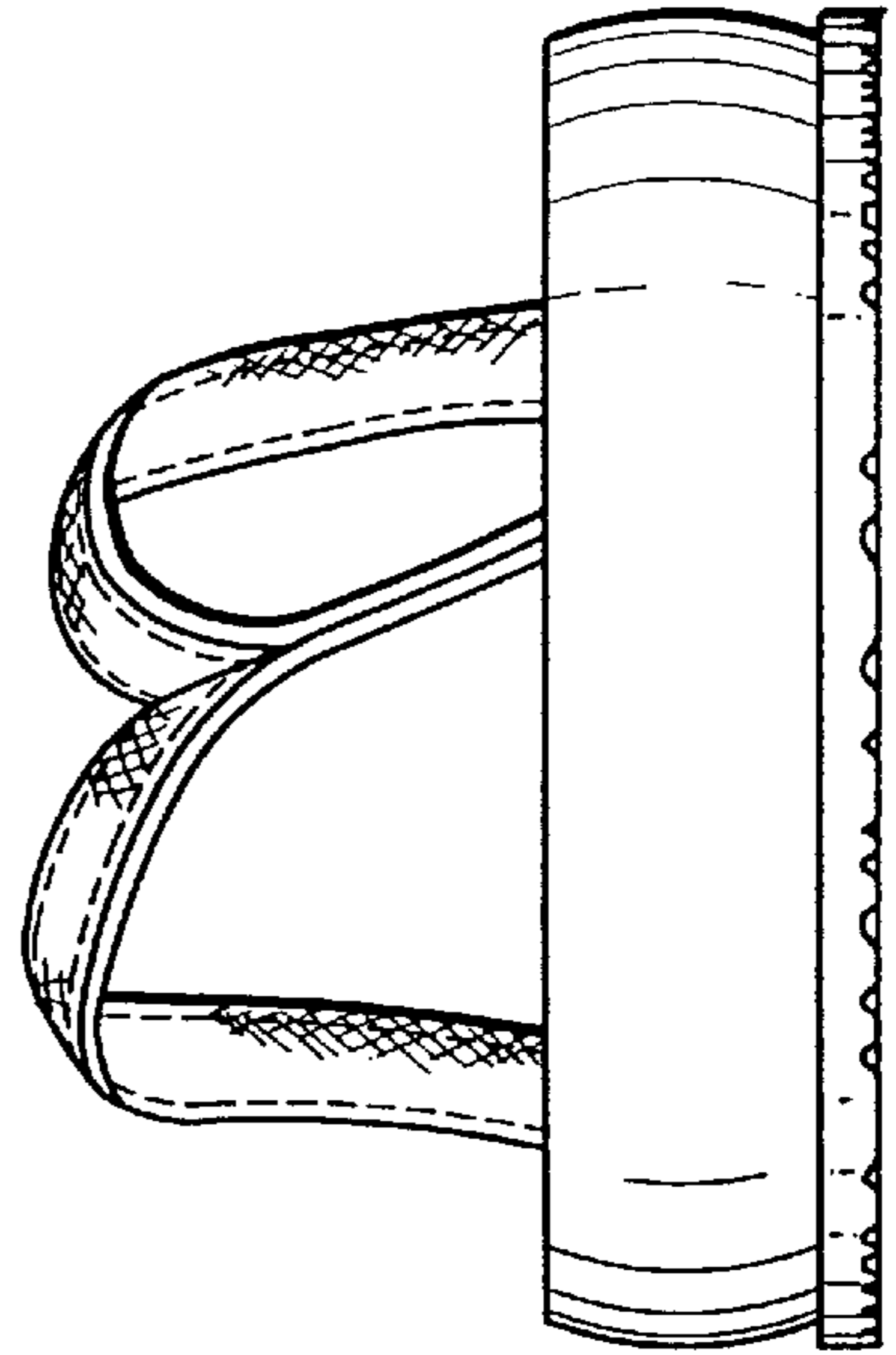


FIG. 7