



US00D450161B1

(12) **United States Design Patent**  
**Wheelington, II**

(10) **Patent No.:** **US D450,161 S**

(45) **Date of Patent:** **\*\* Nov. 6, 2001**

(54) **FOOTBALL GLOVE**

(76) **Inventor:** **Wade L. Wheelington, II**, 107 Holly Garden Dr., Ballwin, MO (US) 63021

(\*\*) **Term:** **14 Years**

(21) **Appl. No.:** **29/136,106**

(22) **Filed:** **Jan. 24, 2001**

(51) **LOC (7) Cl.** ..... **02-06**

(52) **U.S. Cl.** ..... **D29/117.1**

(58) **Field of Search** ..... D2/616-621, 623; D29/113, 116.2, 117.1, 117.2, 123; D24/190; 2/16-20, 159-162, 170, 907, 910, 917

(56) **References Cited**

**U.S. PATENT DOCUMENTS**

D. 294,984	3/1988	Green .	
D. 372,112	7/1996	Garneau .	
1,179,871	4/1916	St. John .	
2,167,226	7/1939	Wells et al. .	
2,465,136	3/1949	Troccoli .	
3,096,523	7/1963	Bruchas .	
4,051,553	10/1977	Howard .	
4,691,387	9/1987	Lopez .	
5,117,509	6/1992	Bowers .	
5,168,578	* 12/1992	Stanley .....	2/19
5,704,065	* 1/1998	Feuerhake .....	2/161.2
5,867,830	2/1999	Chen .	

\* cited by examiner

*Primary Examiner*—Louis S. Zarfaz  
*Assistant Examiner*—Robert A. Delehanty

(74) *Attorney, Agent, or Firm*—Blackwell Sanders Peper Martin

(57) **CLAIM**

The ornamental design for a football glove, as shown and described.

**DESCRIPTION**

FIG. 1 is a front elevational view of the palm side of a right-handed football glove shown with the thumb portion of the glove in open position, and illustrated in accordance with my new design;

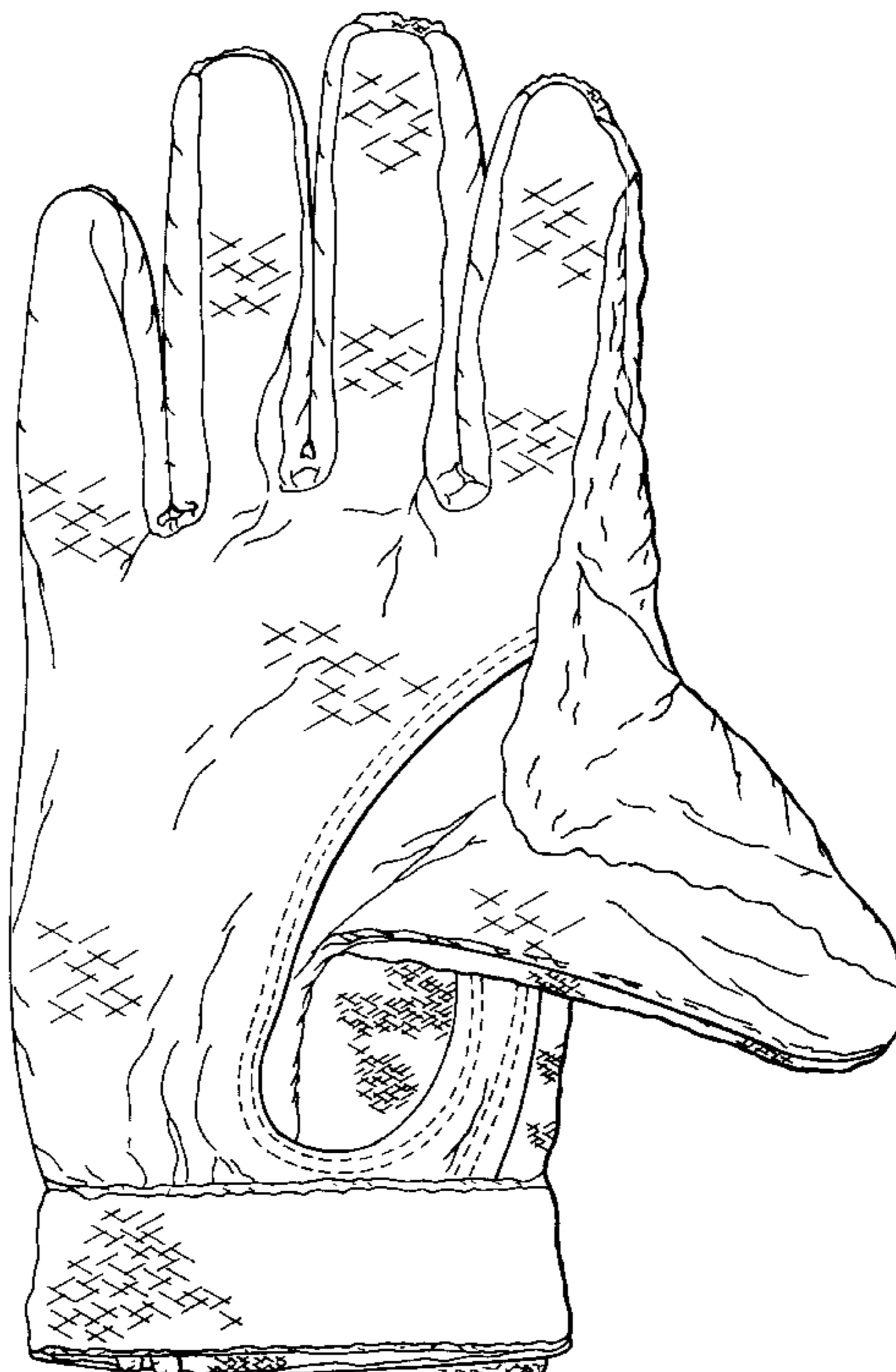
FIG. 2 is a back elevational view of the design of FIG. 1; FIG. 3 is a front elevational view of the football glove of FIG. 1 shown with the thumb portion of the glove in closed position; and,

FIG. 4 is a back elevational view of the design of FIG. 3. The new and distinctive feature of the design shown is embodied in the webbed area between the thumb and forefinger of the glove shown and described. Although only the right hand glove is shown, the left-hand mate glove is a mirror image of each of the above views. Lines shown in phantom in FIG. 2 (“graphics”) are for illustrative purposes only and form no part of the claimed design.

The fragmentary crosshatched pattern shown in the drawing is understood to represent fabric and is repeated uniformly throughout the areas shown.

The broken lines shown on the palm of the glove in FIGS. 1 and 3 are understood to represent stitching.

**1 Claim, 4 Drawing Sheets**



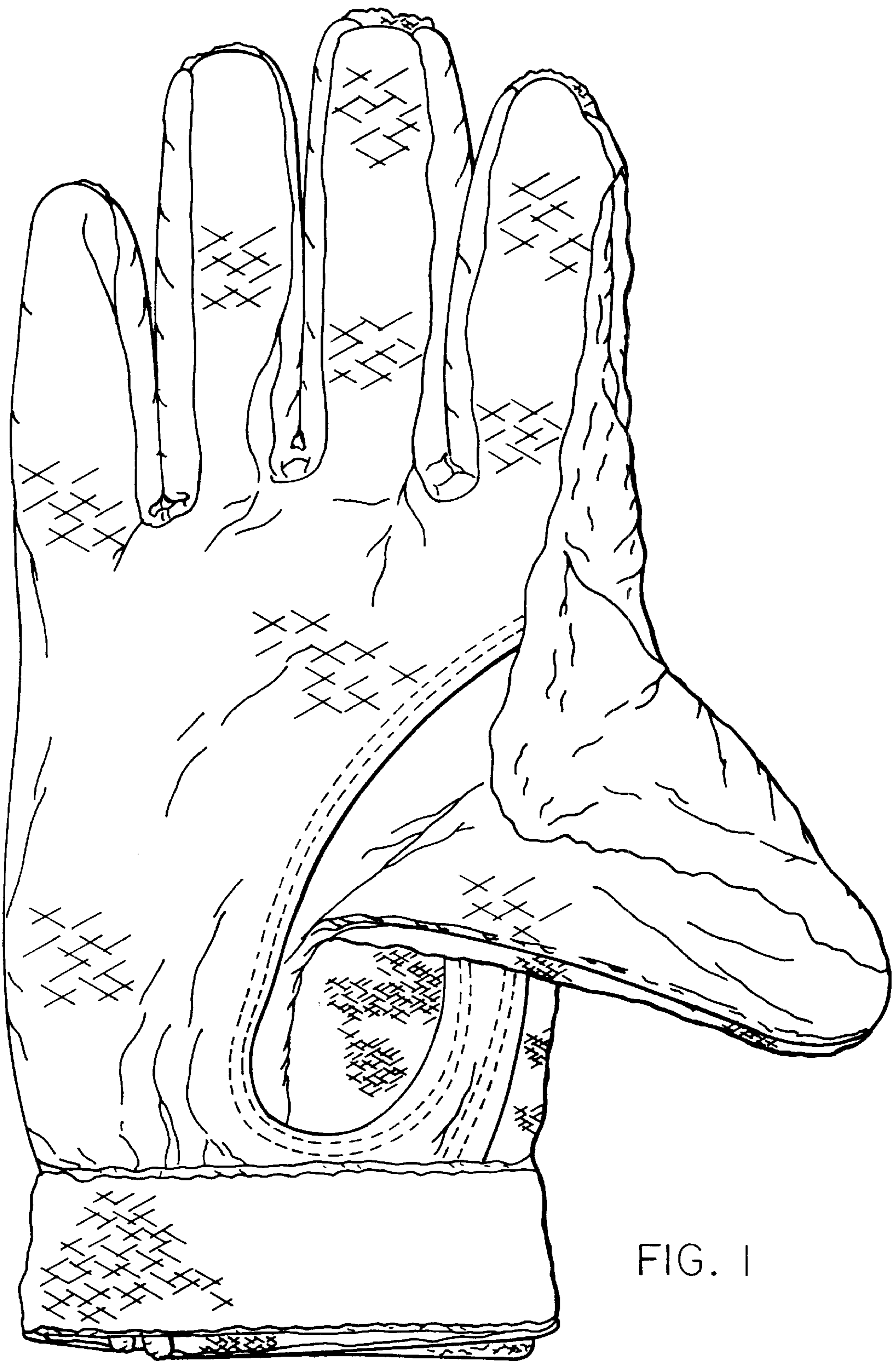


FIG. 1

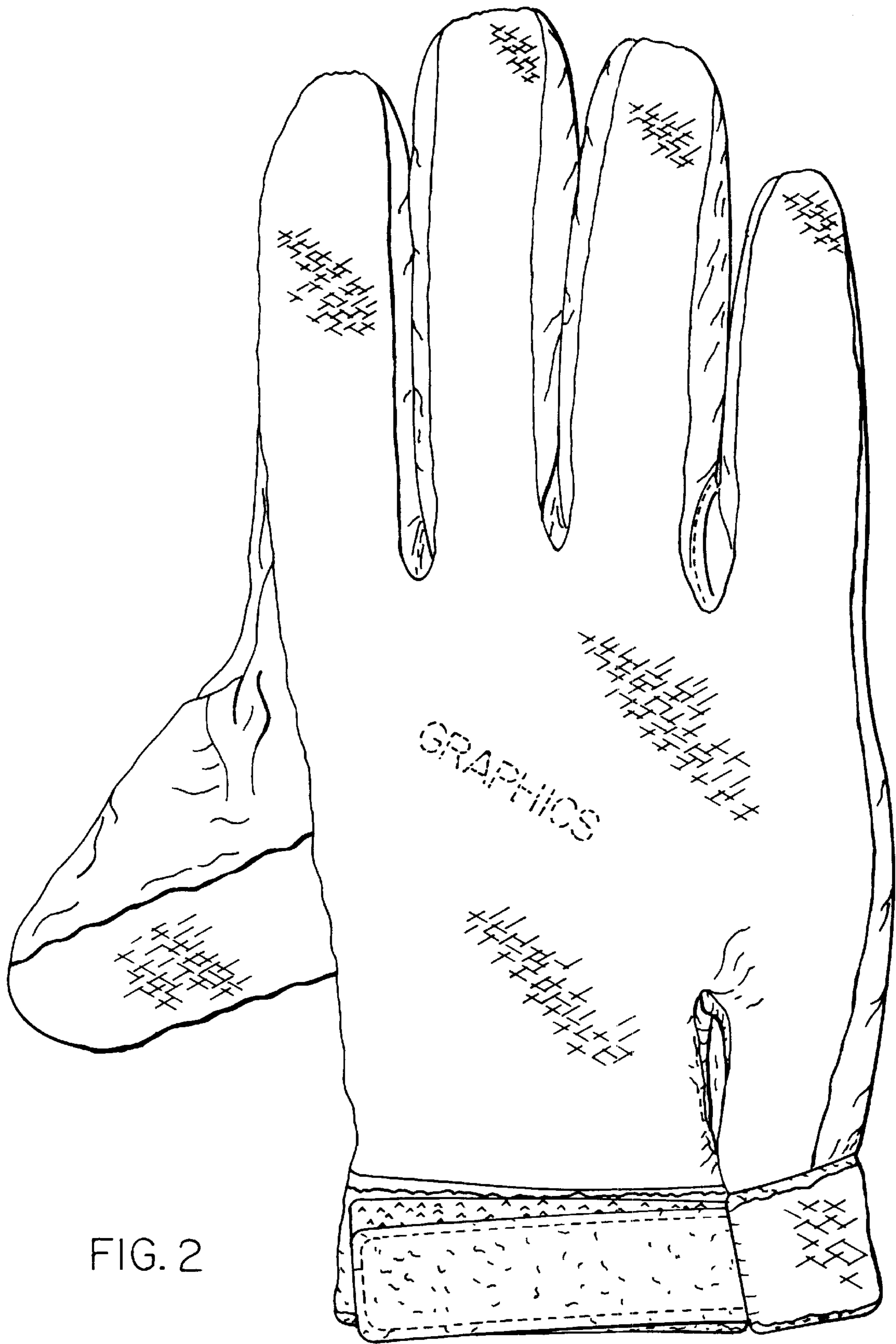


FIG. 2



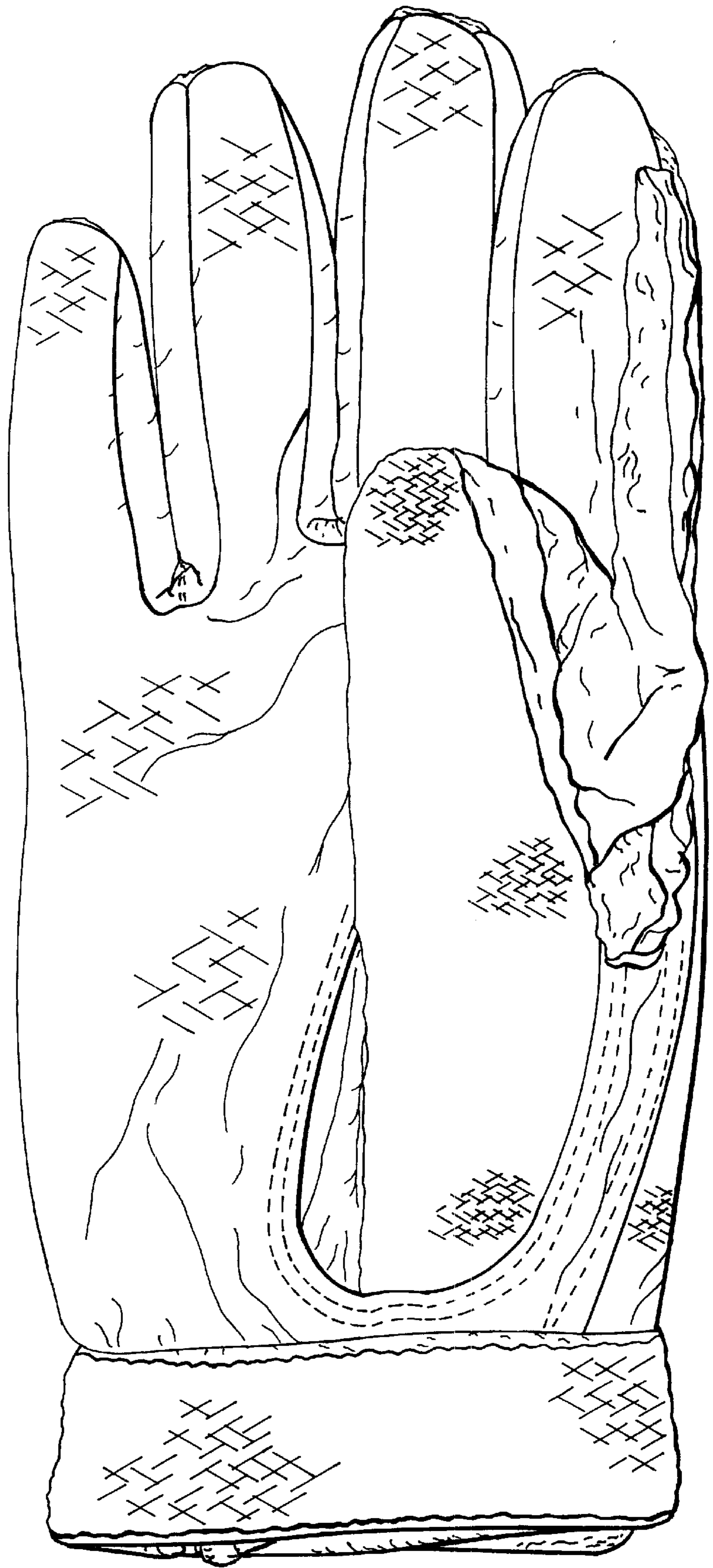


FIG. 3

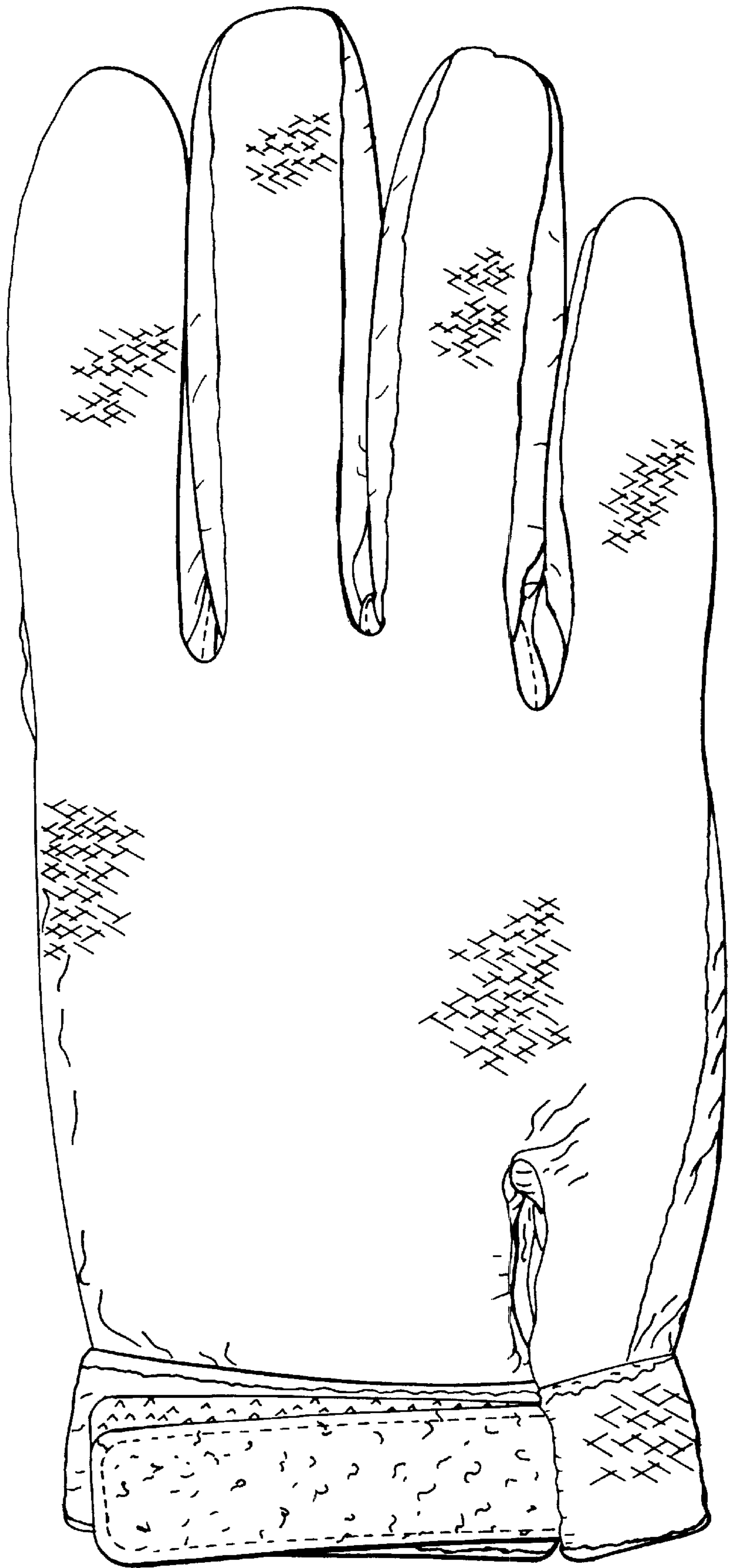


FIG. 4