



US00D450159B1

(12) **United States Design Patent**  
**Chang**

(10) **Patent No.:** **US D450,159 S**

(45) **Date of Patent:** **\*\* Nov. 6, 2001**

(54) **VERTICAL DIAL STICK CASE**

(76) **Inventor:** **Charles Chang, 55 Westview Rd., Wayne, NJ (US) 07470**

(\*\*) **Term:** **14 Years**

(21) **Appl. No.:** **29/136,828**

(22) **Filed:** **Feb. 8, 2001**

(51) **LOC (7) Cl.** ..... **28-03**

(52) **U.S. Cl.** ..... **D28/76; D28/87**

(58) **Field of Search** ..... **D28/7, 76, 77, D28/85-91; D19/36, 41, 45, 51; 132/216, 218, 317, 318, 320; 401/55, 65, 66, 79, 82, 84, 86-89, 92, 93, 95, 98; 206/385; D9/315**

(56) **References Cited**

**U.S. PATENT DOCUMENTS**

D. 252,161 \* 6/1979 Flower ..... D28/87

(List continued on next page.)

*Primary Examiner*—Philip S. Hyder

*Assistant Examiner*—C. Tuttle

(74) *Attorney, Agent, or Firm*—Richard A. Joel, Esq.

(57) **CLAIM**

The ornamental design for a vertical dial stick case, as shown and described.

**DESCRIPTION**

FIG. 1 is a perspective view of a slim line dial stick heart shaped lipstick case showing the first embodiment of the invention;

FIG. 2 is a top view of the lipstick case of FIG. 1;

FIG. 3 is a bottom view of the lipstick case of FIG. 1;

FIG. 4 is a left side view of the lipstick case of FIG. 1;

FIG. 5 is a right side view of the lipstick case of FIG. 1; and,

FIG. 6 is a rear view of the lipstick case of FIG. 1;

FIG. 7 is a perspective view of a regular dial stick heart shaped lipstick case showing the second embodiment of the invention;

FIG. 8 is a top view of the lipstick case of FIG. 7;

FIG. 9 is a bottom view of the lipstick case of FIG. 7;

FIG. 10 is a left side view of the lipstick case of FIG. 7;

FIG. 11 is a right side view of the lipstick case of FIG. 7;

and,

FIG. 12 is a rear view of the lipstick case of FIG. 7;

FIG. 13 is a perspective view of a heart shaped foundation dial stick case showing the third embodiment of the invention;

FIG. 14 is a top view of the foundation case of FIG. 13;

FIG. 15 is a bottom view of the foundation case of FIG. 13;

FIG. 16 is a left side view of the foundation case of FIG. 13;

FIG. 17 is a right side view of the foundation case of FIG. 13; and,

FIG. 18 is a rear view of the foundation case of FIG. 13;

FIG. 19 is a perspective view of a slim line dial stick curved heart shaped lipstick case showing the fourth embodiment of the invention;

FIG. 20 is a top view of the lipstick case of FIG. 19;

FIG. 21 is a bottom view of the lipstick case of FIG. 19;

FIG. 22 is a left side view of the lipstick case of FIG. 19;

FIG. 23 is a right side view of the lipstick case of FIG. 19; and,

FIG. 24 is a rear view of the lipstick case of FIG. 19;

FIG. 25 is a perspective view of a regular dial stick curved heart shaped lipstick case showing the fifth embodiment of the invention;

FIG. 26 is a top view of the lipstick case of FIG. 25;

FIG. 27 is a bottom view of the lipstick case of FIG. 25;

FIG. 28 is a left side view of the lipstick case of FIG. 25;

FIG. 29 is a right side view of the lipstick case of FIG. 25; and,

FIG. 30 is a rear view of the lipstick case of FIG. 25;

FIG. 31 is a perspective view of a curved heart shaped foundation dial stick case showing the sixth embodiment of the invention;

FIG. 32 is a top view of the foundation case of FIG. 31;

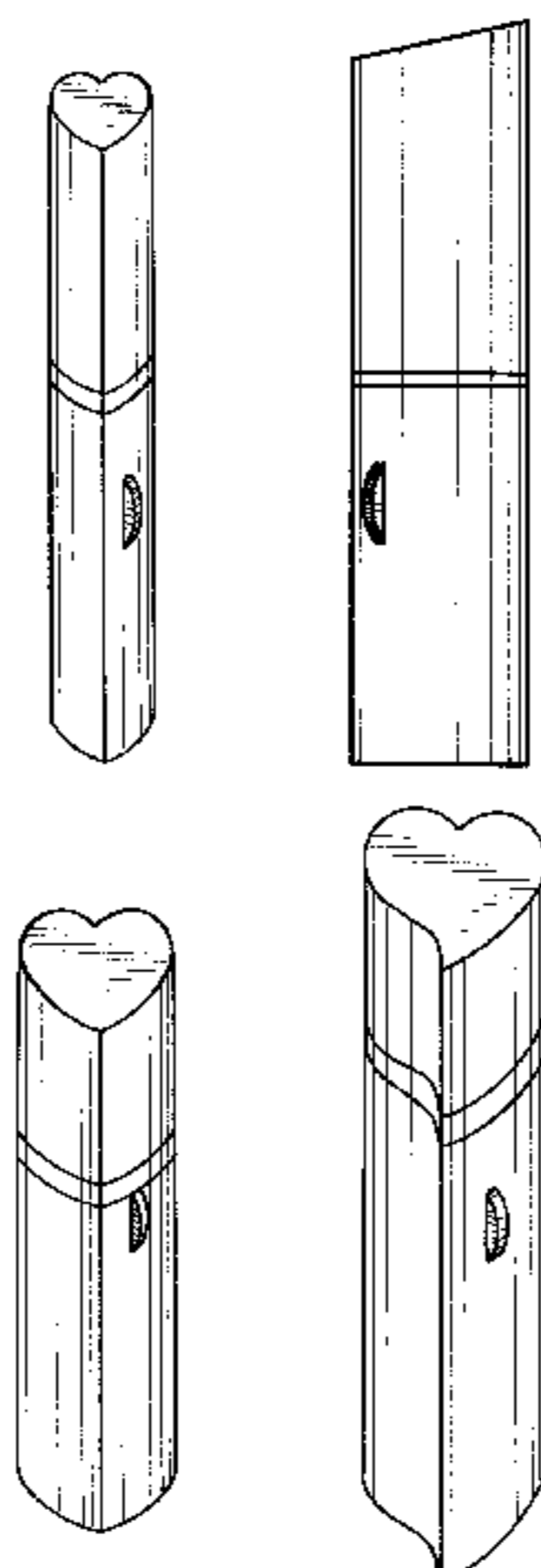
FIG. 33 is a bottom view of the foundation case of FIG. 31;

FIG. 34 is a left side view of the foundation case of FIG. 31;

FIG. 35 is a right side view of the foundation case of FIG. 31; and,

FIG. 36 is a rear view of the foundation case of FIG. 31.

**1 Claim, 6 Drawing Sheets**



# US D450,159 S

Page 2

---

U.S. PATENT DOCUMENTS			
D. 293,838	*	1/1988	Fo-Chun ..... D28/87
D. 332,326	*	1/1993	Chen ..... D28/87
2,048,010	*	7/1936	Kreisler ..... 401/61
2,159,872	*	5/1939	Younghusband ..... 401/78
2,333,813	*	11/1943	Nyden ..... 401/82
3,728,034	*	4/1973	Winter ..... 401/84
3,989,392	*	11/1976	Seidler ..... 401/66

\* cited by examiner

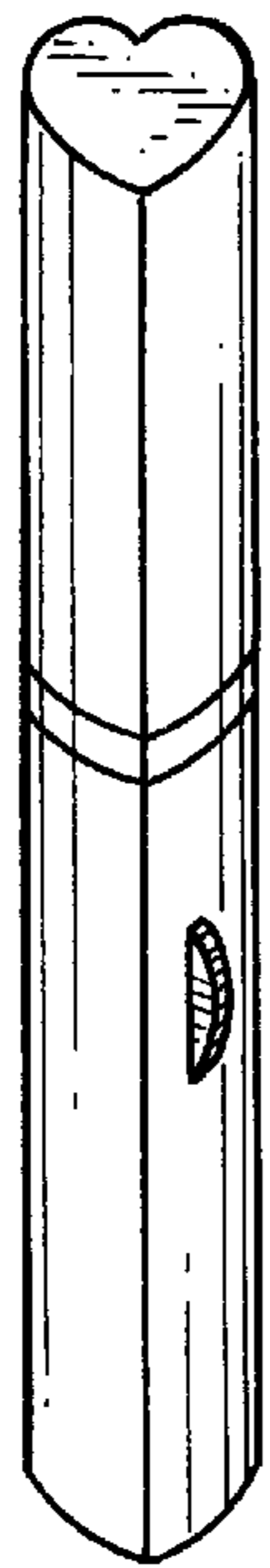


FIG. 1



FIG. 2



FIG. 3

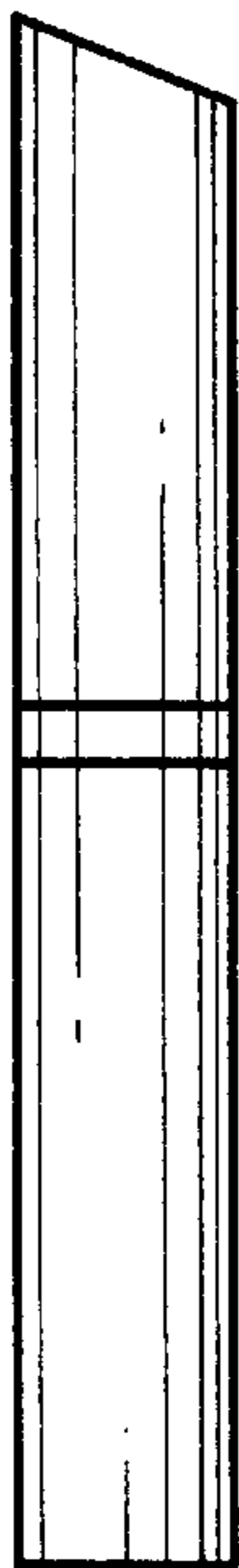


FIG. 4

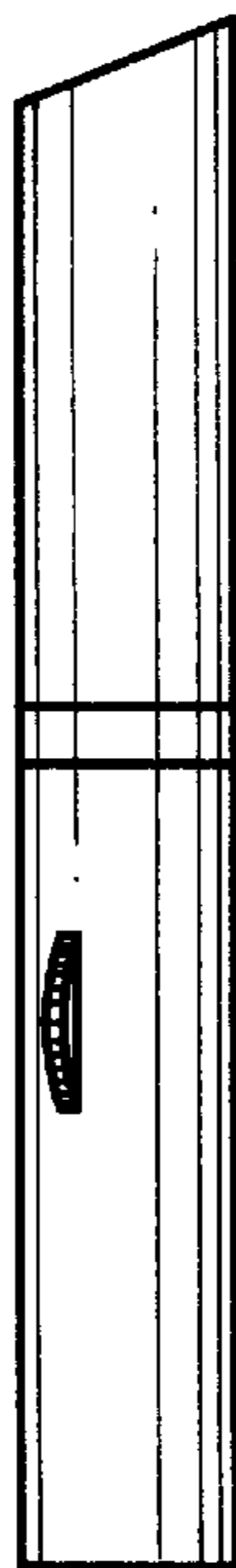


FIG. 5



FIG. 6

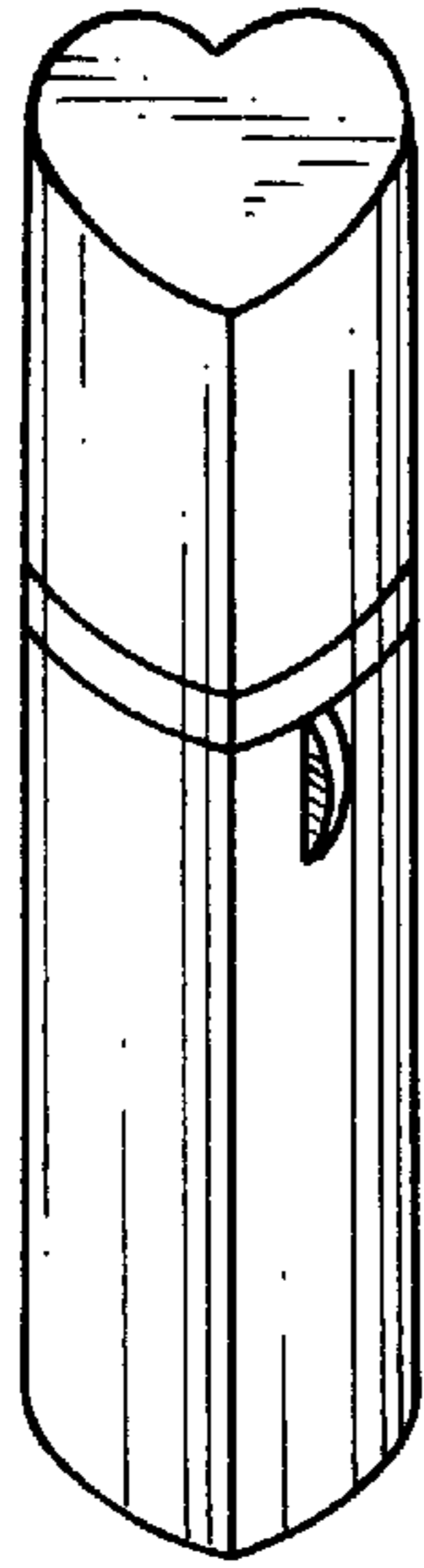


FIG. 7




FIG. 8



FIG. 9

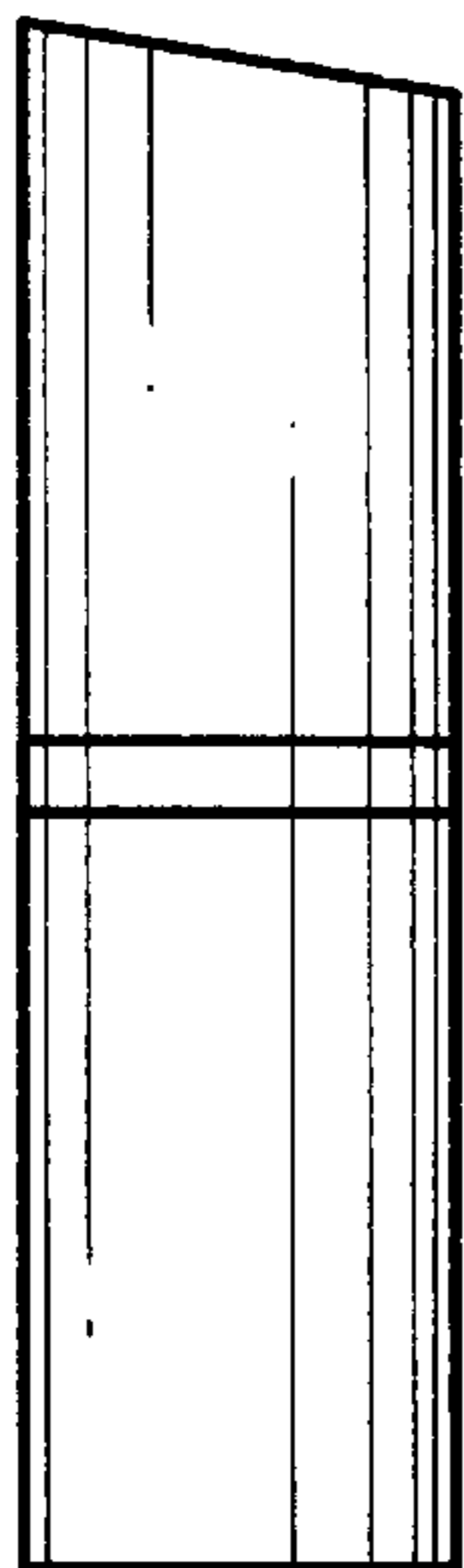


FIG. 10

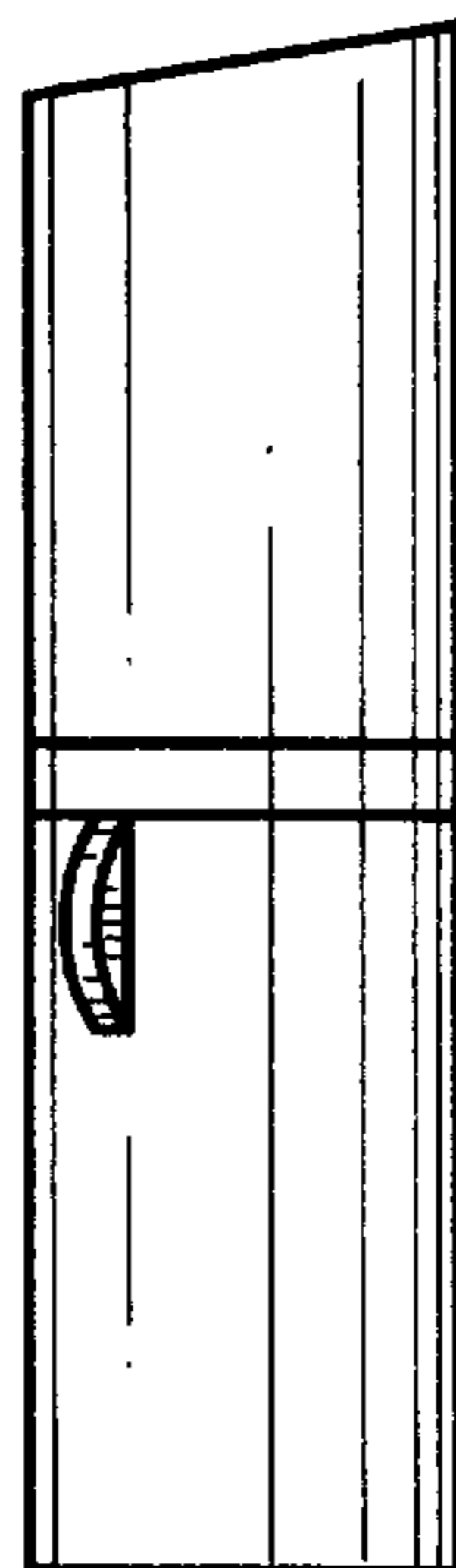


FIG. 11

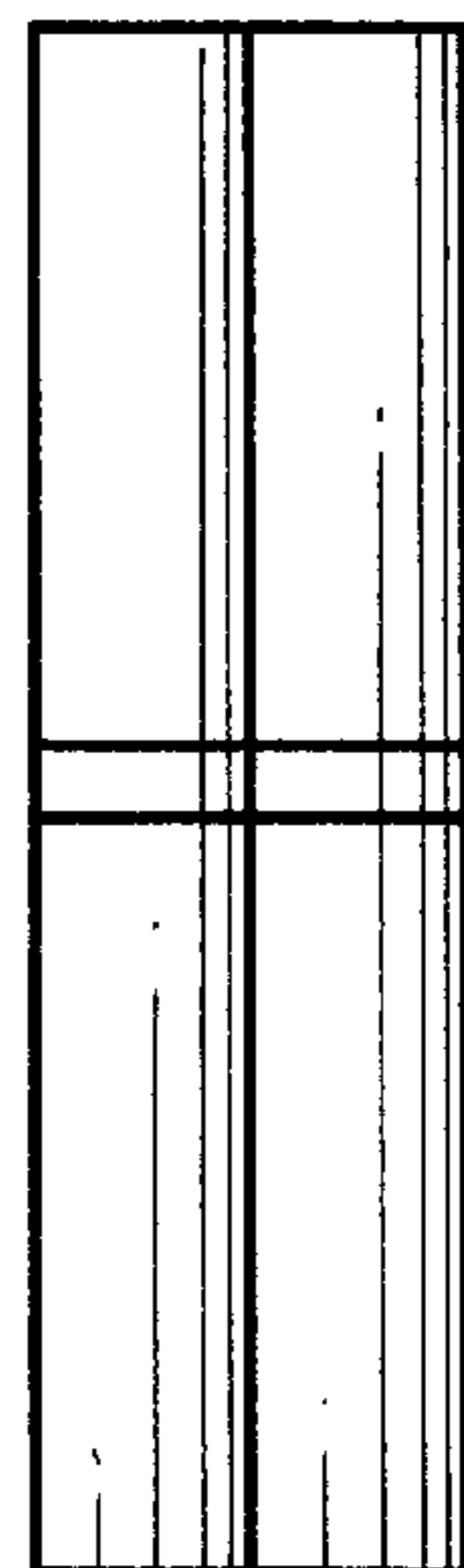


FIG. 12

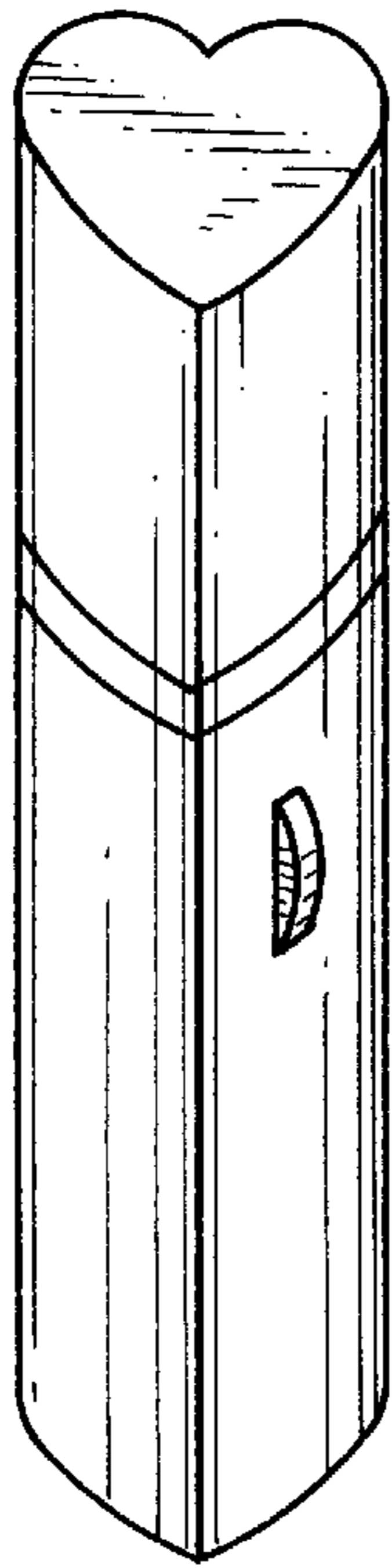


FIG. 13




FIG. 14

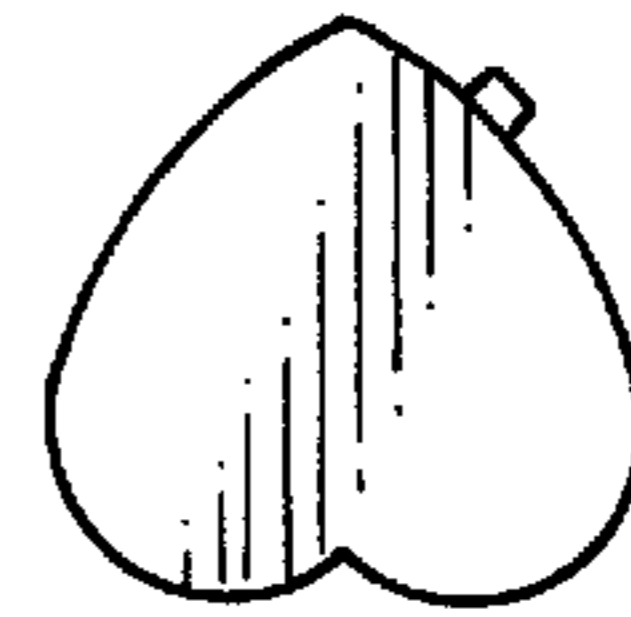


FIG. 15

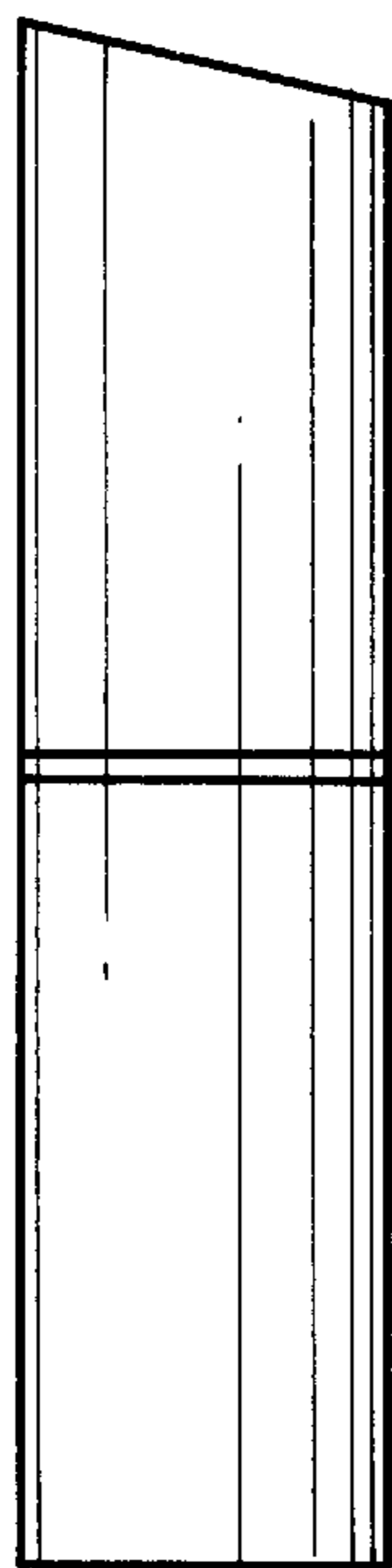


FIG. 16




FIG. 17

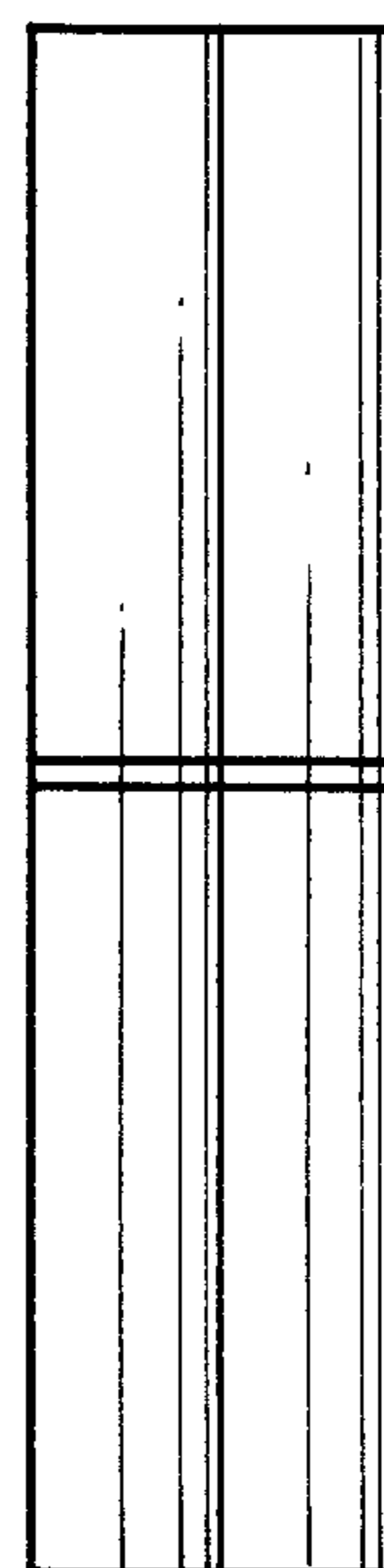


FIG. 18



FIG. 19



FIG. 20



FIG. 21




FIG. 22



FIG. 23



FIG. 24

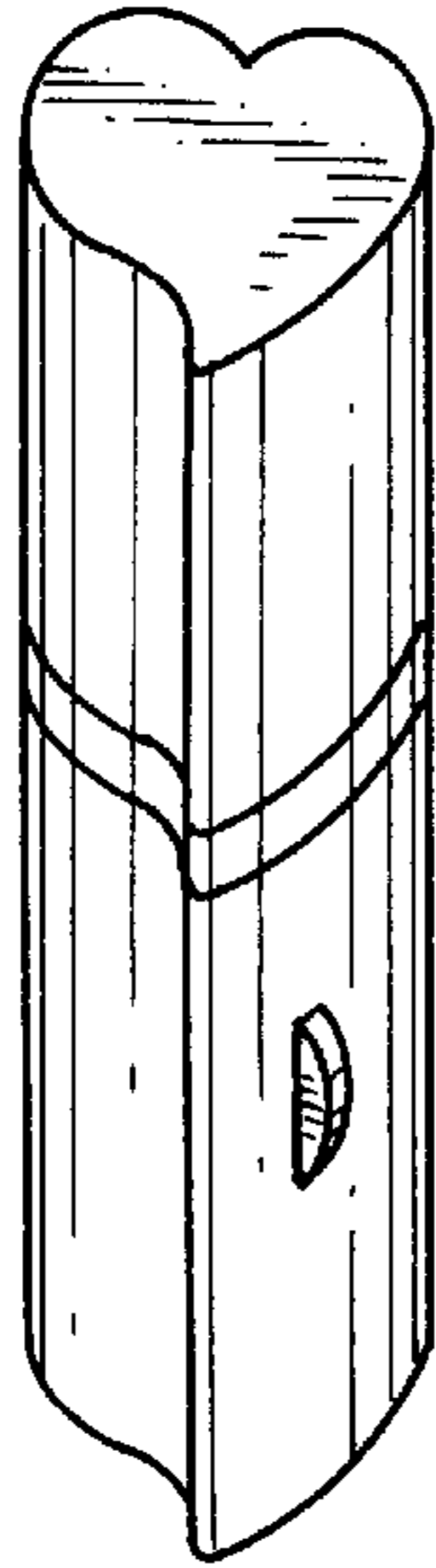


FIG. 25




FIG. 26



FIG. 27

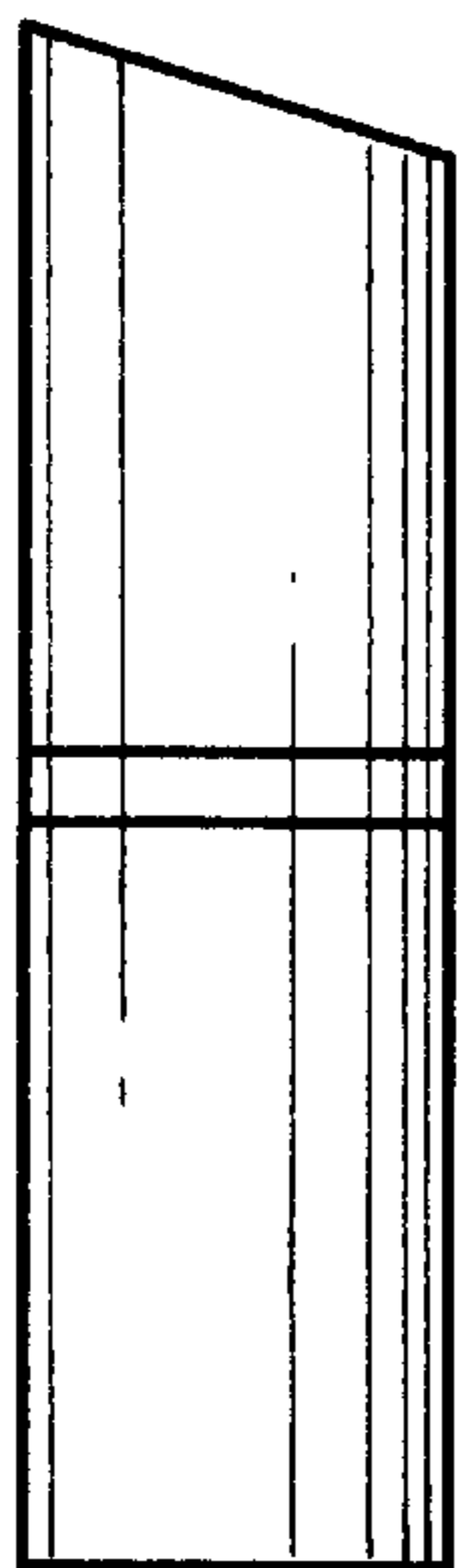


FIG. 28

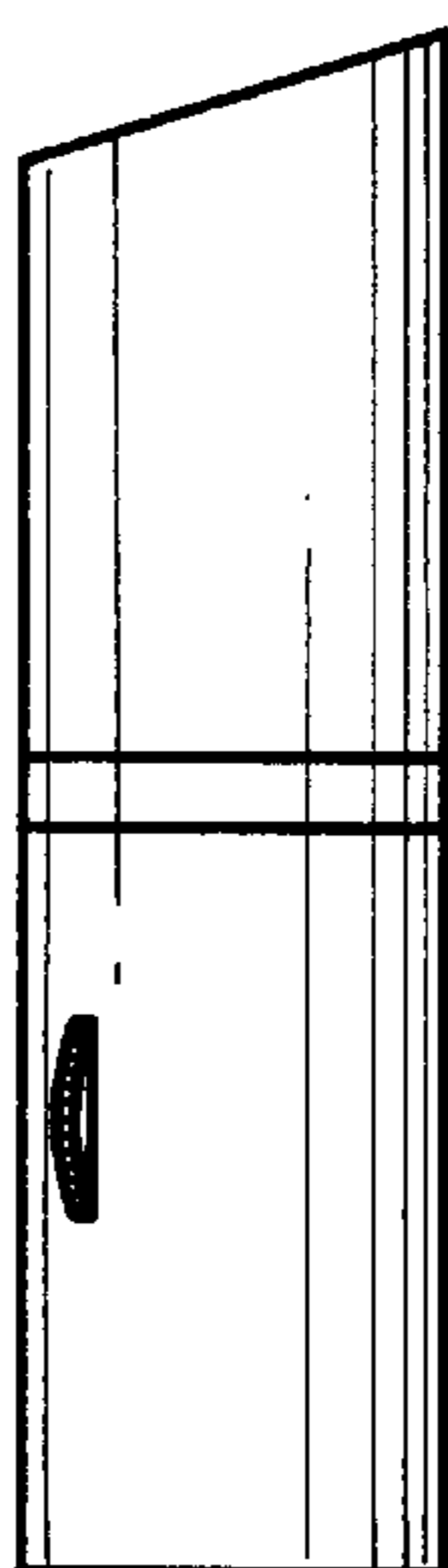


FIG. 29

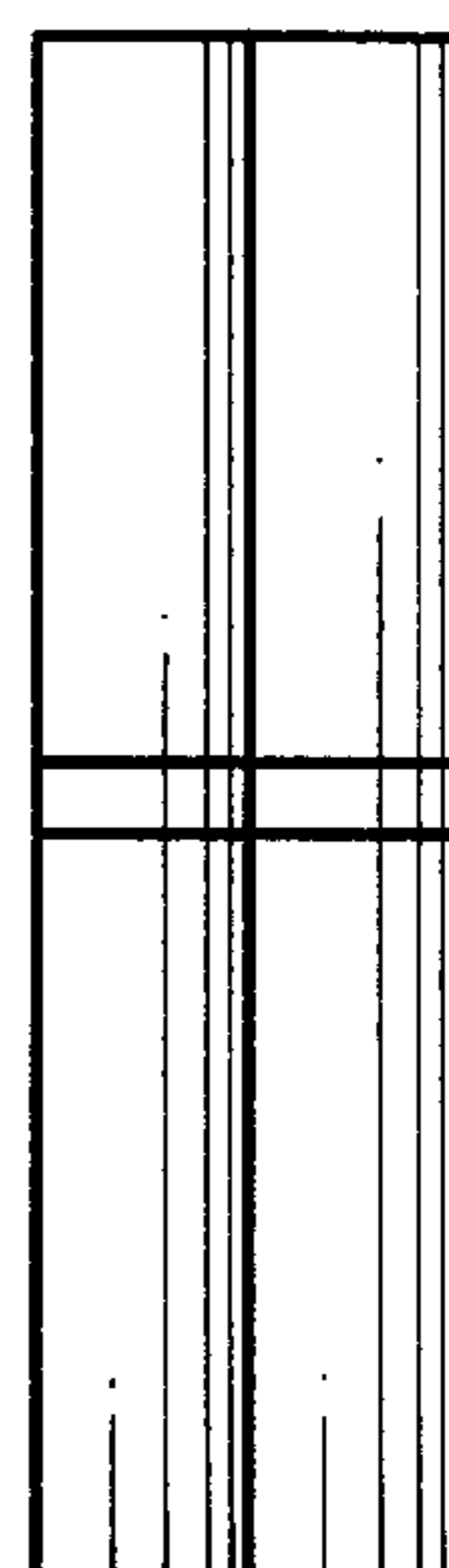


FIG. 30



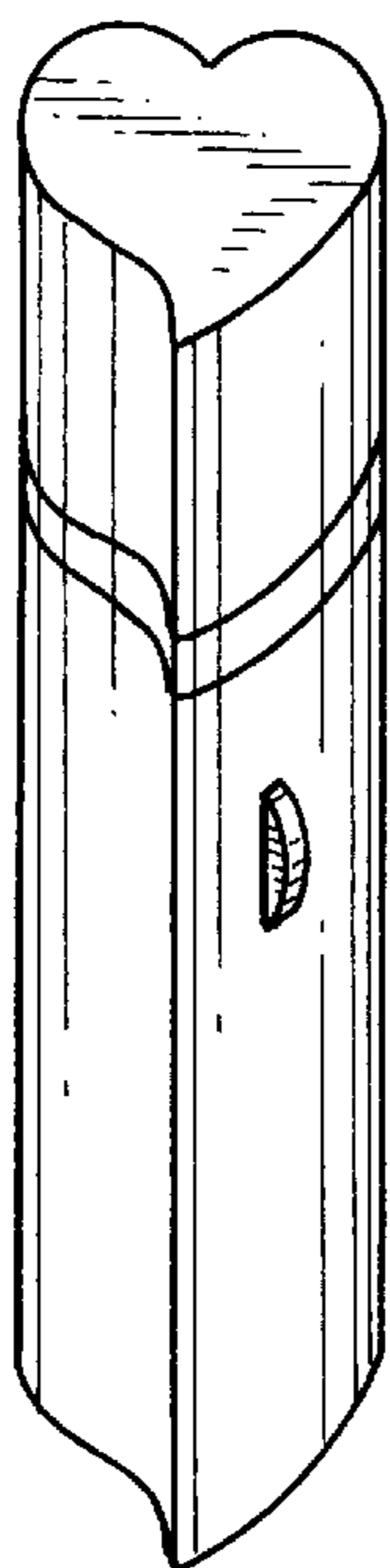


FIG. 31




FIG. 32

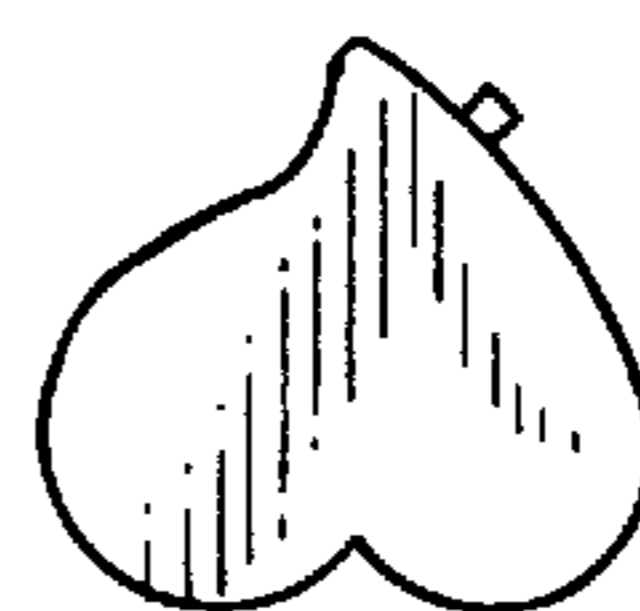


FIG. 33

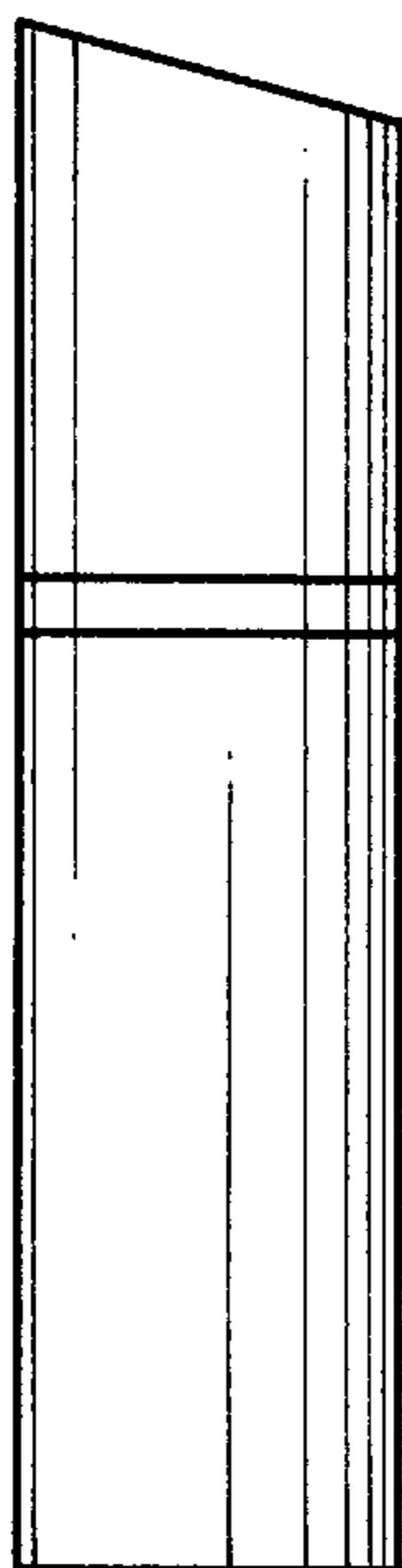


FIG. 34




FIG. 35

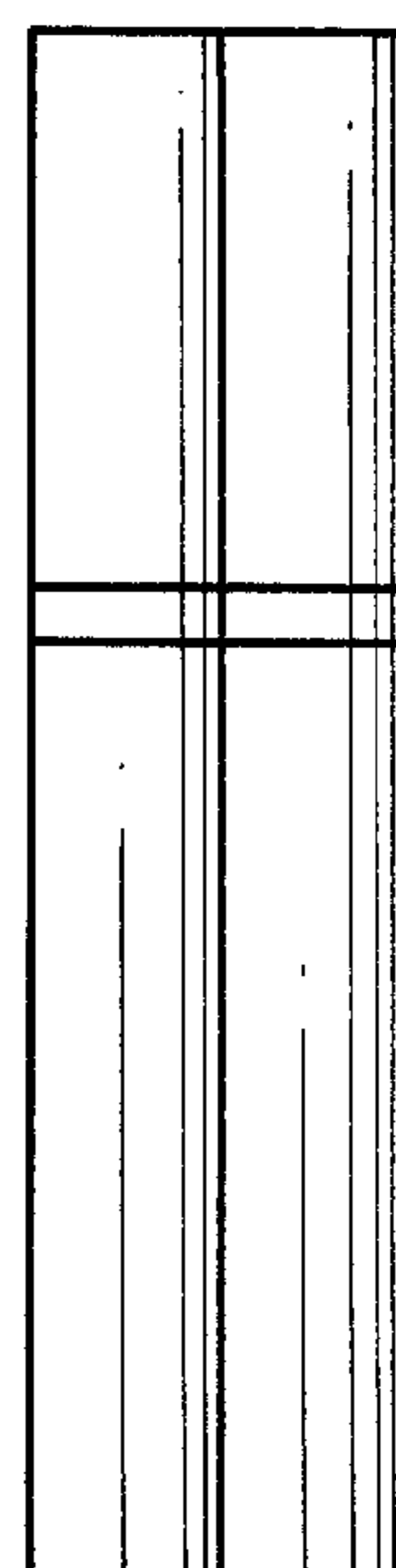


FIG. 36