



US00D450153B1

(12) **United States Design Patent**
Knieriemen

(10) **Patent No.:** **US D450,153 S**

(45) **Date of Patent:** **** Nov. 6, 2001**

(54) **APPLICATOR**

(75) Inventor: **Paul Knieriemen**, New York, NY (US)

(73) Assignee: **Pfizer Inc.**, NY, NY (US)

(**) Term: **14 Years**

(21) Appl. No.: **29/137,849**

(22) Filed: **Feb. 28, 2001**

Related U.S. Application Data

(63) Continuation of application No. 29/127,061, filed on Jul. 28, 2000, now abandoned.

(51) **LOC (7) Cl.** **28-02**

(52) **U.S. Cl.** **D28/7**

(58) **Field of Search** D28/7, 10; 132/320, 132/74.5; D9/302, 338, 513; D19/43; D24/119, 108, 107; D4/114; 401/173, 207, 266, 261, 262; 206/210; 601/134, 135, 136, 139

(56) **References Cited**

U.S. PATENT DOCUMENTS

- D. 188,397 7/1960 Hulsh .
- D. 290,526 6/1987 Vallis .
- D. 307,191 4/1990 Blutenthal .
- D. 377,978 * 2/1997 Haber et al. D24/119
- D. 403,076 12/1998 York .
- D. 428,142 7/2000 Stromblad .
- D. 430,703 9/2000 Leslie et al. .

- D. 432,714 10/2000 Leslie et al. .
- 744,718 11/1903 Cassidy .
- 1,595,327 8/1926 VanSant .
- 1,947,042 2/1934 Glennan .
- 4,846,159 7/1989 Anzai et al. .
- 5,131,384 7/1992 Obagi .
- 5,871,020 2/1999 DeVone .

* cited by examiner

Primary Examiner—Paula A. Mortimer

(74) *Attorney, Agent, or Firm*—Evan J. Federman

(57) **CLAIM**

A design for an applicator, shown and described.

DESCRIPTION

FIG. 1 is front elevational view of an applicator showing my new design, the rear elevational view being identical; FIG. 2 is a right side elevational view thereof, the left side elevational view being identical; FIG. 3 is a top plan view thereof; FIG. 4 is a bottom plan view thereof; FIG. 5 is a front elevational view of the applicator showing my new design with the closure cap removed, the rear elevational view being identical; FIG. 6 is a top plan view thereof; FIG. 7 is a right side elevational view thereof; the left side elevational view being identical; and, FIG. 8 is a bottom plan view of the closure cap shown in FIGS. 1-4.

1 Claim, 4 Drawing Sheets

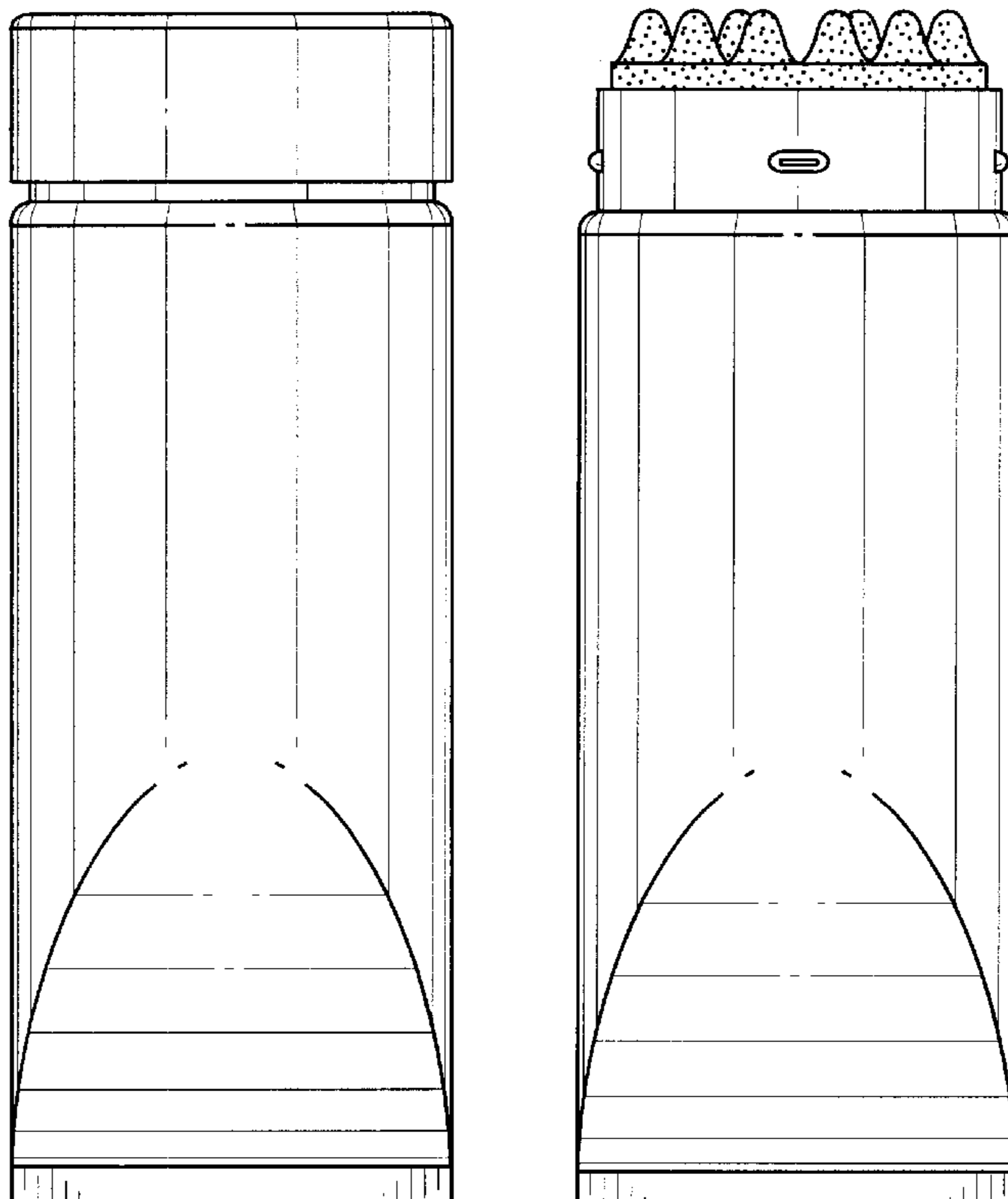


FIG. 1

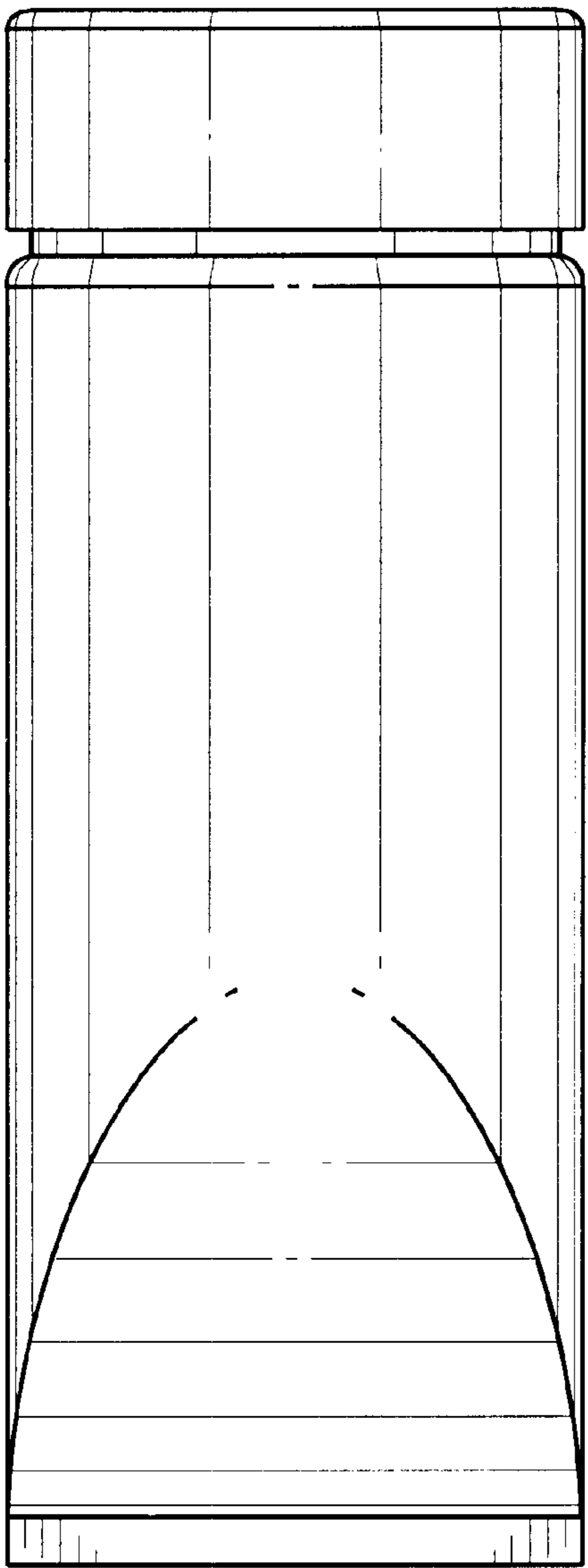


FIG. 2




FIG. 3

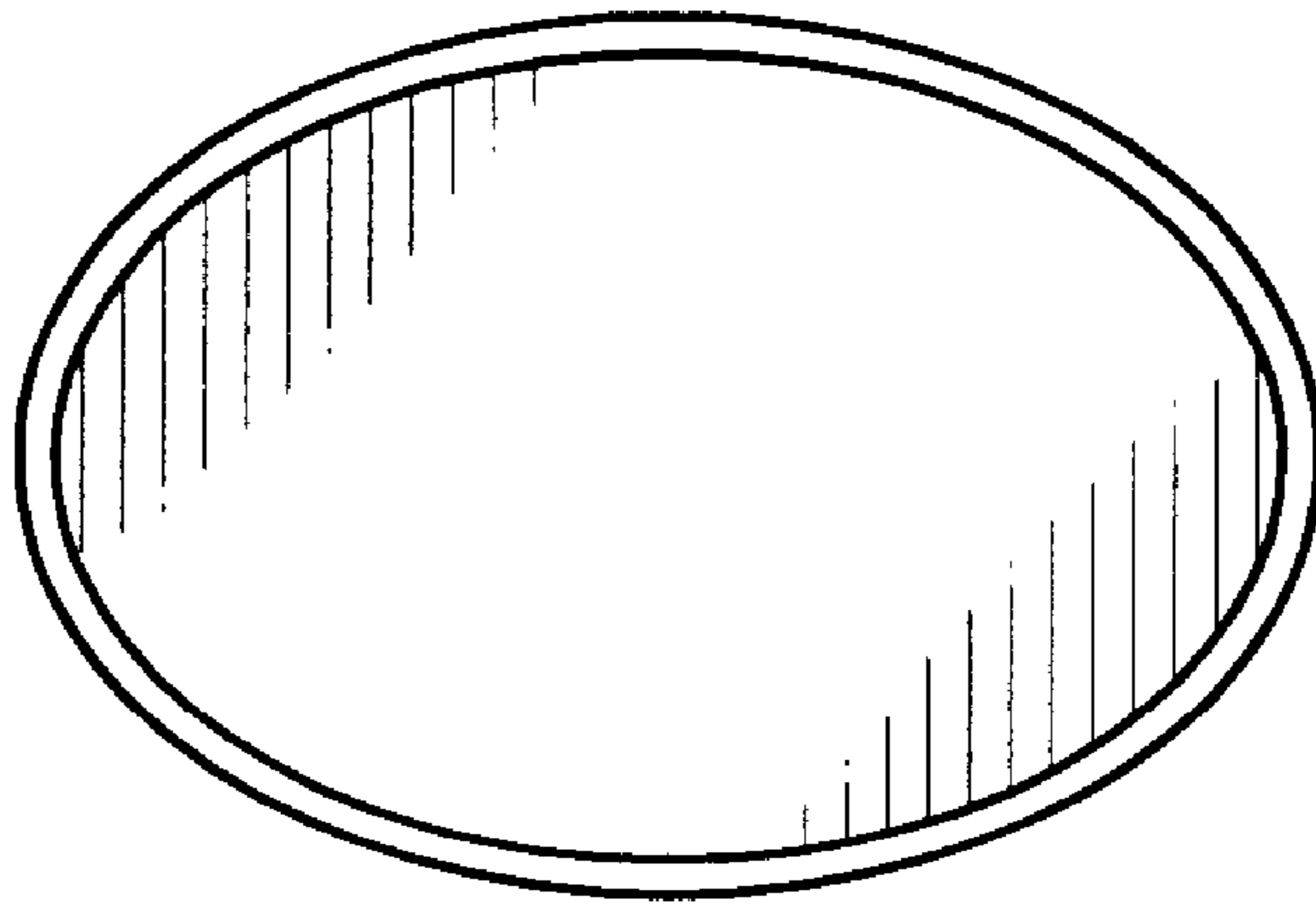


FIG. 4

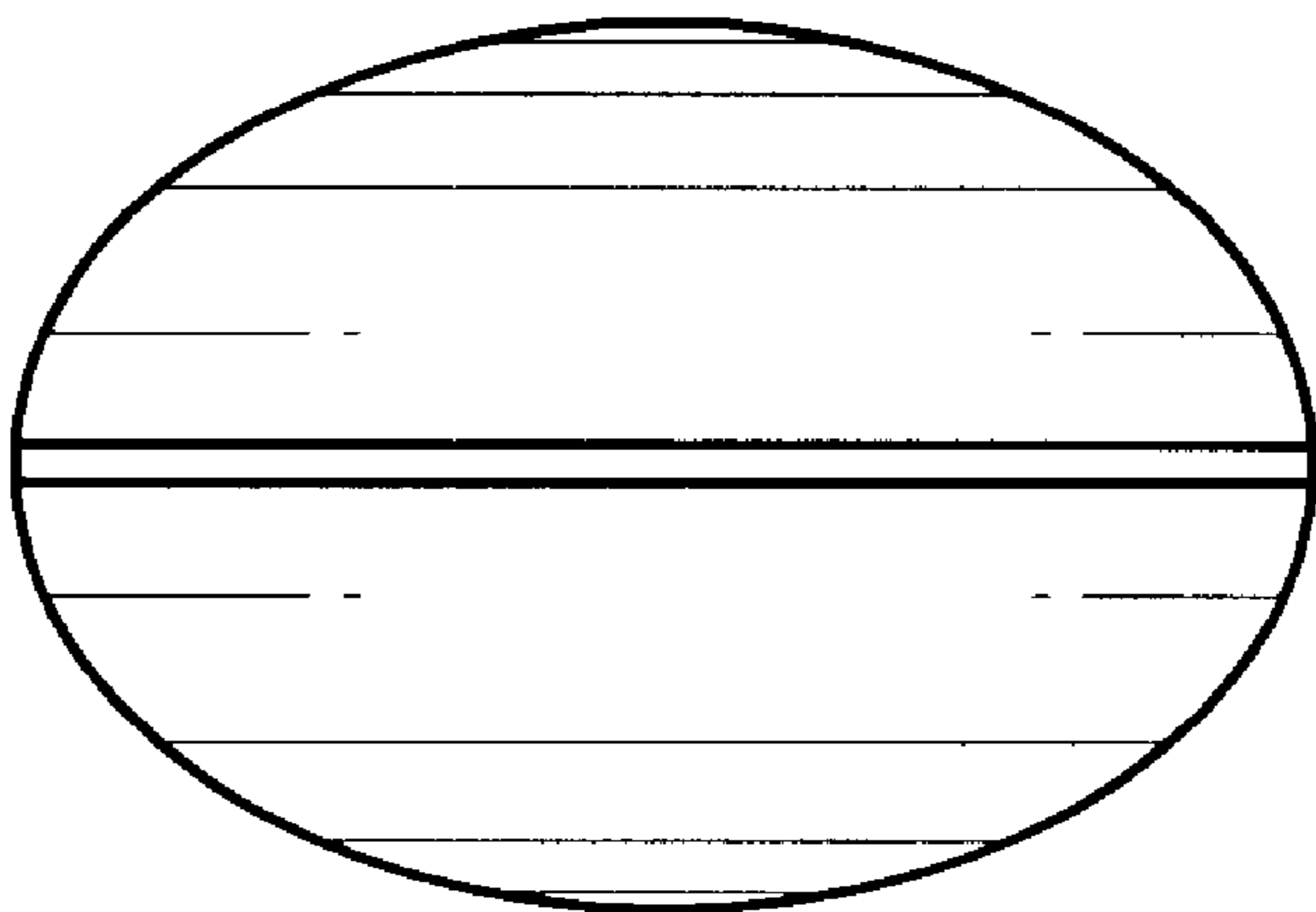


FIG. 5

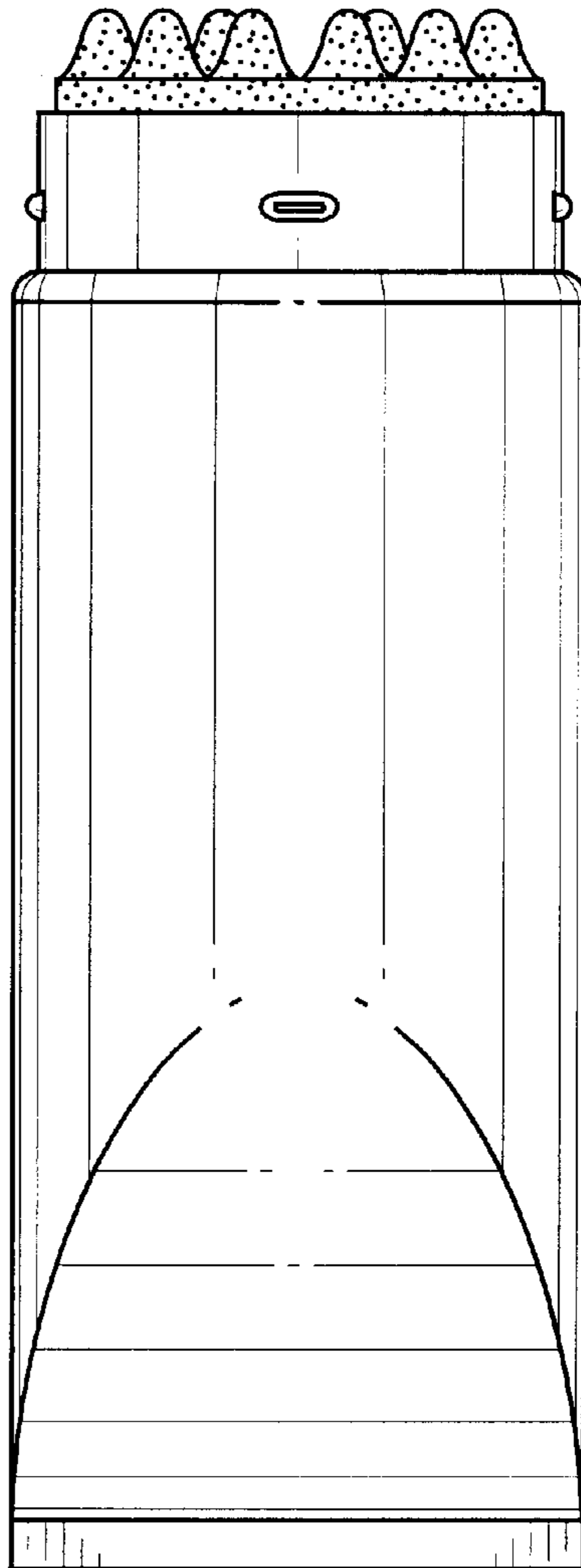


FIG. 6

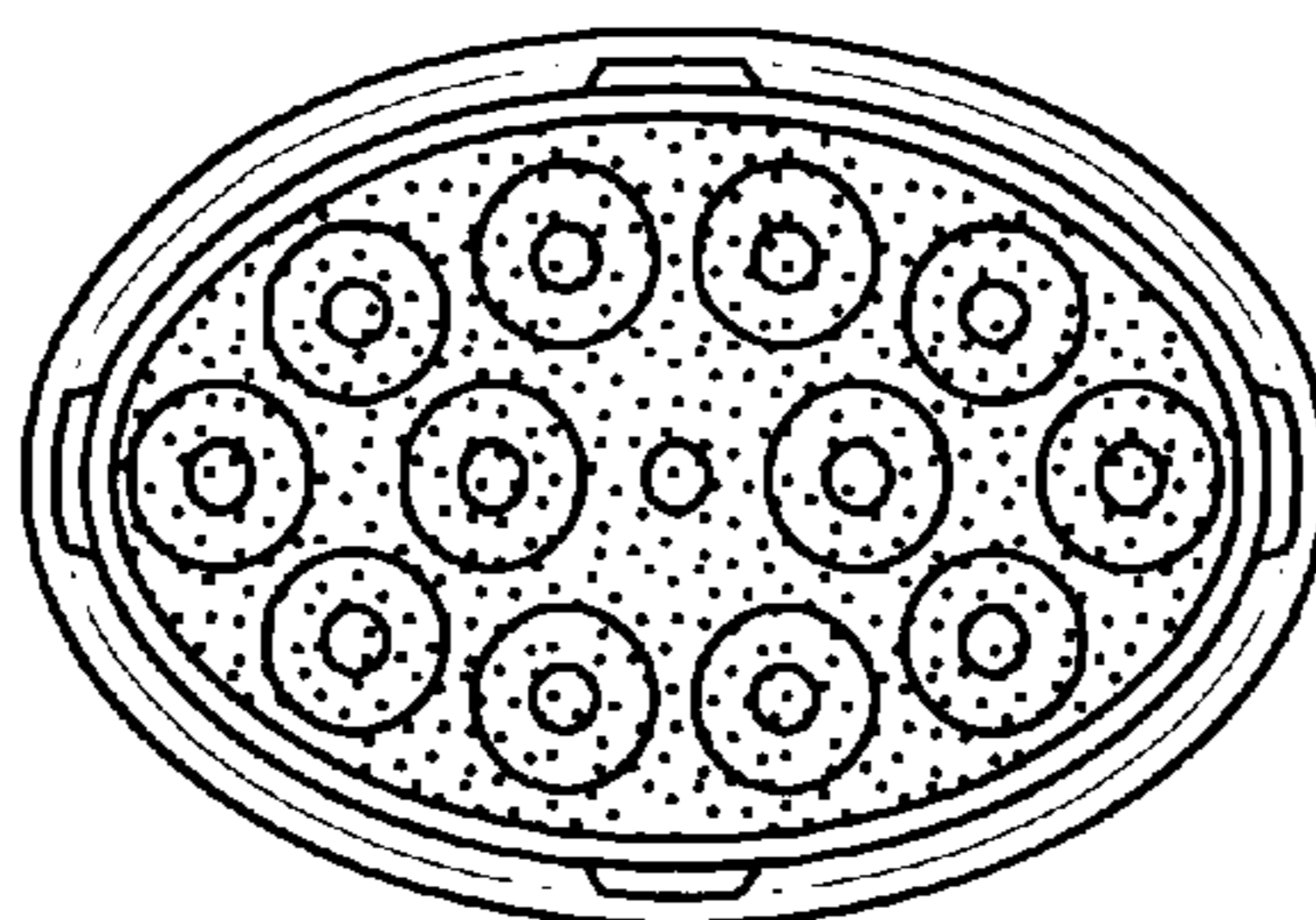


FIG. 7




FIG. 8

