



US00D450143B1

(12) **United States Design Patent**
Lam

(10) **Patent No.:** **US D450,143 S**

(45) **Date of Patent:** **** Nov. 6, 2001**

(54) **COMBINED SOLAR POWERED LANTERN AND RADIO**

(75) Inventor: **Yuen-Ming Lam**, Chaiwan (HK)

(73) Assignee: **Ever Step Development Limited**,
Hong Kong (HK)

(**) Term: **14 Years**

(21) Appl. No.: **29/133,910**

(22) Filed: **Dec. 14, 2000**

(51) **LOC (7) Cl.** **26-06**

(52) **U.S. Cl.** **D26/38**

(58) **Field of Search** D26/37-50; 362/157-183

(56) **References Cited**

U.S. PATENT DOCUMENTS

D. 378,142	*	2/1997	Lam	D26/42
D. 443,372	*	6/2001	Yuen	D28/42
4,481,562	*	11/1984	Hickson	362/183
4,977,488	*	12/1990	Spotts et al.	362/183
5,211,470	*	5/1993	Frost et al.	362/183

* cited by examiner

Primary Examiner—Susan J. Lucas

(74) *Attorney, Agent, or Firm*—Burns, Doane, Swecker & Mathis, L.L.P.


(57) **CLAIM**

The ornamental design for a combined solar powered lantern and radio, as shown and described.

DESCRIPTION

FIG. 1 is a front view of a “combined solar powered lantern and radio”, incorporating my new design, the rear view being a mirror image thereof;
 FIG. 2 is a rear view thereof;
 FIG. 3 is a left side view thereof;
 FIG. 4 is a right view thereof;
 FIG. 5 is a top plan view thereof;
 FIG. 6 is a bottom view thereof;
 FIG. 7 is a front perspective view thereof from top and right;
 FIG. 8 is a rear perspective view thereof from top and left in a first alternative configuration;
 FIG. 9 is a rear perspective view thereof from top and left in a second alternative configuration;
 FIG. 10 is a left side view thereof in a first alternative configuration;
 FIG. 11 is a left side view thereof in a second alternative configuration;
 FIG. 12 is a left side view thereof in a third alternative configuration;
 FIG. 13 is a left side view thereof in a fourth alternative configuration; and,
 FIG. 14 is a left side view thereof in a fifth alternative configuration.

1 Claim, 14 Drawing Sheets



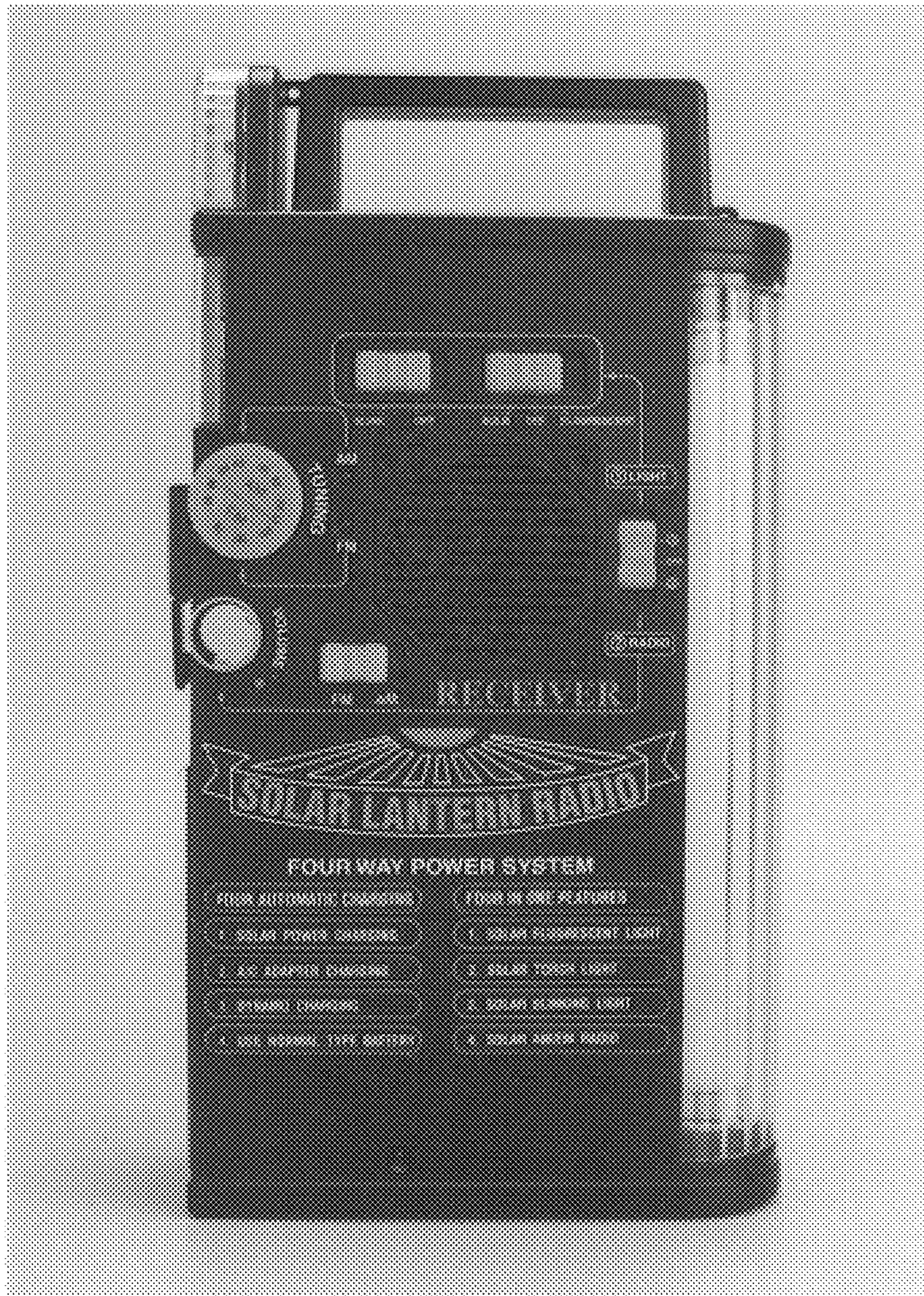


FIGURE 1




FIGURE 2




FIGURE 3




FIGURE 4




FIGURE 5




FIGURE 6




FIGURE 7




FIGURE 8



FIGURE 9




FIGURE 10




FIGURE 11




FIGURE 12




FIGURE 13




FIGURE 14