



US00D450130B1

(12) **United States Design Patent**
Goldstein

(10) **Patent No.:** **US D450,130 S**

(45) **Date of Patent:** **** Nov. 6, 2001**

(54) **MEDICAL TRAY**

(76) **Inventor:** **Lee M. Goldstein**, 6002 Daven Oaks
Dr., Dallas, TX (US) 75248

(**) **Term:** **14 Years**

(21) **Appl. No.:** **29/134,468**

(22) **Filed:** **Dec. 20, 2000**

(51) **LOC (7) Cl.** **24-01**

(52) **U.S. Cl.** **D24/227**

(58) **Field of Search** D24/227, 229;
206/557, 558, 562, 563, 564, 565, 363;
248/311.2; D7/701, 549, 550.1, 553.1, 553.2,
553.3, 553.4, 553.5

(56) **References Cited**

U.S. PATENT DOCUMENTS

- D. 237,317 * 10/1975 Nowakowski D24/229
- D. 268,130 * 3/1983 Easton D24/230
- D. 320,909 * 10/1991 Szablak et al. D7/701

- D. 343,687 * 1/1994 Houghton et al. D24/229
- D. 351,661 * 10/1994 Fischer D24/230
- 2,766,919 * 10/1956 Randall 206/562 X
- 5,195,538 * 3/1993 Eldridge, Jr. et al. 128/849
- 5,339,955 * 8/1994 Horan et al. 206/370

* cited by examiner

Primary Examiner—Stella Reid

(74) *Attorney, Agent, or Firm*—Hughes & Luce, LLP;
Christopher T. Bovenkamp

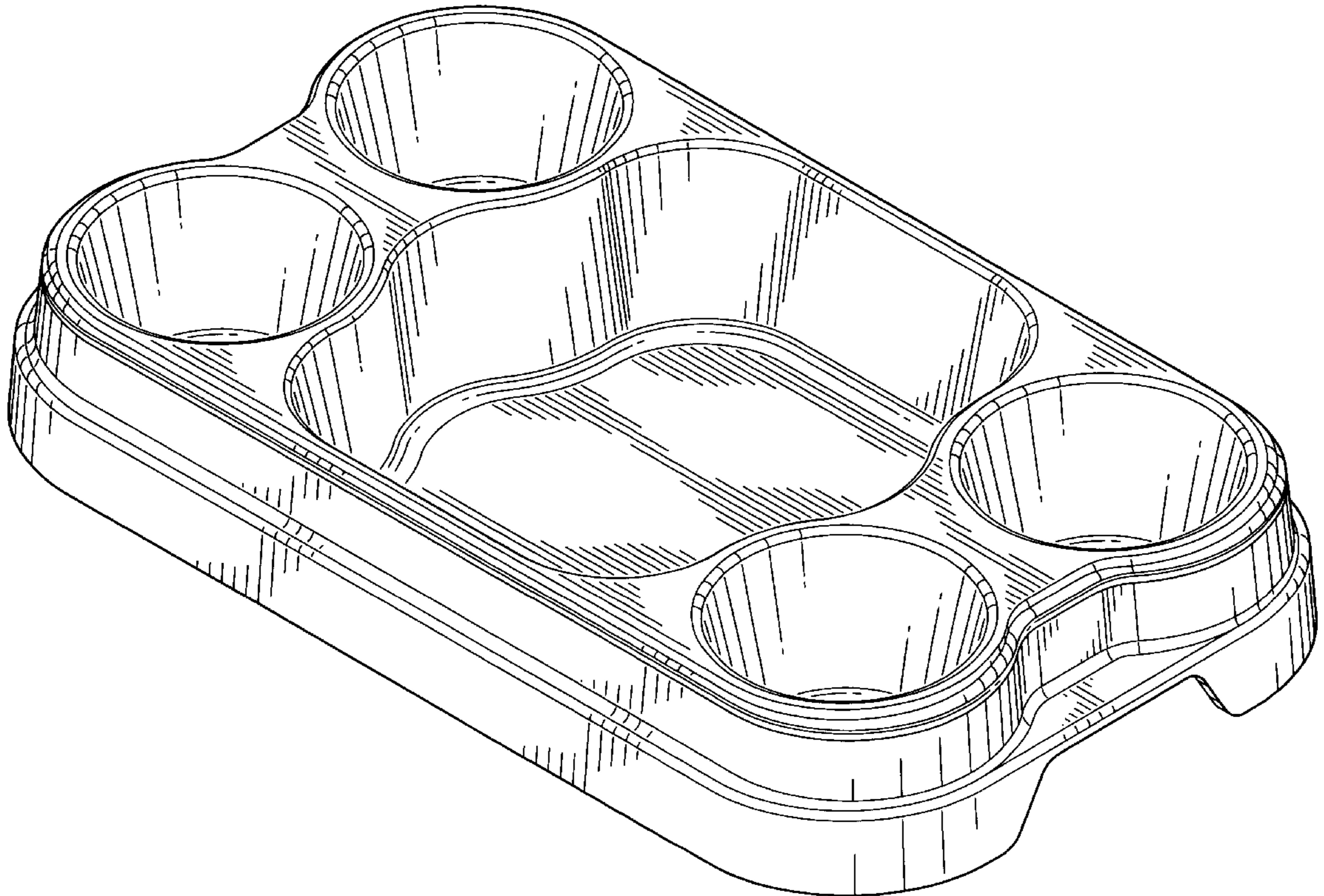
(57) **CLAIM**

The ornamental design for a medical tray, as shown and described.

DESCRIPTION

FIG. 1 is a perspective view of the medical tray;
FIG. 2 is a front view of the medical tray;
FIG. 3 is a side view of the left panel of the medical tray;
and,
FIG. 4 is a top view of the medical tray.

1 Claim, 2 Drawing Sheets



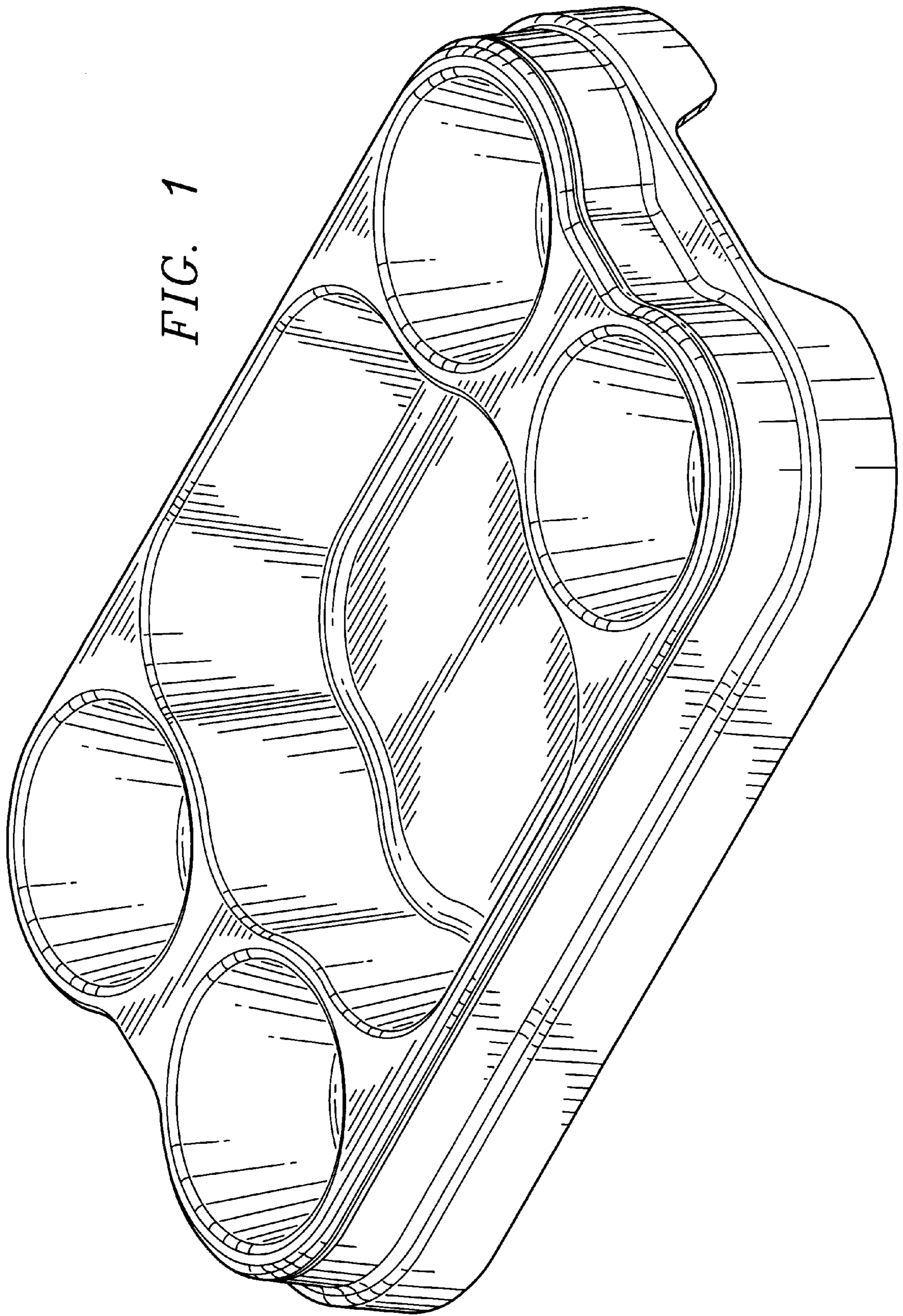


FIG. 1

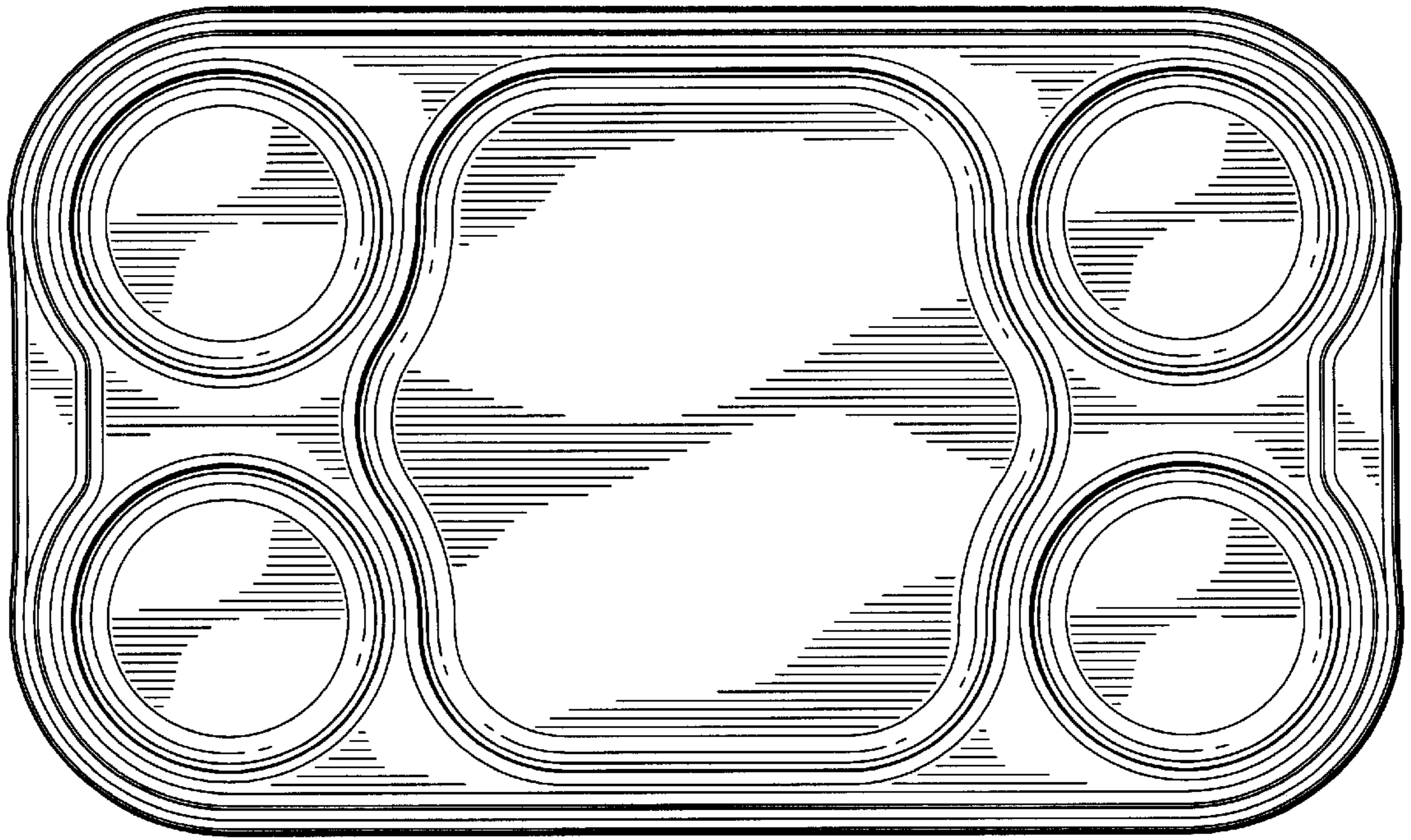


FIG. 2




FIG. 3

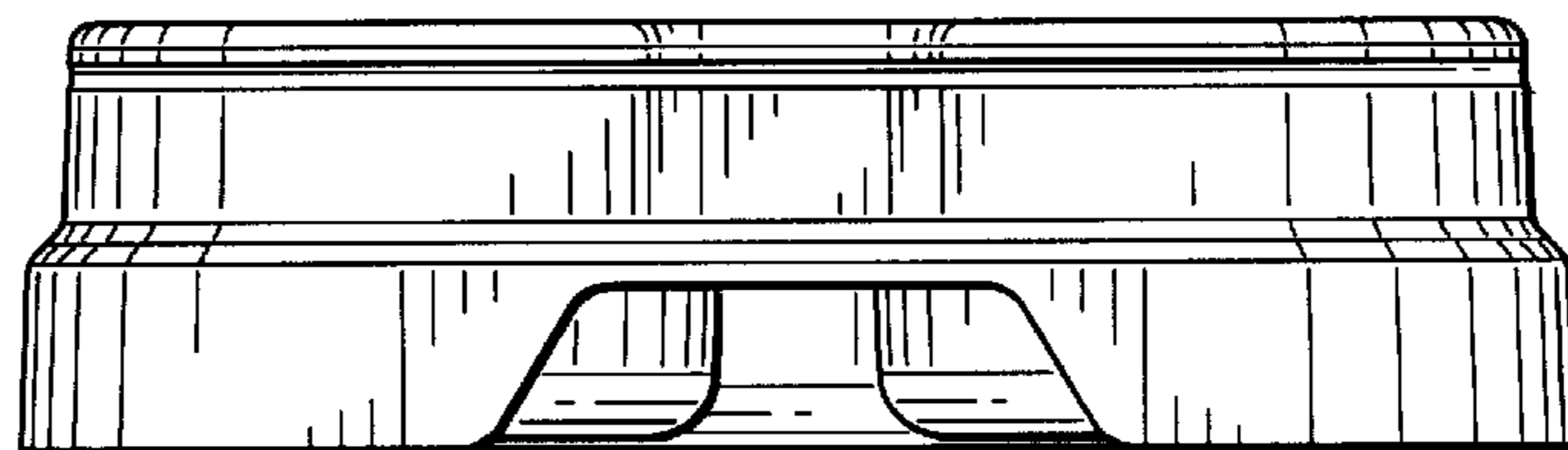


FIG. 4