



US00D450093B1

(12) **United States Design Patent**  
**Elliott et al.**

(10) **Patent No.:** **US D450,093 S**

(45) **Date of Patent:** **\*\* Nov. 6, 2001**

(54) **FOLDABLE GAME BOARD WITH FASTENER FOR BACKGAMMON**

(75) Inventors: **Freda Elliott**, West Long Branch, NJ (US); **Wendy Ko**, Ontario, CA (US)

(73) Assignee: **Sleep Innovations Inc.**, West Long Branch, NJ (US)

(\*\*) Term: **14 Years**

(21) Appl. No.: **29/136,884**

(22) Filed: **Feb. 8, 2001**

(51) **LOC (7) Cl.** ..... **21-01**

(52) **U.S. Cl.** ..... **D21/335; D21/342; D21/368**

(58) **Field of Search** ..... D21/334, 335, D21/342, 345, 346, 348, 349, 363, 365, 366, 368; 273/236, 248, 260, 261, 281, 282.1, 282.2, 285, 288, 291

(56) **References Cited**

**U.S. PATENT DOCUMENTS**

D. 226,102	*	1/1973	Klevtsov	.....	D21/335
D. 261,535	*	10/1981	Tawil	.....	D21/335
D. 267,499	*	1/1983	Cooper	.....	D21/335
D. 301,346		5/1989	Sjostrand et al.	.	
D. 354,920		1/1995	Moradinia	.	
3,458,216	*	7/1969	Harrison	.....	273/285
4,261,576		4/1981	Friedenthal	.	
5,127,652		7/1992	Unger	.	
5,197,742		3/1993	Bendit	.	

5,281,185	1/1994	Lee .
5,388,838	2/1995	Bohrer .
5,577,730	11/1996	Vannozzi .
5,676,580	10/1997	Farrar .
5,732,947	3/1998	Noack .
5,833,512	11/1998	Nicola .
5,868,429	2/1999	Raymond et al. .

\* cited by examiner

*Primary Examiner*—Sandra L. Morris  
(74) *Attorney, Agent, or Firm*—Ezra Sutton

(57) **CLAIM**

The ornamental design for a foldable game board with fastener for backgammon, as shown and described.

**DESCRIPTION**

FIG. 1 is a perspective view showing the foldable game board with fastener for backgammon in a folded configuration embodying my new design;

FIG. 2 is a perspective view showing the foldable game board with fastener for backgammon in an open configuration embodying my new design;

FIG. 3 is a front view of the open configuration thereof;

FIG. 4 is a back view of the open configuration thereof;

FIG. 5 is a right side view of the open configuration thereof;

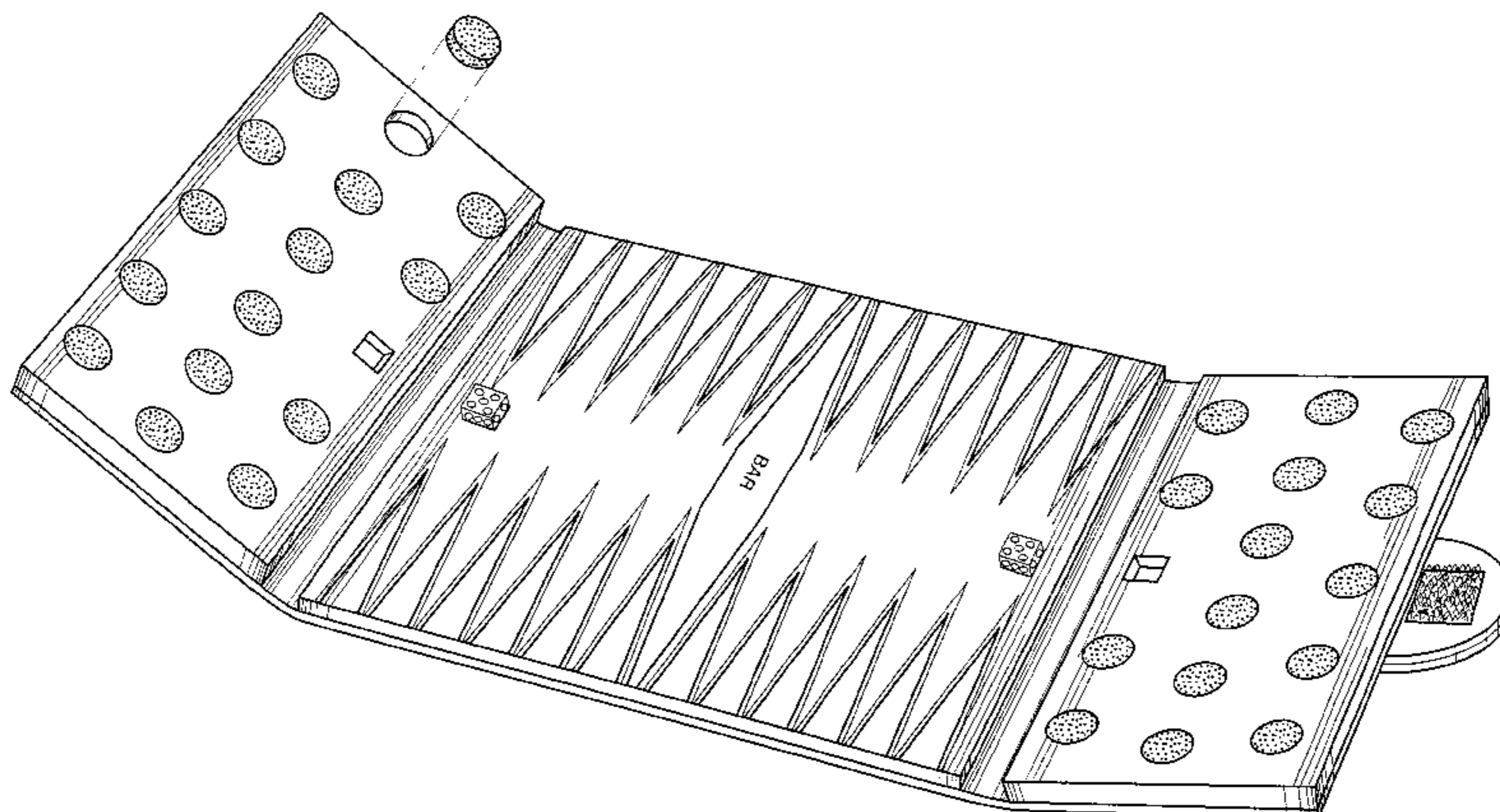
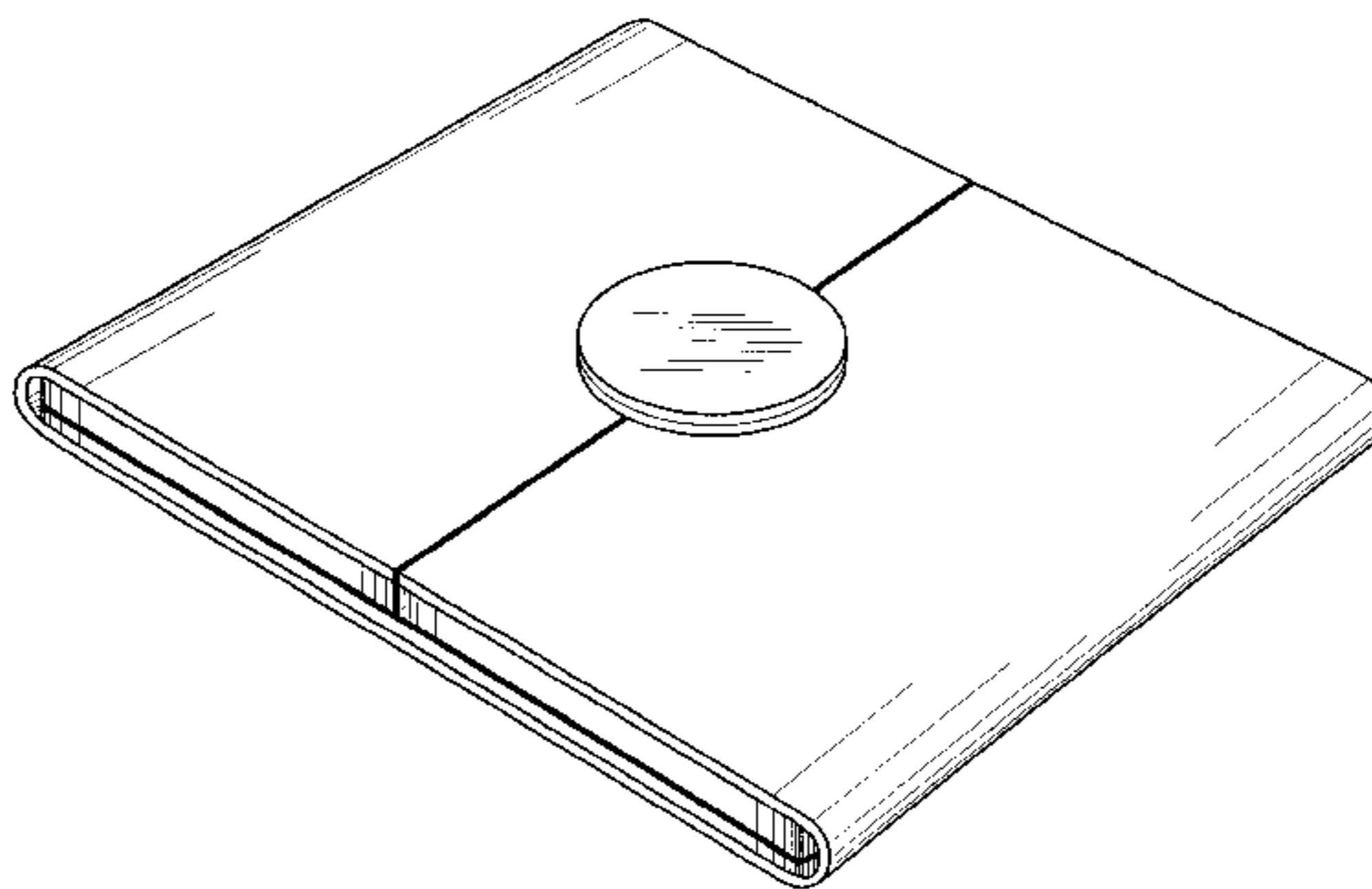
FIG. 6 is a left side view of the open configuration thereof;

FIG. 7 is a front end view of the open configuration thereof;

and,

FIG. 8 is a rear end view of the open configuration thereof.

**1 Claim, 5 Drawing Sheets**



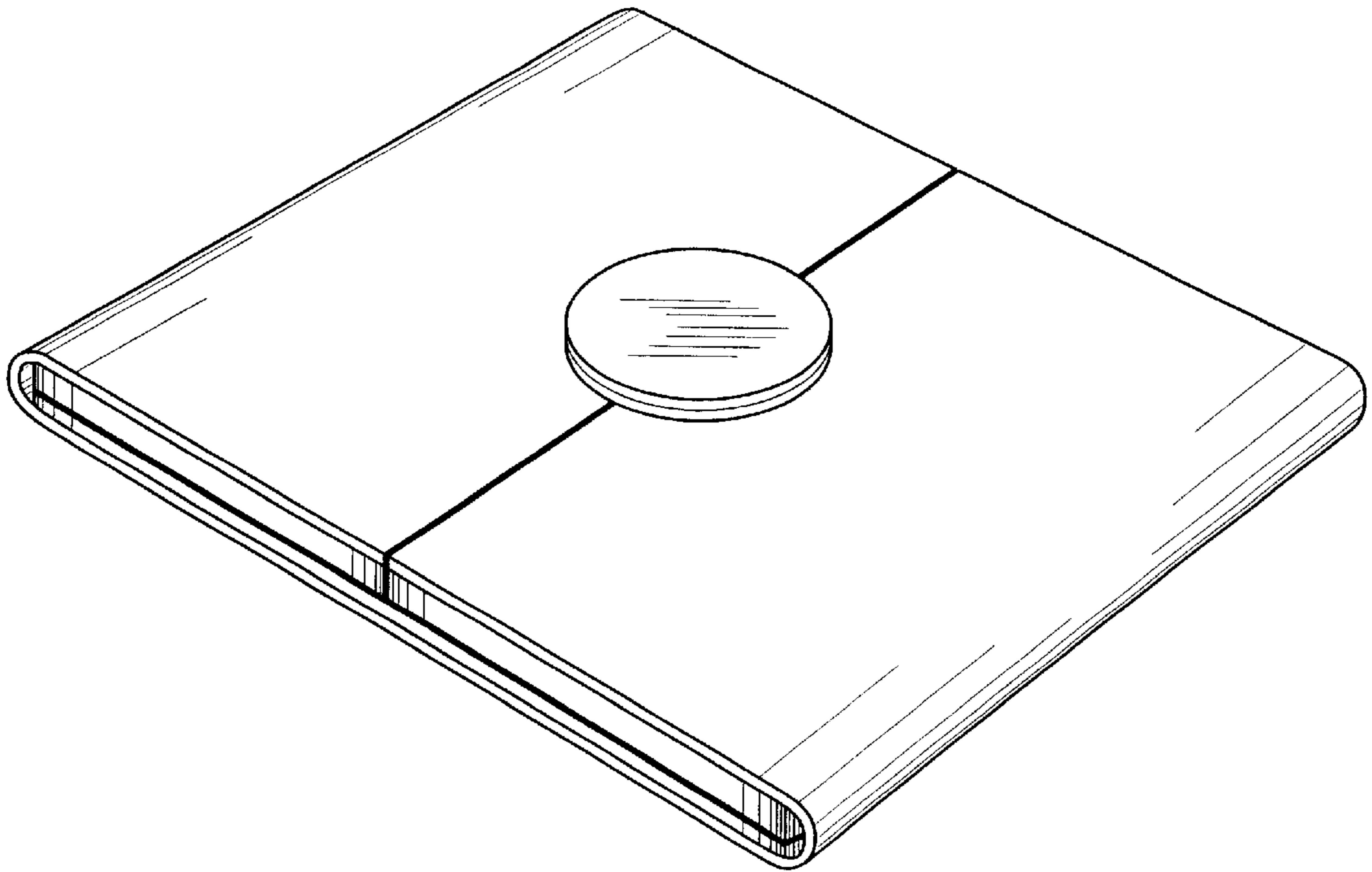


FIG. 1

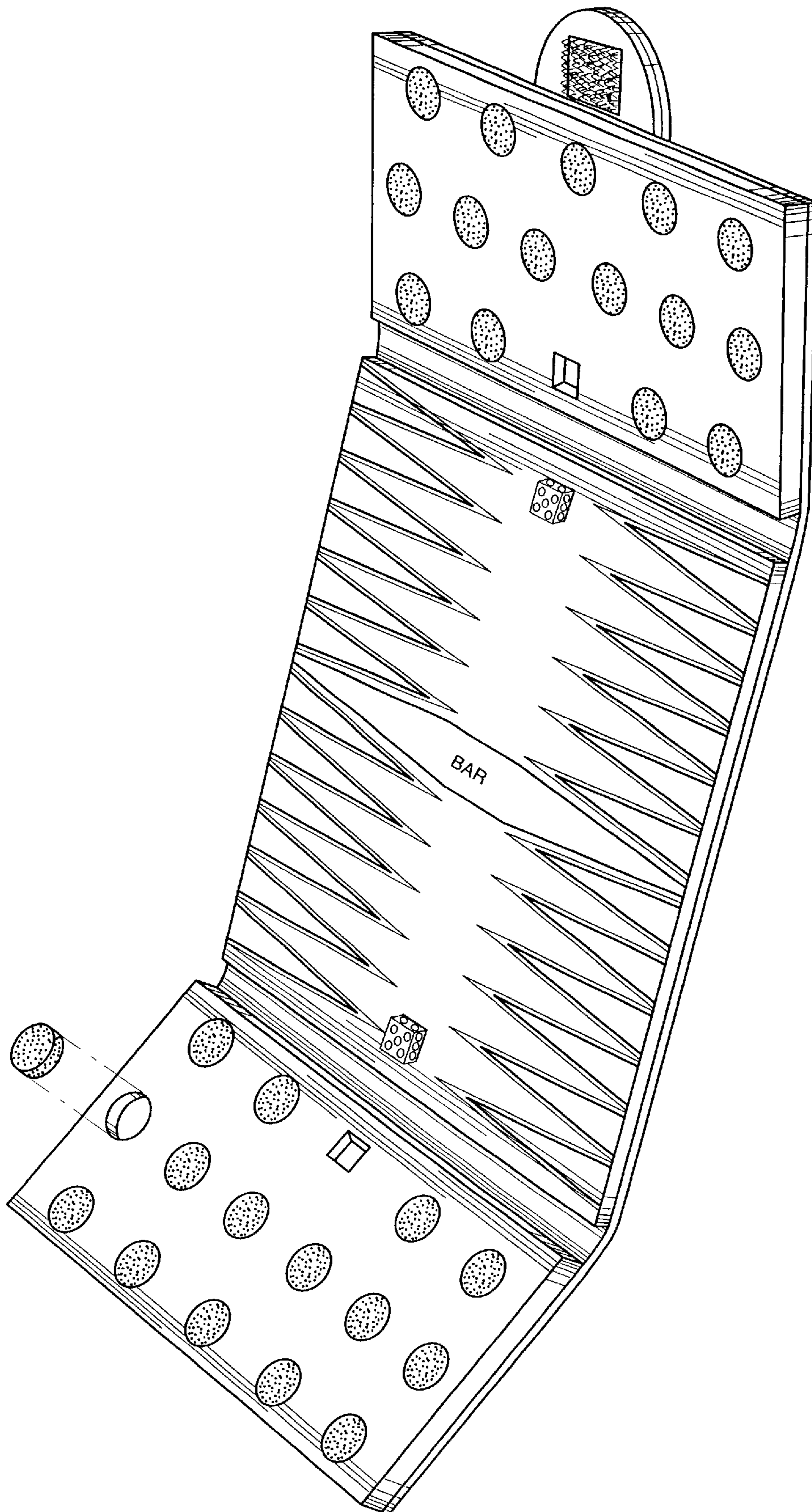


FIG. 2

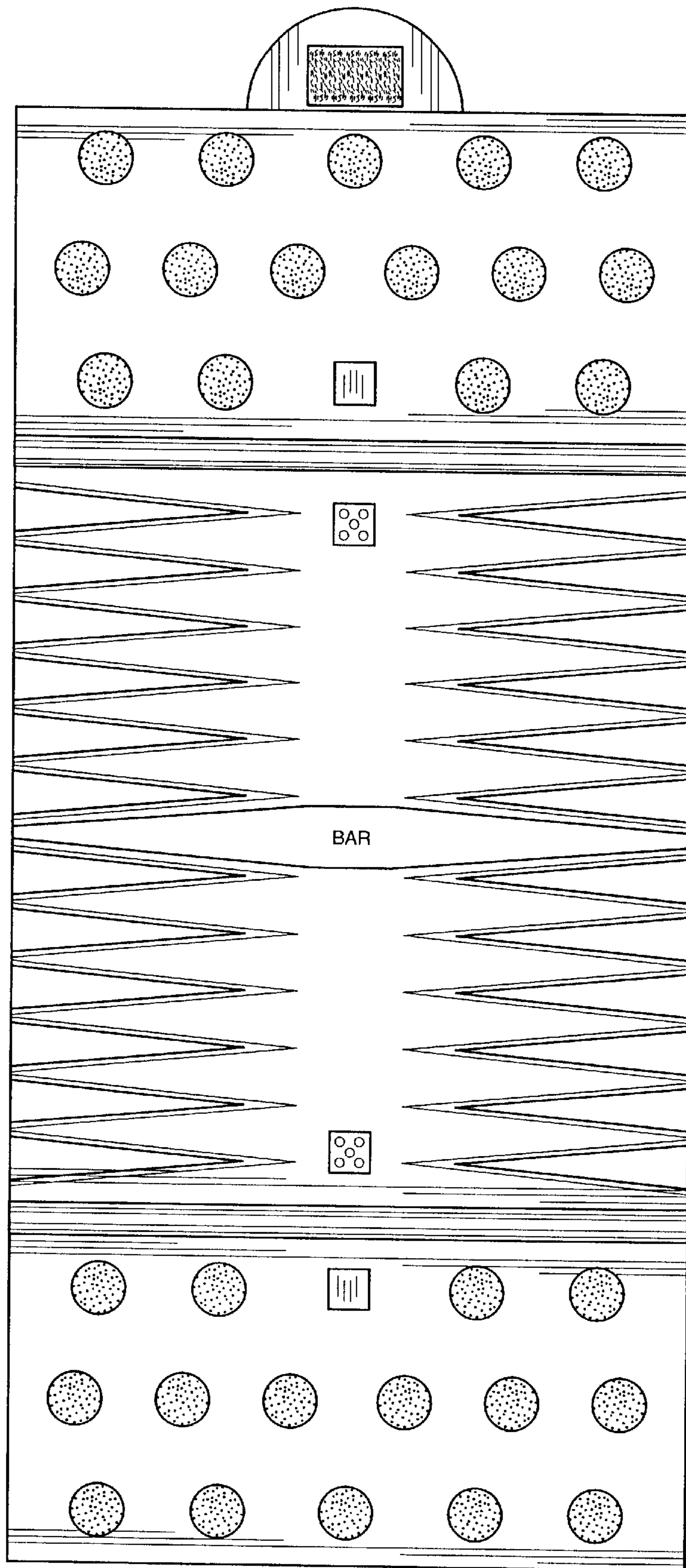


FIG. 3




FIG. 4



FIG. 5

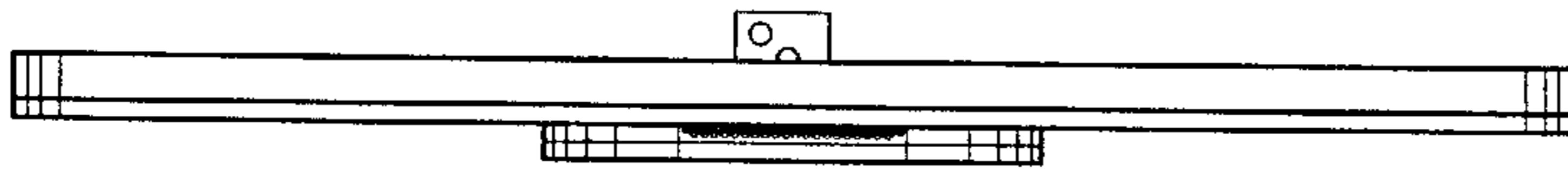


FIG. 6

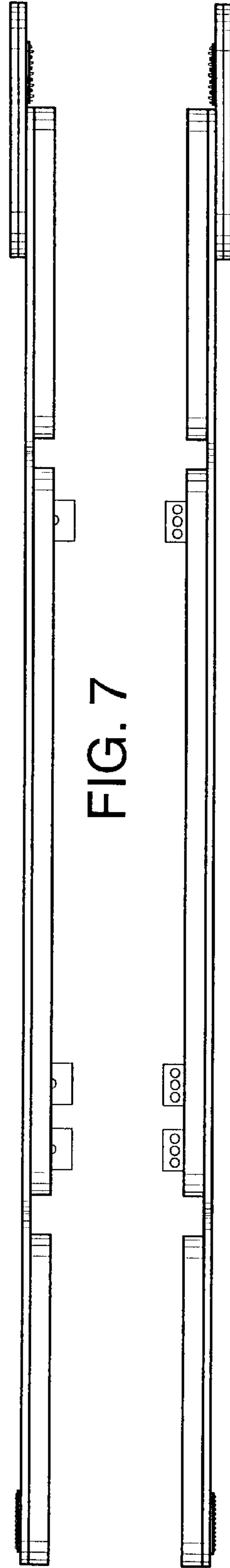


FIG. 7

FIG. 8