



US00D450090B1

(12) **United States Design Patent**
Cheris et al.

(10) **Patent No.:** **US D450,090 S**

(45) **Date of Patent:** **** Nov. 6, 2001**

(54) **CLIPBOARD WITH INTEGRAL CLIP**

(75) Inventors: **Albert B. Cheris**, Deerfield; **Mark Dziersk**, Chicago, both of IL (US)

(73) Assignee: **Tenex Corporation**, Elk Grove Village, IL (US)

(**) Term: **14 Years**

(21) Appl. No.: **29/129,052**

(22) Filed: **Sep. 1, 2000**

(51) **LOC (7) Cl.** **19-02**

(52) **U.S. Cl.** **D19/88; D19/90**

(58) **Field of Search** D19/65, 52, 75, D19/86, 88, 90, 91, 99, 100; 248/441.1, 442.2, 451, 452; 40/371, 904; 312/190; D8/395; 24/67 R, 67.1-67.11; 281/45

(56) **References Cited**

U.S. PATENT DOCUMENTS

- D. 98,316 * 1/1936 Guild D19/86
- D. 128,174 * 7/1941 Posnack D19/78

- D. 400,925 * 11/1998 McKittrick D19/88
- D. 418,877 * 1/2000 Brotz D19/88
- D. 438,568 * 3/2001 Saylor et al. D19/92
- 2,086,879 * 7/1937 Redlund 281/45
- 3,099,269 * 7/1963 Sorensen 24/67.11

* cited by examiner

Primary Examiner—Martie K. Holtje

(74) *Attorney, Agent, or Firm*—Cook, Alex, McFarron, Manzo, Cummings & Mehler, Ltd.

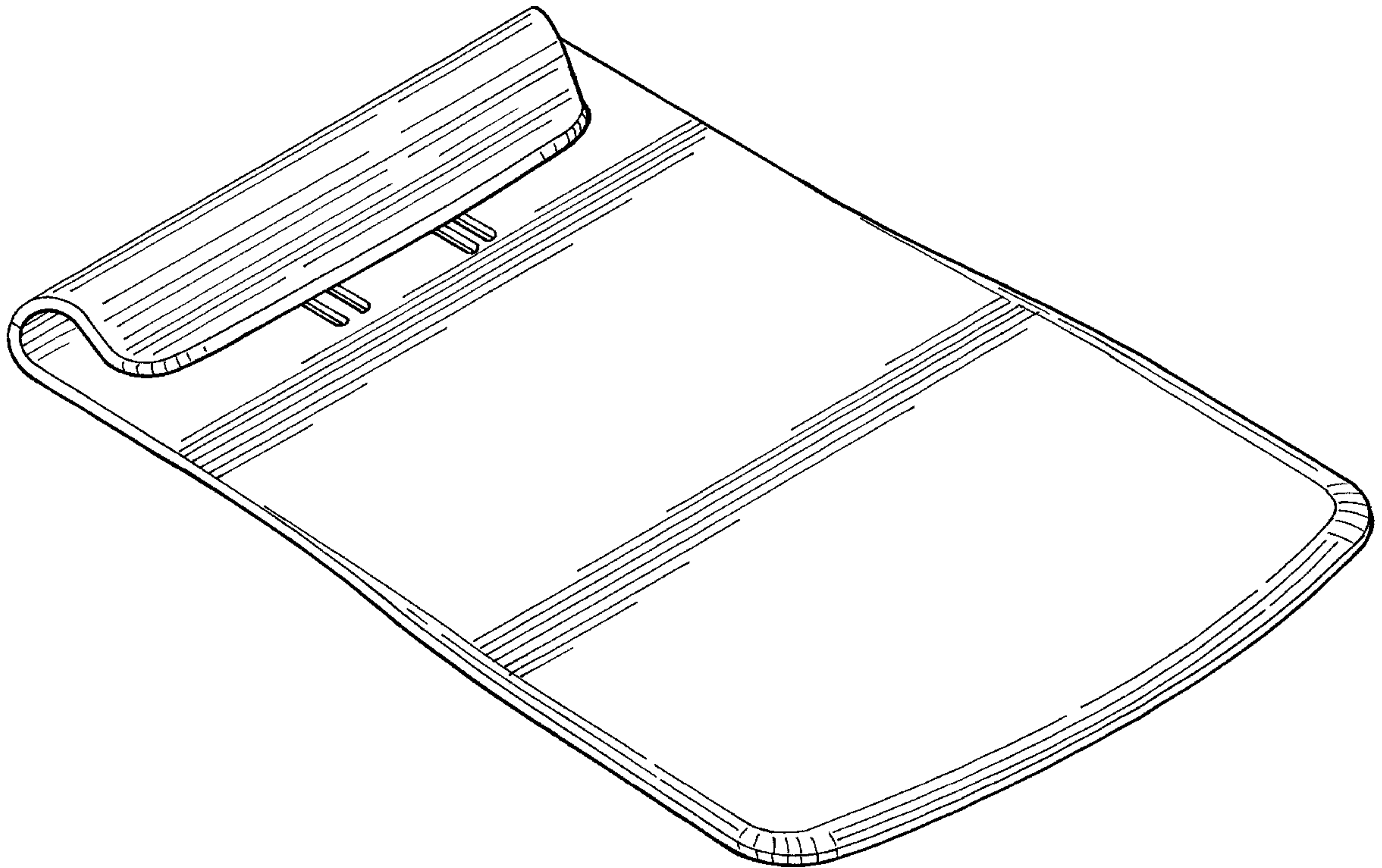
(57) **CLAIM**

The ornamental design for a clipboard with integral clip, as shown and described.

DESCRIPTION

FIG. 1 is a perspective view of a clipboard of our design; FIG. 2 is an elevational view of one side thereof, the opposite side being substantially a mirror image thereof; FIG. 3 is a top plan view thereof; FIG. 4 is a top elevational view thereof; FIG. 5 is a bottom elevational view thereof; and, FIG. 6 is a bottom plan view thereof.

1 Claim, 3 Drawing Sheets



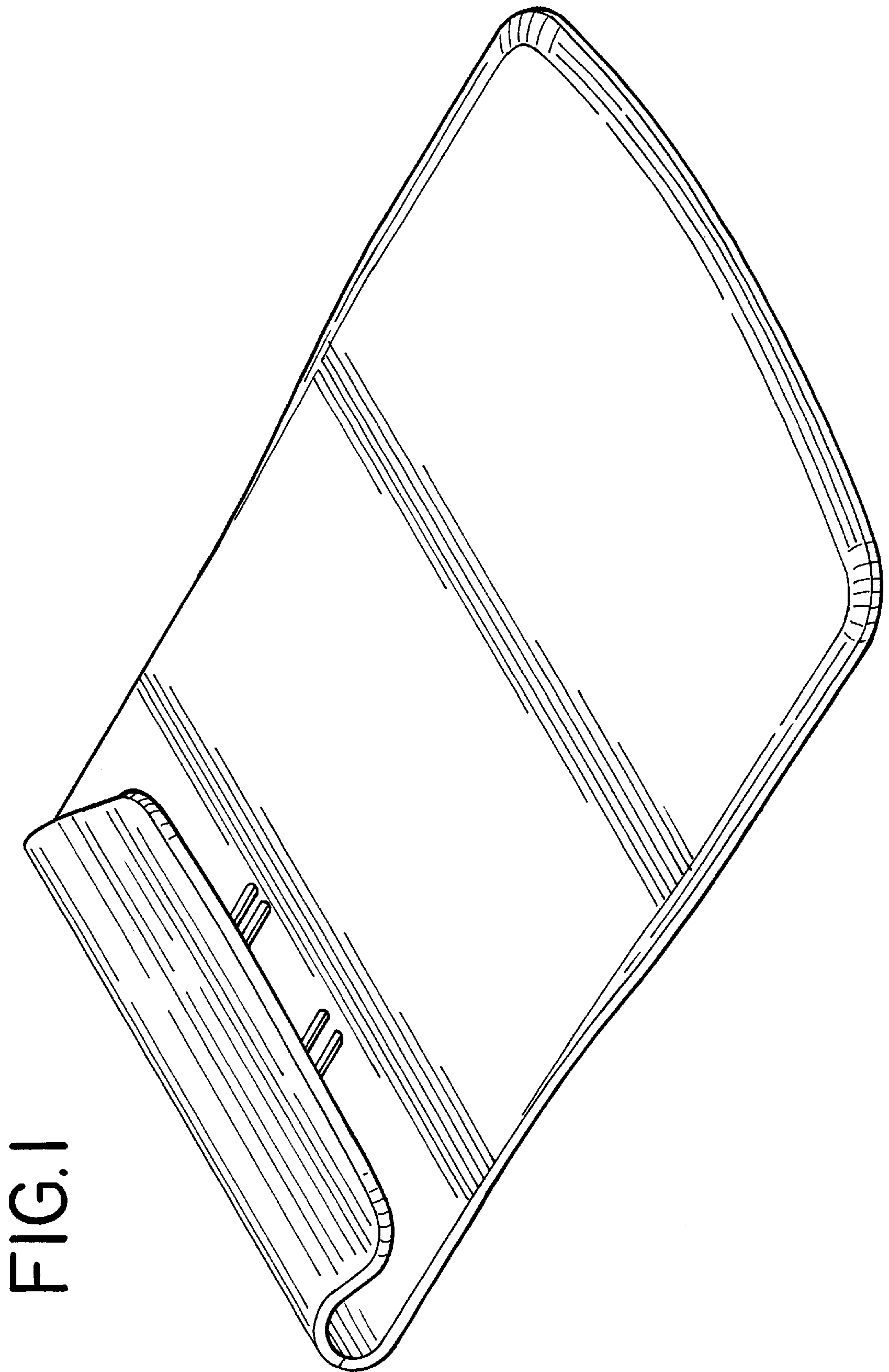


FIG. 1

FIG.2




FIG.3

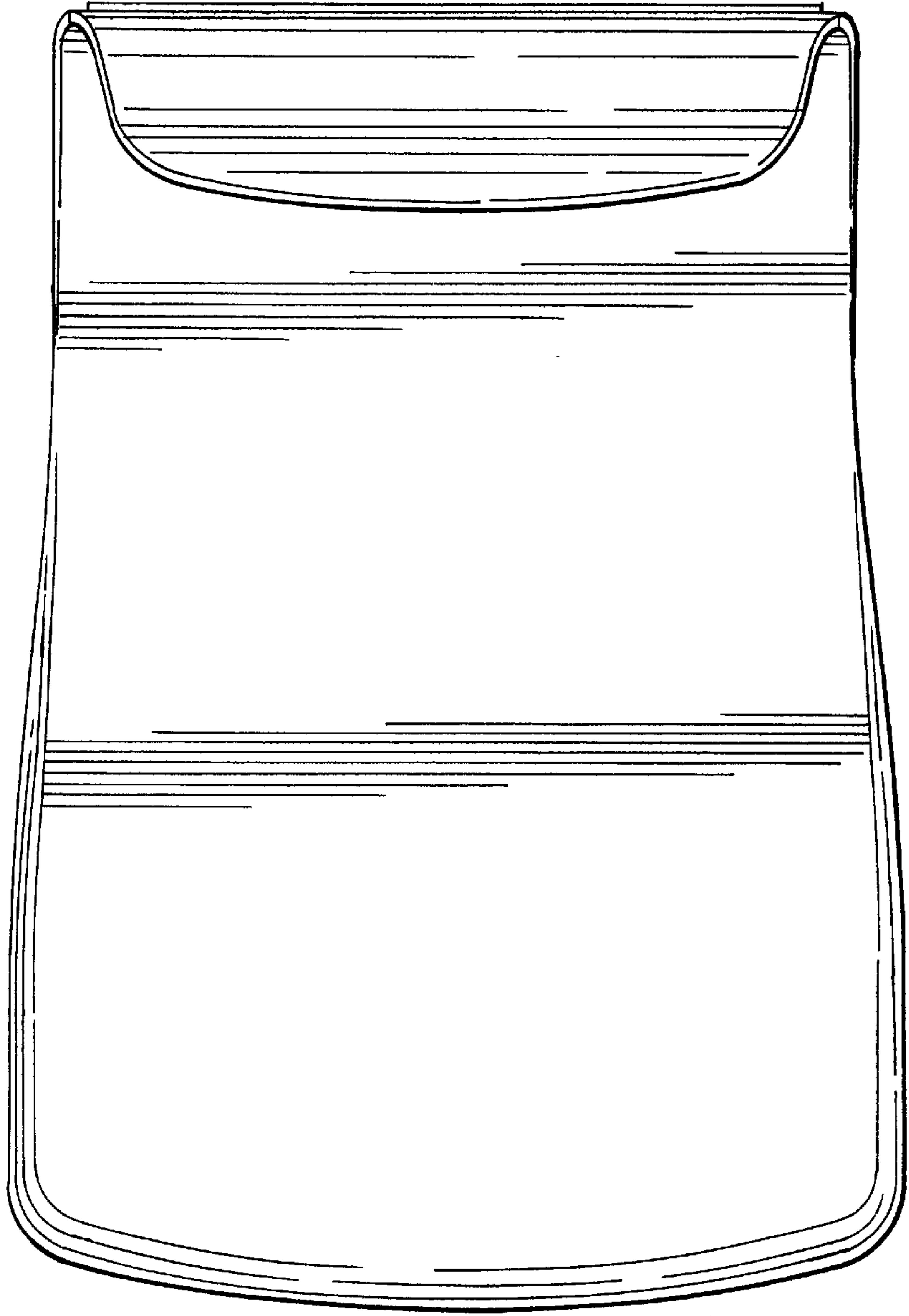


FIG.4




FIG.5




FIG.6

