



US00D450088B1

(12) **United States Design Patent**  
**Banasik**

(10) **Patent No.:** **US D450,088 S**

(45) **Date of Patent:** **\*\* Nov. 6, 2001**

(54) **WRITING INSTRUMENT**

3,225,746 \* 12/1965 Hechtle ..... 401/112  
3,334,615 \* 8/1967 Bross ..... 401/110  
3,705,774 \* 12/1972 Kranich ..... 401/33

(75) Inventor: **Daniel P. Banasik**, San Antonio, TX  
(US)

**OTHER PUBLICATIONS**

(73) Assignee: **Norwood Promotional Products, Inc.**,  
Austin, TX (US)

Guernsey Office Products, c1999, see indicated item C, p.  
809.\*

(\*\*) Term: **14 Years**

\* cited by examiner

(21) Appl. No.: **29/137,988**

*Primary Examiner*—Martie K. Holtje

(22) Filed: **Mar. 5, 2001**

(74) *Attorney, Agent, or Firm*—Douglas J. Stilwell

(51) **LOC (7) Cl.** ..... **19-06**

(52) **U.S. Cl.** ..... **D19/51; D19/56**

(58) **Field of Search** ..... D19/35, 36, 41–51,  
D19/53–58, 81–85; 401/99, 100, 103–106,  
110–117, 209

(57) **CLAIM**

The ornamental design for a writing instrument, as shown.

(56) **References Cited**

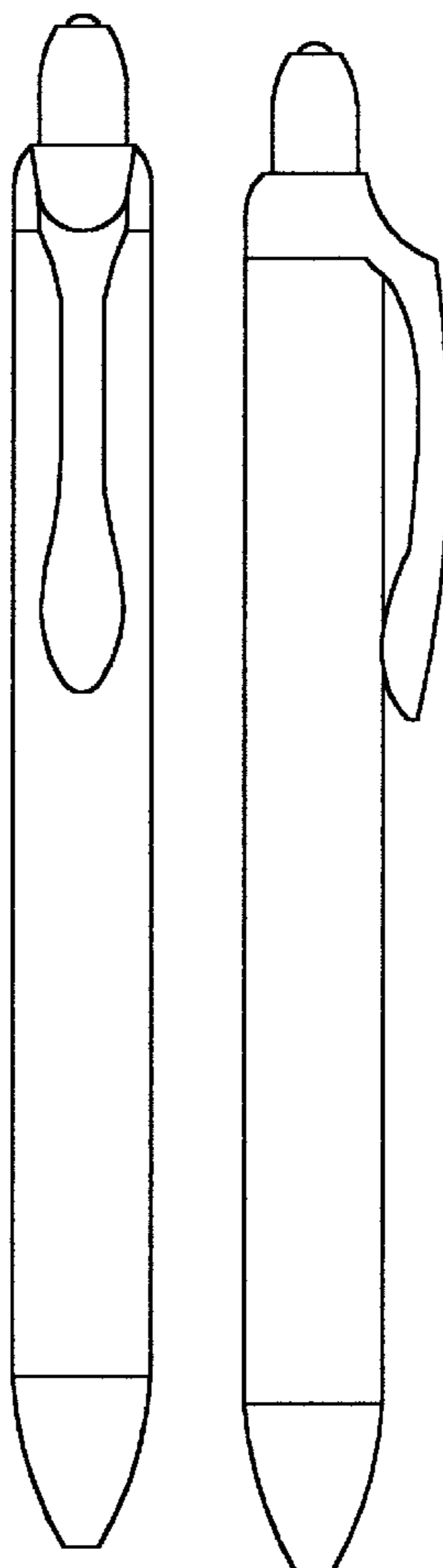
**DESCRIPTION**

**U.S. PATENT DOCUMENTS**

- D. 399,874 \* 10/1998 Gacia ..... D19/51
- D. 415,199 \* 10/1999 Pellissa Beneyto ..... D19/51
- D. 427,633 \* 7/2000 Pellisa Beneyto ..... D19/51
- D. 435,592 \* 12/2000 Lecce ..... D19/51

FIG. 1 is a perspective view of the writing instrument;  
FIG. 2 is a front elevational view of the writing instrument;  
FIG. 3 is a rear elevational view of the writing instrument;  
FIG. 4 is a left elevational view of the writing instrument;  
FIG. 5 is a right elevational view of the writing instrument;  
FIG. 6 is a top plan view of the writing instrument; and,  
FIG. 7 is a bottom plan view of the writing instrument.

**1 Claim, 2 Drawing Sheets**






FIG. 1



FIG. 6




FIG. 3




FIG. 4




FIG. 2

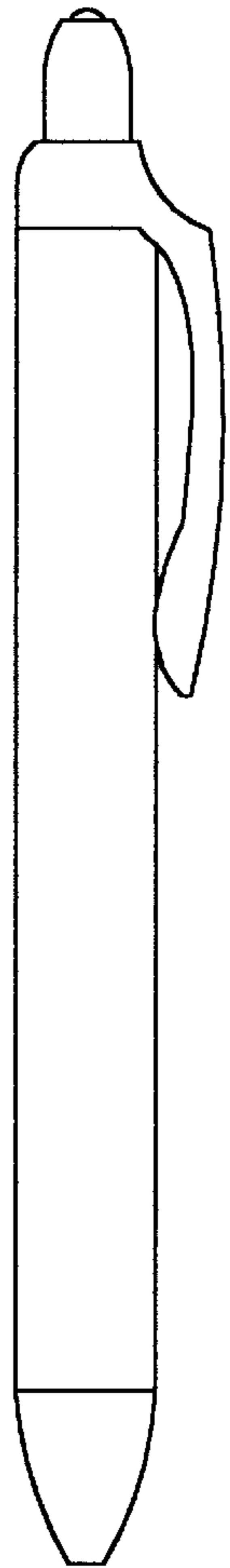


FIG. 5

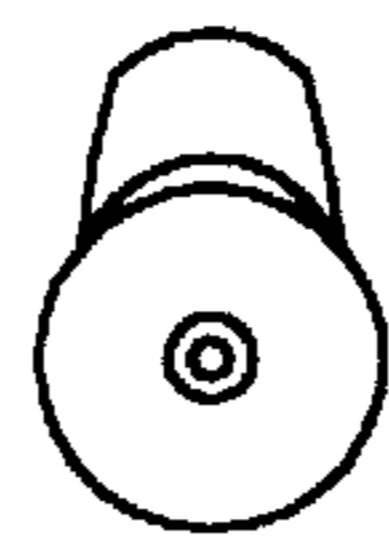


FIG. 7