



US00D450087B1

(12) **United States Design Patent**
Luigi

(10) **Patent No.:** **US D450,087 S**

(45) **Date of Patent:** **** Nov. 6, 2001**

(54) **FOUNTAIN PEN**

(75) Inventor: **Trenti Luigi**, Florence (IT)

(73) Assignee: **Ditta Francesco Pineider S.p.A.** (IT)

(**) Term: **14 Years**

(21) Appl. No.: **29/128,229**

(22) Filed: **Aug. 21, 2000**

(30) **Foreign Application Priority Data**

Feb. 23, 2000 (IT) FI2000012

(51) **LOC (7) Cl.** **19-06**

(52) **U.S. Cl.** **D19/43; D19/48; D19/57;**
D19/56

(58) **Field of Search** D19/35, 36, 41-43,
D19/44-51, 53-58, 81-85; 401/221, 202,
222, 243-247, 262; 24/10 R, 11 R, 11 PP,
11 CC, 11 CT, 11 C, 11 F, 11 M, 11 P

(56) **References Cited**

U.S. PATENT DOCUMENTS

- D. 339,162 * 9/1993 Verhaegue D19/51
- D. 391,606 * 3/1998 Compte D19/51
- D. 398,934 * 9/1998 Veillon D19/51
- D. 436,995 * 1/2001 Veillon D19/43

* cited by examiner

Primary Examiner—Martie K. Holtje

(74) *Attorney, Agent, or Firm*—McGlew and Tuttle, P.C.

(57) **CLAIM**

The ornamental design for a fountain pen, as shown and described.

DESCRIPTION

FIG. 1 is a front elevational view of a fountain pen showing my new design with the cap member in place;

FIG. 2 is a side elevational view of FIG. 1, the opposite side being a mirror image thereof;

FIG. 3 is a rear elevational view of FIG. 1;

FIG. 4 is a front elevational view of my design of FIG. 1 with the cap member in the stored position and the writing tip exposed;

FIG. 5 is a fragmentary view of the top of the cap;

FIG. 6 is a fragmentary view of the lower barrel and writing tip;

FIG. 7 is a front perspective view of the cap member shown separately for ease of illustration;

FIG. 8 is a front and side perspective view of FIG. 7;

FIG. 9 is a side perspective view of FIG. 7;

FIG. 10 is a side and rear perspective view of FIG. 7; and,

FIG. 11 is a rear perspective view of FIG. 7.

1 Claim, 3 Drawing Sheets

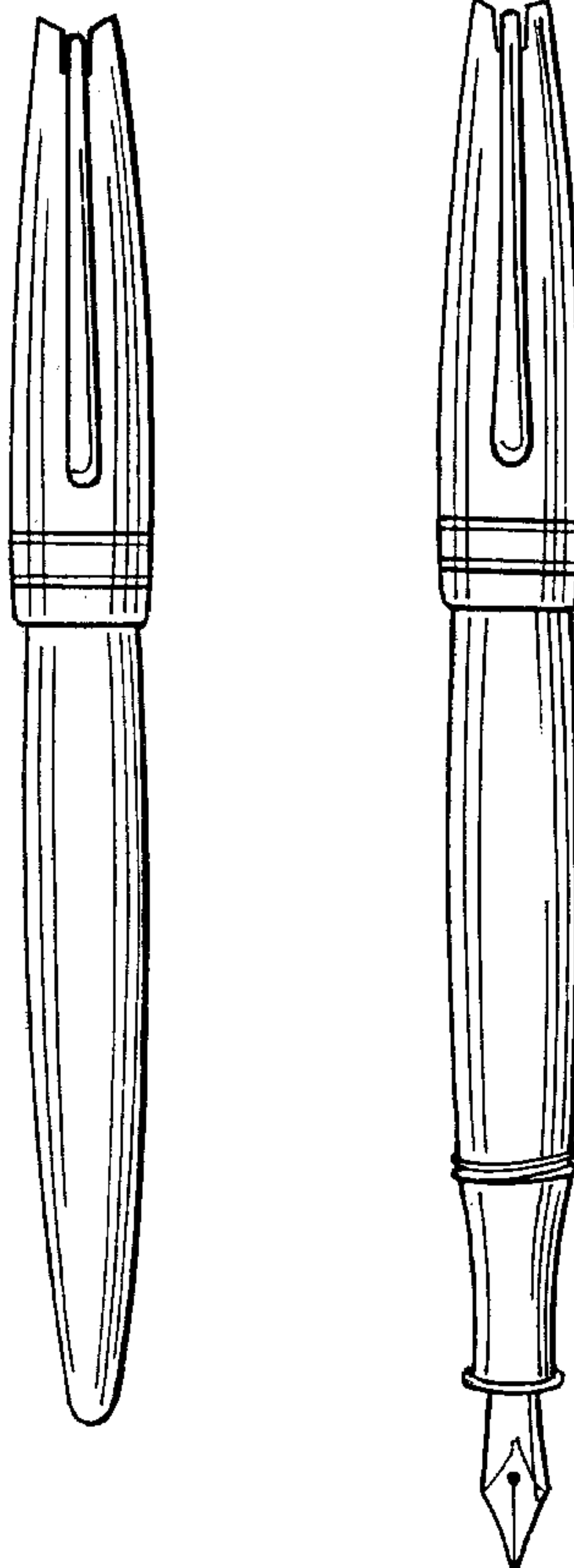


Fig. 1



Fig. 2





Fig. 3






Fig. 4

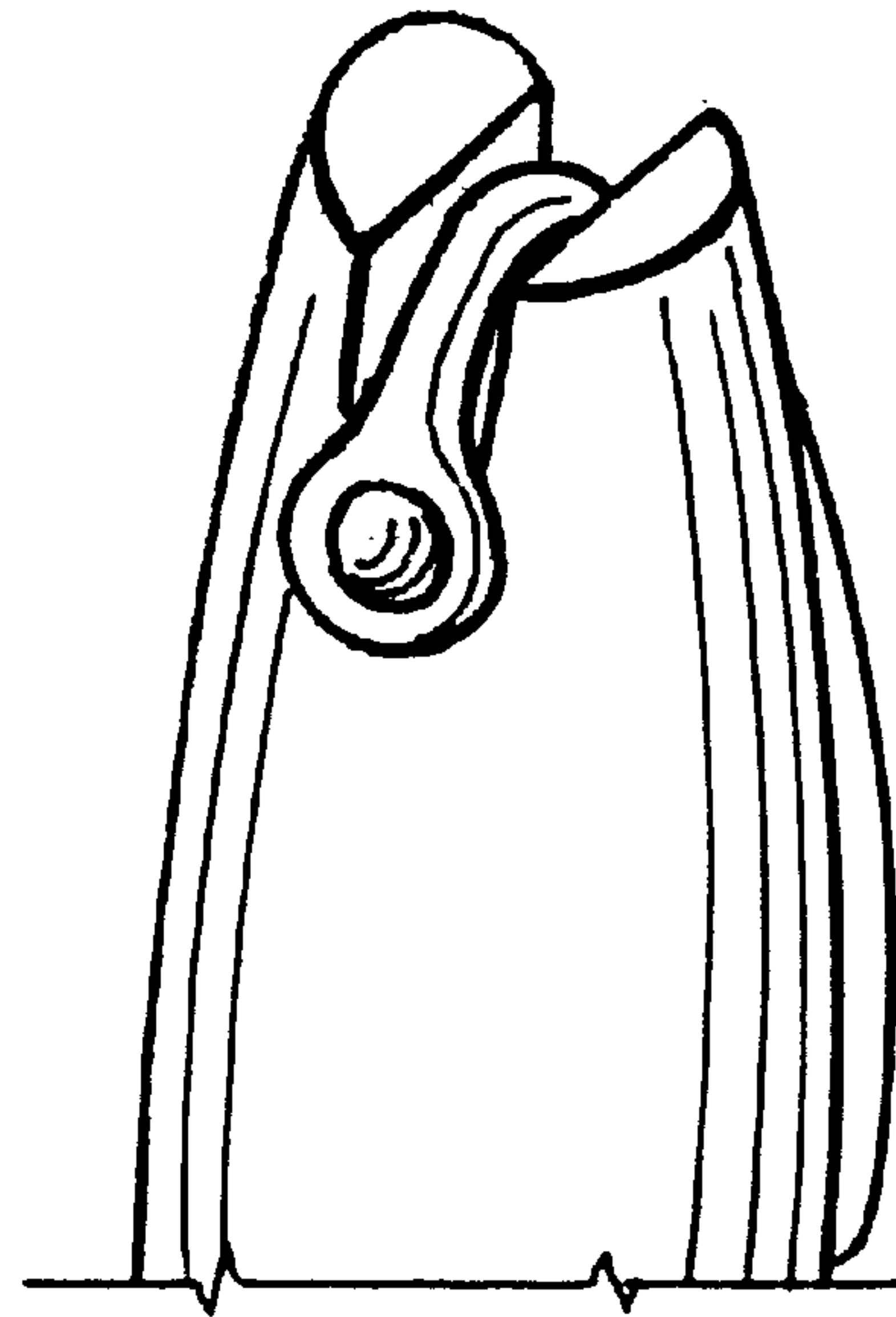


Fig. 5

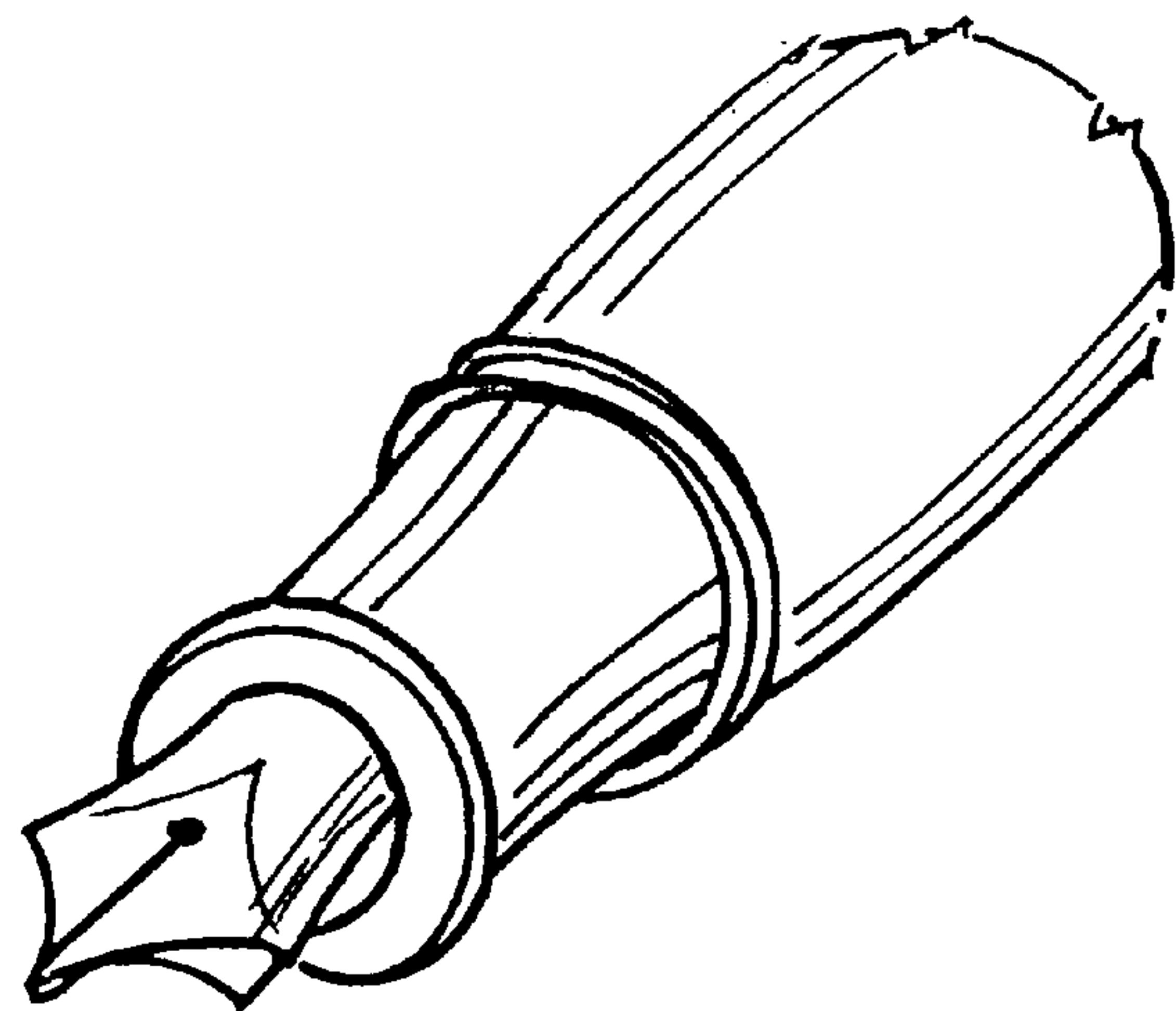


Fig. 6

Fig. 7



Fig. 8




Fig. 9

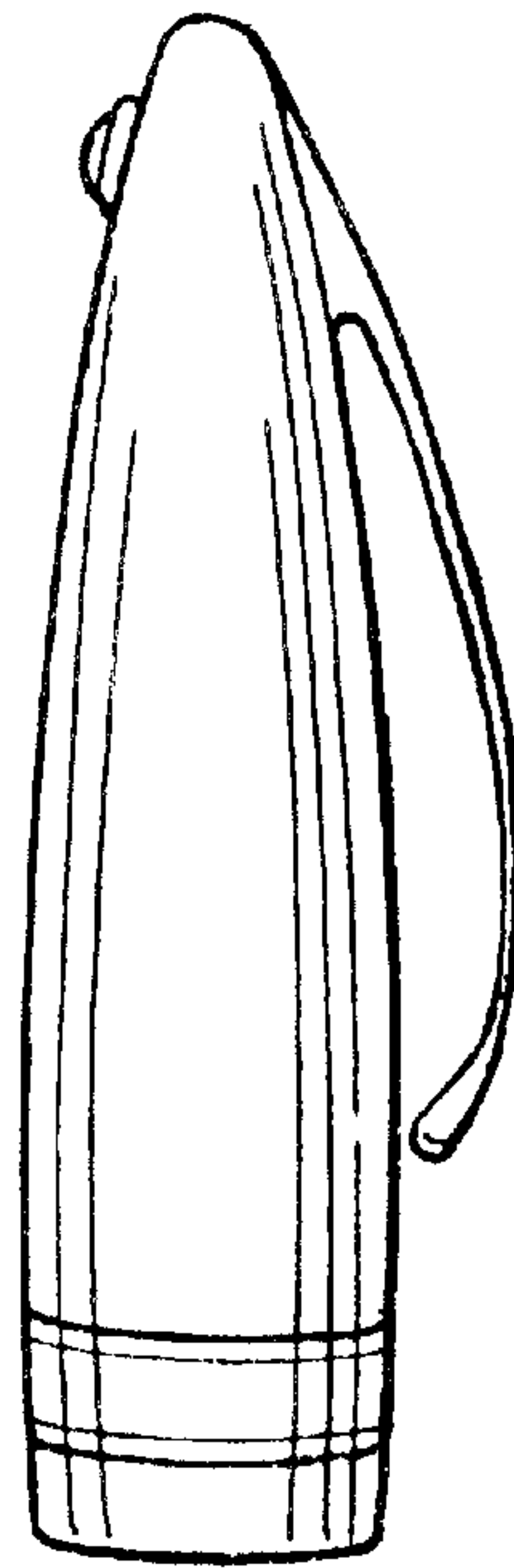


Fig. 10

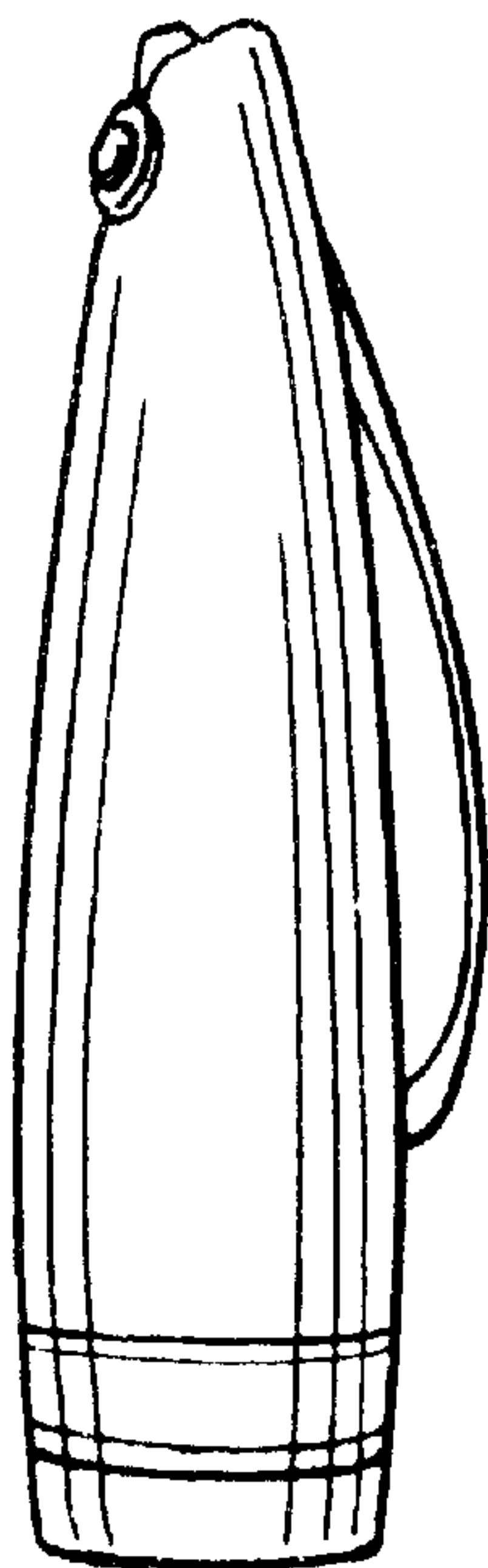


Fig. 11

