



US00D450086B1

(12) **United States Design Patent**
Rosenbaum

(10) **Patent No.:** **US D450,086 S**

(45) **Date of Patent:** **** Nov. 6, 2001**

- (54) **WRITING INSTRUMENT WITH BLADE**
- (75) Inventor: **Barry Rosenbaum**, West Bloomfield, MI (US)
- (73) Assignee: **Advance Watch Company, Ltd.**, Warren, MI (US)
- (**) Term: **14 Years**
- (21) Appl. No.: **29/136,179**
- (22) Filed: **Jan. 25, 2001**
- (51) **LOC (7) Cl.** **19-06**
- (52) **U.S. Cl.** **D19/36; D19/43; D19/49; D19/51; D8/99**
- (58) **Field of Search** D8/98, 105, 99; D19/35, 36, 65, 41-51, 53-58, 81-85; 401/52, 195, 202, 262, 243-247; 7/158, 160

D. 433,446	11/2000	Rosenbaum .
D. 433,447	11/2000	Rosenbaum .
D. 433,448	11/2000	Rosenbaum .
D. 436,126	1/2001	Rosenbaum .
D. 436,375	1/2001	Rosenbaum .
D. 436,622	1/2001	Rosenbaum .
D. 436,825 *	1/2001	Chen D8/99
D. 438,903	3/2001	Rosenbaum .
D. 439,277	3/2001	Rosenbaum .
949,085	2/1910	McBride .
1,274,966	8/1918	Wentz .
1,629,775	5/1927	Collander .
3,228,378	1/1966	Rohrmuller .
3,343,293	9/1967	Kirklen .
4,635,309	1/1987	Larsen .
5,557,818	9/1996	Leon .
5,813,083	9/1998	Gould .

* cited by examiner

Primary Examiner—Martie K. Holtje
(74) *Attorney, Agent, or Firm*—Brooks & Kushman P.C.

(56) **References Cited**

U.S. PATENT DOCUMENTS

D. 138,875	9/1944	Weiss .	
D. 152,847	10/1949	Weiss .	
D. 155,561	10/1949	Weiss .	
181,179	8/1876	Johnson .	
D. 192,309	2/1962	Ross .	
D. 196,468 *	10/1963	Randolph	D19/43
D. 201,412 *	6/1965	DeGroft	D19/49
D. 210,433 *	3/1968	Wakai	D19/49
D. 263,277 *	3/1982	Gregoire	D8/99
D. 286,163 *	10/1986	Shintani	D19/43
D. 286,546 *	11/1986	Funahashi	D19/43
D. 325,046	3/1992	Liguori .	
D. 338,915	8/1993	Willat .	
D. 355,441	2/1995	Rosenbaum .	
D. 359,982	7/1995	Rosenbaum .	
D. 359,983	7/1995	Rosenbaum .	
D. 395,917	7/1998	Rosenbaum .	
D. 395,918	7/1998	Rosenbaum .	
D. 395,919	7/1998	Rosenbaum .	
D. 397,147	8/1998	Mackenzie .	
D. 403,703 *	1/1999	Campbell	D19/43
D. 412,531	8/1999	Blair .	

(57) **CLAIM**

The ornamental design for a writing instrument with blade, as shown and described.

DESCRIPTION

FIG. 1 is perspective view of the writing instrument with blade with the blade portion extended;

FIG. 2 is a perspective view of the writing instrument with blade with the cap portion detached;

FIG. 3 is a top plan view of the writing instrument with blade;

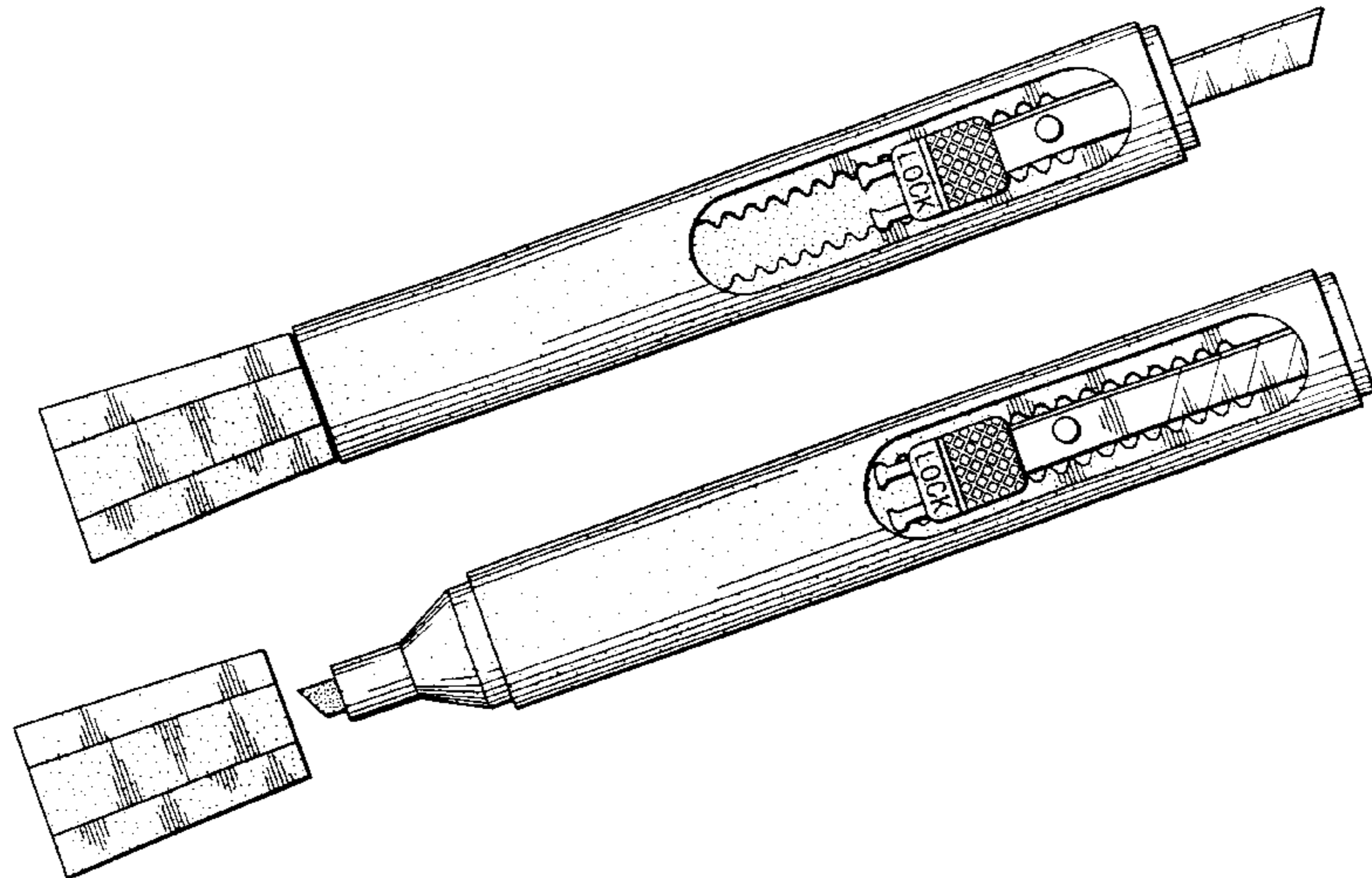
FIG. 4 is a front side elevational view of the writing instrument with blade of FIG. 3, the rear side elevational view being a mirror image thereof;

FIG. 5 is a bottom plan view of the writing instrument with blade of FIG. 3;

FIG. 6 is a left side elevational view of the writing instrument with blade of FIG. 3; and,

FIG. 7 is a right side elevational view of the writing instrument with blade of FIG. 3.

1 Claim, 1 Drawing Sheet



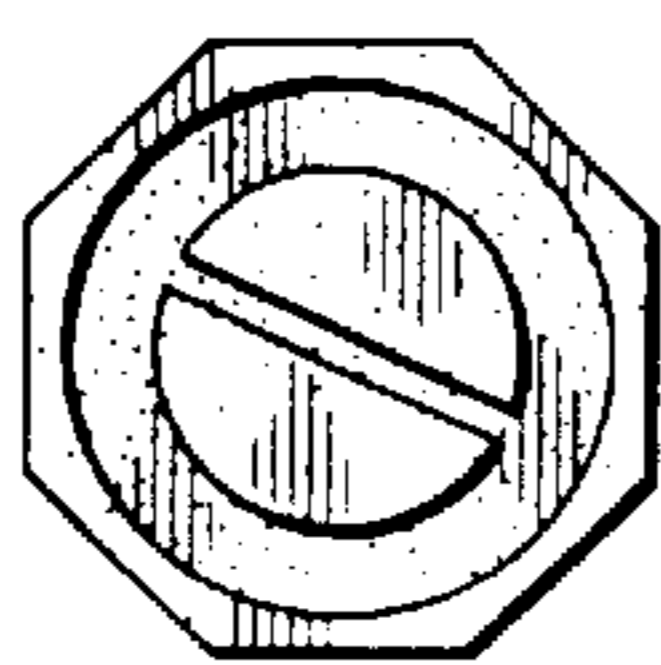

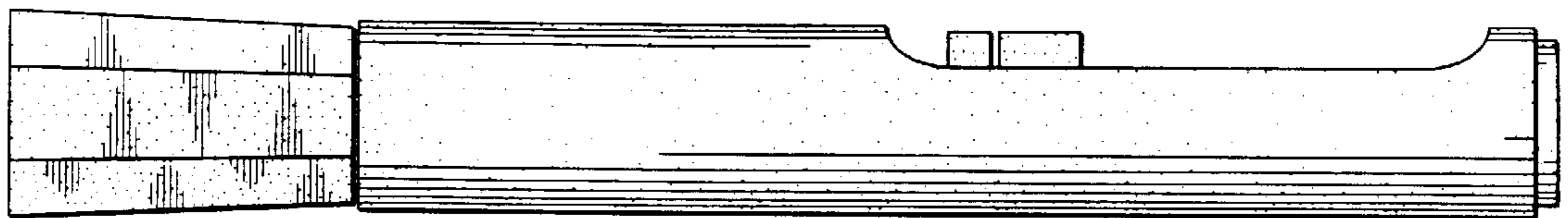
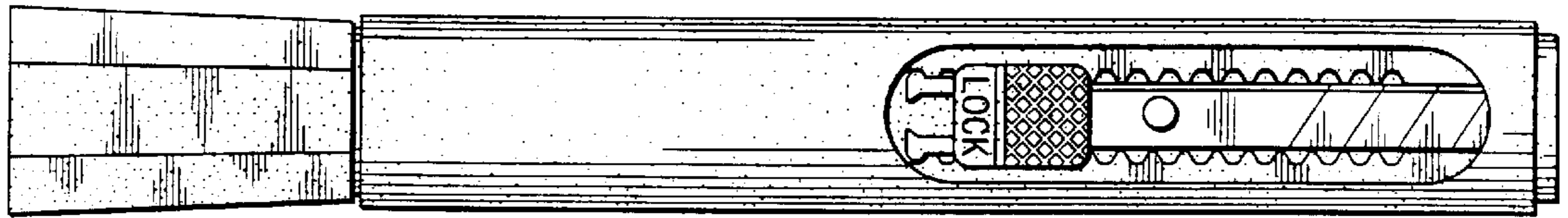
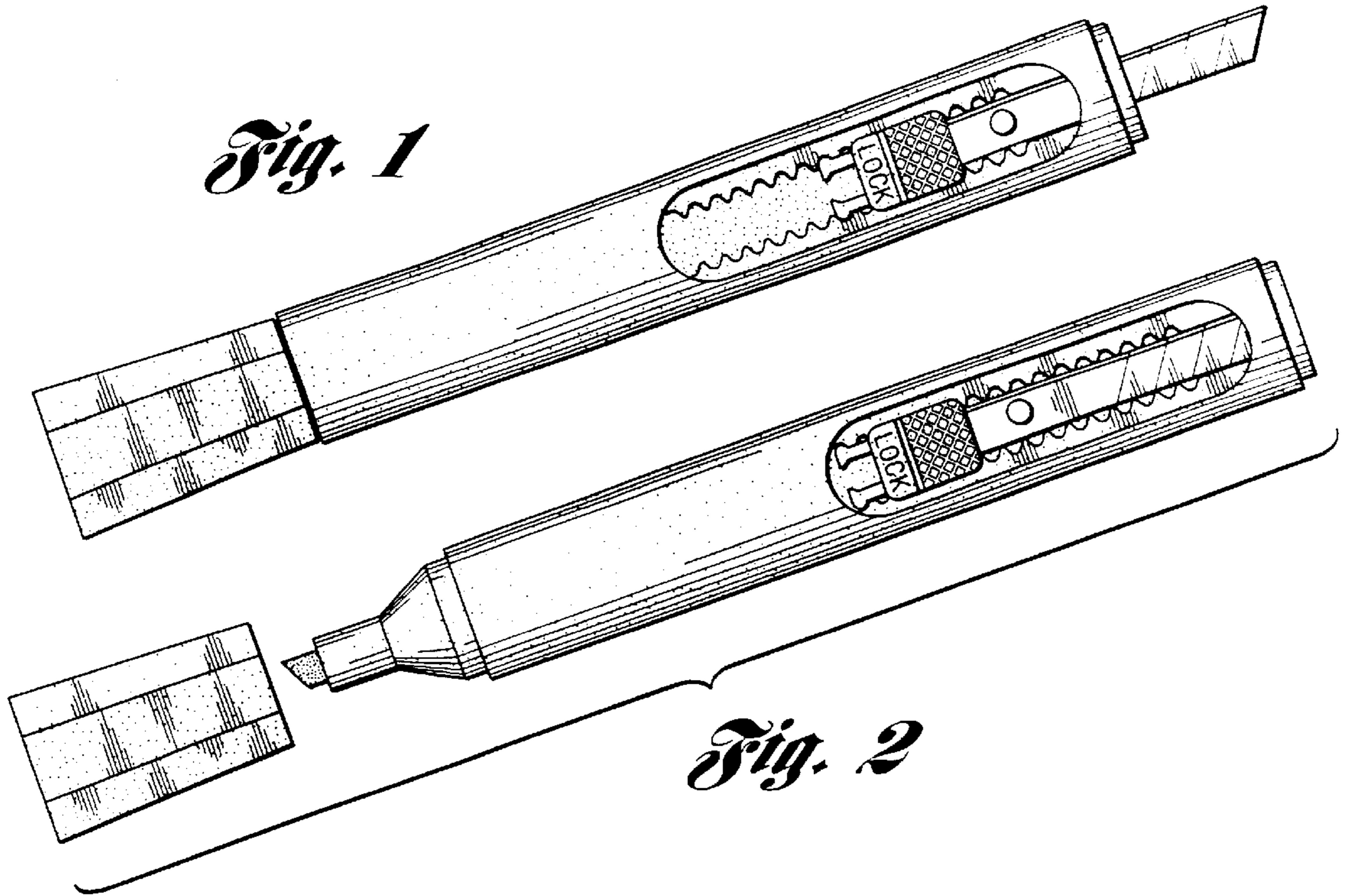


Fig. 6




Fig. 7