



US00D450069B1

(12) **United States Design Patent**  
**Kozu et al.**

(10) **Patent No.: US D450,069 S**

(45) **Date of Patent: \*\* Nov. 6, 2001**

(54) **JIG FOR LAPPING MAGNETIC HEADS**

5,203,119 \* 4/1993 Cole ..... 451/28 X

5,264,980 \* 11/1993 Mowry et al. .... 451/28 X

(75) Inventors: **Masaki Kozu; Masahiro Sasaki;**  
**Noboru Kanzo**, all of Tokyo (JP)

5,607,340 \* 3/1997 Lackey et al. .... 451/5

5,736,566 \* 4/1998 Li et al. .... 451/28

(73) Assignee: **TDK Corporation**, Tokyo (JP)

\* cited by examiner

(\*\*) Term: **14 Years**

*Primary Examiner*—Antoine Duval Davis

(74) *Attorney, Agent, or Firm*—Oliff & Berridge, PLC

(21) Appl. No.: **29/120,670**

(22) Filed: **Mar. 24, 2000**

(57) **CLAIM**

(30) **Foreign Application Priority Data**

The ornamental design for jig for lapping magnetic heads, as shown and described.

Nov. 25, 1999 (JP) ..... 11-32320

**DESCRIPTION**

(51) **LOC (7) Cl.** ..... **15-09**

FIG. 1 is a front view showing our design and a rear view thereof is the same as the front one;

(52) **U.S. Cl.** ..... **D15/140**

FIG. 2 is a right-side view thereof and a left-side view thereof is the same as the right-side one;

(58) **Field of Search** ..... D15/140; 74/89.15;  
269/234, 265; 451/5, 8, 11, 364, 387, 406,  
460

FIG. 3 is a top plan view thereof; and,

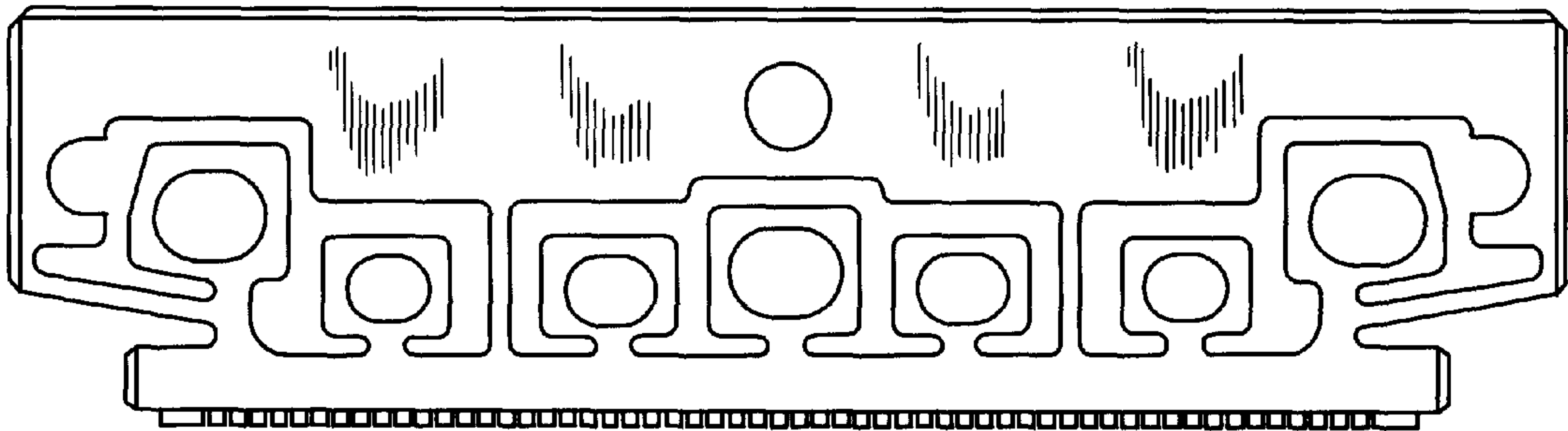
FIG. 4 is a bottom plan view thereof.

(56) **References Cited**

**U.S. PATENT DOCUMENTS**

5,117,589 \* 6/1992 Bischoff et al. .... 451/28 X

**1 Claim, 1 Drawing Sheet**



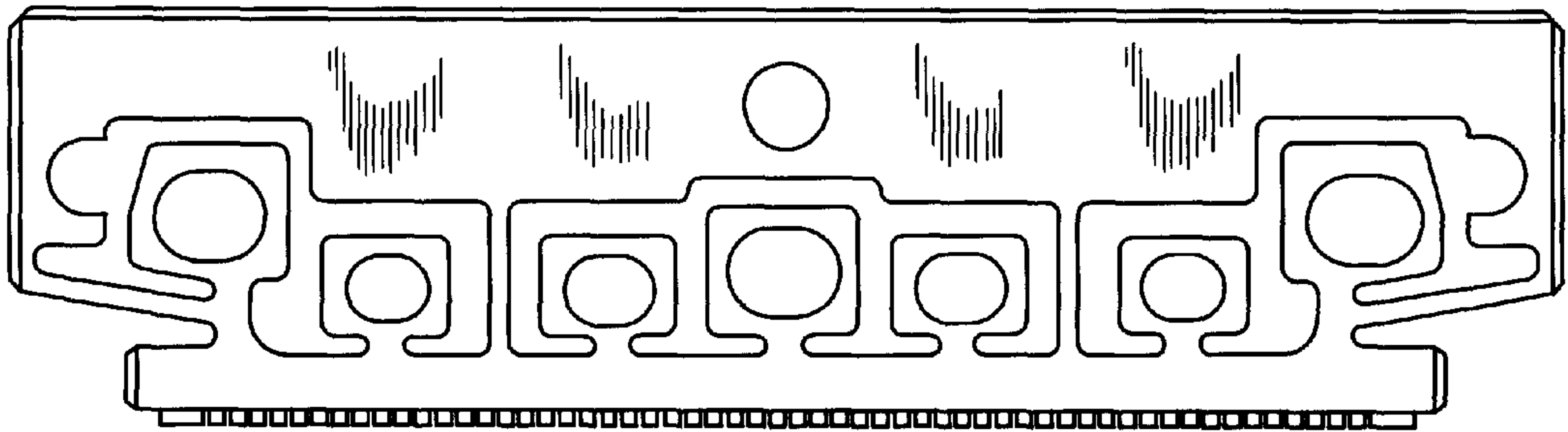


FIG. 1



FIG. 2

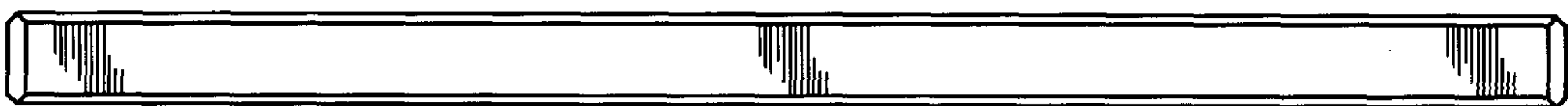


FIG. 3



FIG. 4