



US00D450048B1

(12) **United States Design Patent**  
**Wang**

(10) **Patent No.:** **US D450,048 S**

(45) **Date of Patent:** **\*\* Nov. 6, 2001**

(54) **ENTERTAINMENT AND COMMUNICATION  
DEVICE FOR FURNITURE**

D. 366,157 \* 1/1996 Moses ..... D14/168  
3,019,050 \* 1/1962 Spielman ..... 297/217.4 X

(75) Inventor: **Leo Wang**, Arcadia, CA (US)

\* cited by examiner

(73) Assignee: **DC America**, Pico Rivera, CA (US)

*Primary Examiner*—Nanda Bondade

(\*\*) Term: **14 Years**

(74) *Attorney, Agent, or Firm*—Thomas I. Rozsa; Tony D. Chen; Jerry Fong

(21) Appl. No.: **29/138,205**

(57) **CLAIM**

(22) Filed: **Mar. 7, 2001**

The ornamental design for an entertainment and communication device for furniture, as shown and described.

(51) **LOC (7) Cl.** ..... **14-01**

**DESCRIPTION**

(52) **U.S. Cl.** ..... **D14/168**

(58) **Field of Search** ..... D6/336; D14/168,  
D14/172, 194, 188, 204, 207, 214; 297/217.1,  
217.4, 217.5, 217.7; 455/89-90, 344, 347,  
350-351

FIG. 1 is a perspective view of an entertainment and communication device showing my new design;

FIG. 2 is a front view of the entertainment and communication device on the right side, shown separately for clarity of illustration;

FIG. 3 is a right side view thereof; and,

FIG. 4 is a bottom plan view thereof.


The broken line showing on FIGS. 1 and 2 is for illustrative purposes only and forms no part of the claimed design.

(56) **References Cited**

**U.S. PATENT DOCUMENTS**

D. 181,732 \* 12/1957 Keith ..... D14/172  
D. 277,575 \* 2/1985 Hisano ..... D14/194  
D. 294,698 \* 3/1988 Yuen ..... D14/168

**1 Claim, 2 Drawing Sheets**



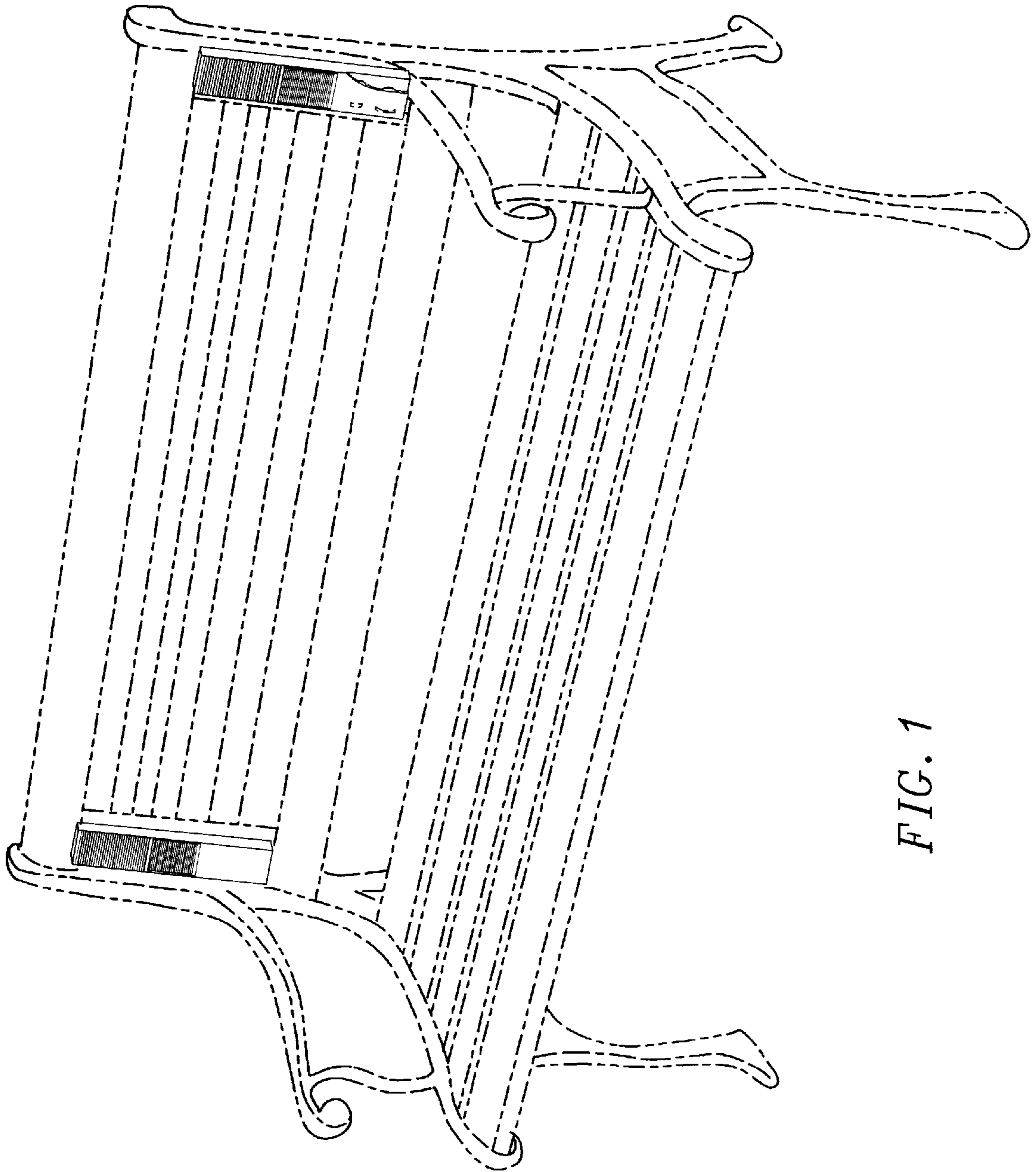


FIG. 1




FIG. 2

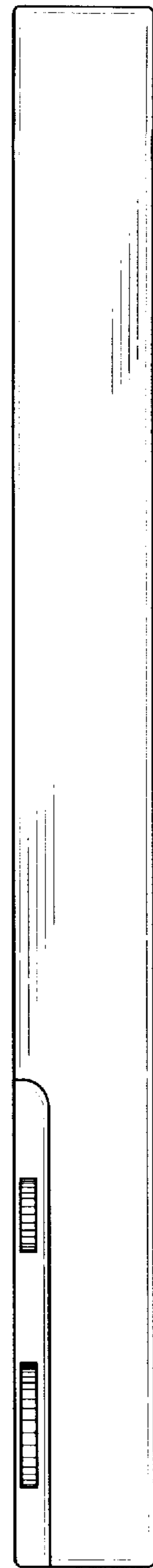


FIG. 3




FIG. 4