



US00D450034B1

(12) **United States Design Patent**
Kajikawa

(10) **Patent No.:** **US D450,034 S**

(45) **Date of Patent:** **** Nov. 6, 2001**

(54) **DECORATIVE SURFACE OF A TIRE
SIDEWALL**

6,032,711 * 3/2000 Barrese et al. 152/523

OTHER PUBLICATIONS

(75) **Inventor:** **Hidechika Kajikawa, Tokyo (JP)**

Goodyear Eagle LS Tire, Goodyear Performance Tire Brochure #700-892-918-051, Jan. 1998.*

(73) **Assignee:** **Bridgestone Corporation, Tokyo (JP)**

Toyo Proxes S/T Tire, Modern Tire Dealer, Feb. 1999, p. 24.*

(**) **Term:** **14 Years**

* cited by examiner

(21) **Appl. No.:** **29/124,216**

Primary Examiner—Robert M. Spear

(22) **Filed:** **Jun. 2, 2000**

(74) *Attorney, Agent, or Firm*—Sughrue, Mion, Zinn, Macpeak & Seas, PLLC

(30) **Foreign Application Priority Data**

Dec. 6, 1999 (JP) 11-33646

(57) **CLAIM**

(51) **LOC (7) Cl.** **12-15**

The ornamental design for a decorative surface of a tire sidewall, as shown and described.

(52) **U.S. Cl.** **D12/605**

(58) **Field of Search** D12/136-152;
152/209.16, 523, 524, DIG. 12

DESCRIPTION

(56) **References Cited**

FIG. 1 is a perspective view of decorative surface of a tire sidewall;

U.S. PATENT DOCUMENTS

FIG. 2 is a front elevational view thereof;

D. 91,322 * 1/1934 James D12/152

FIG. 3 is an enlarged front elevational view thereof; and,

D. 100,149 * 6/1936 Brittain D12/152

FIG. 4 is an enlarged fragmentary front elevational view thereof.

D. 123,255 * 10/1940 Anderson D12/152

The broken line showing of a tire is for illustrative purposes only and forms no part of the claimed design.

D. 222,216 * 10/1971 Overstreet et al. D12/152

D. 403,634 * 1/1999 Ratliff, Jr. D12/152

D. 413,558 * 9/1999 Yanez D12/152

5,728,242 * 3/1998 Barrese et al. 152/523

1 Claim, 4 Drawing Sheets




FIG. 1

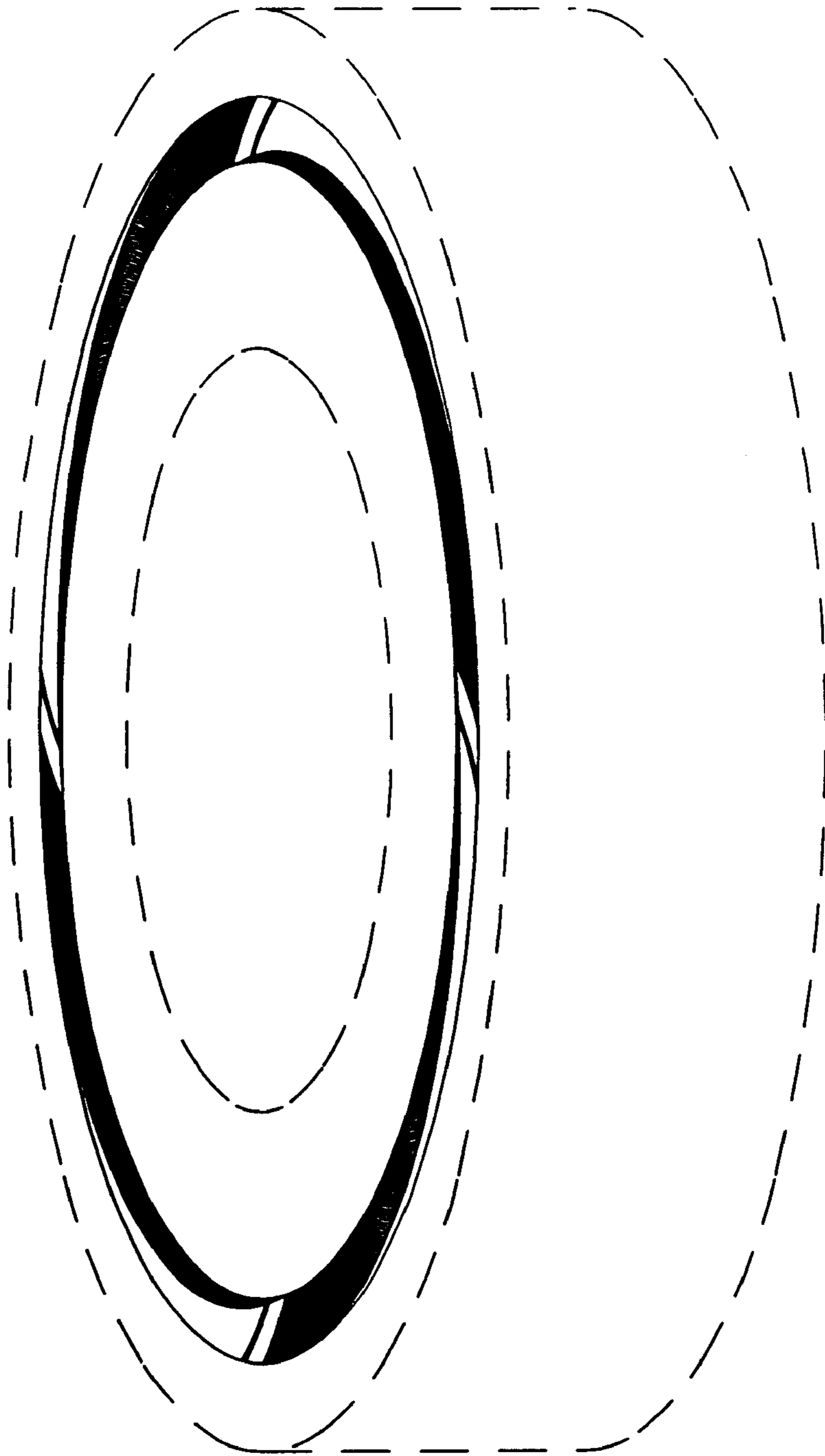


FIG. 2

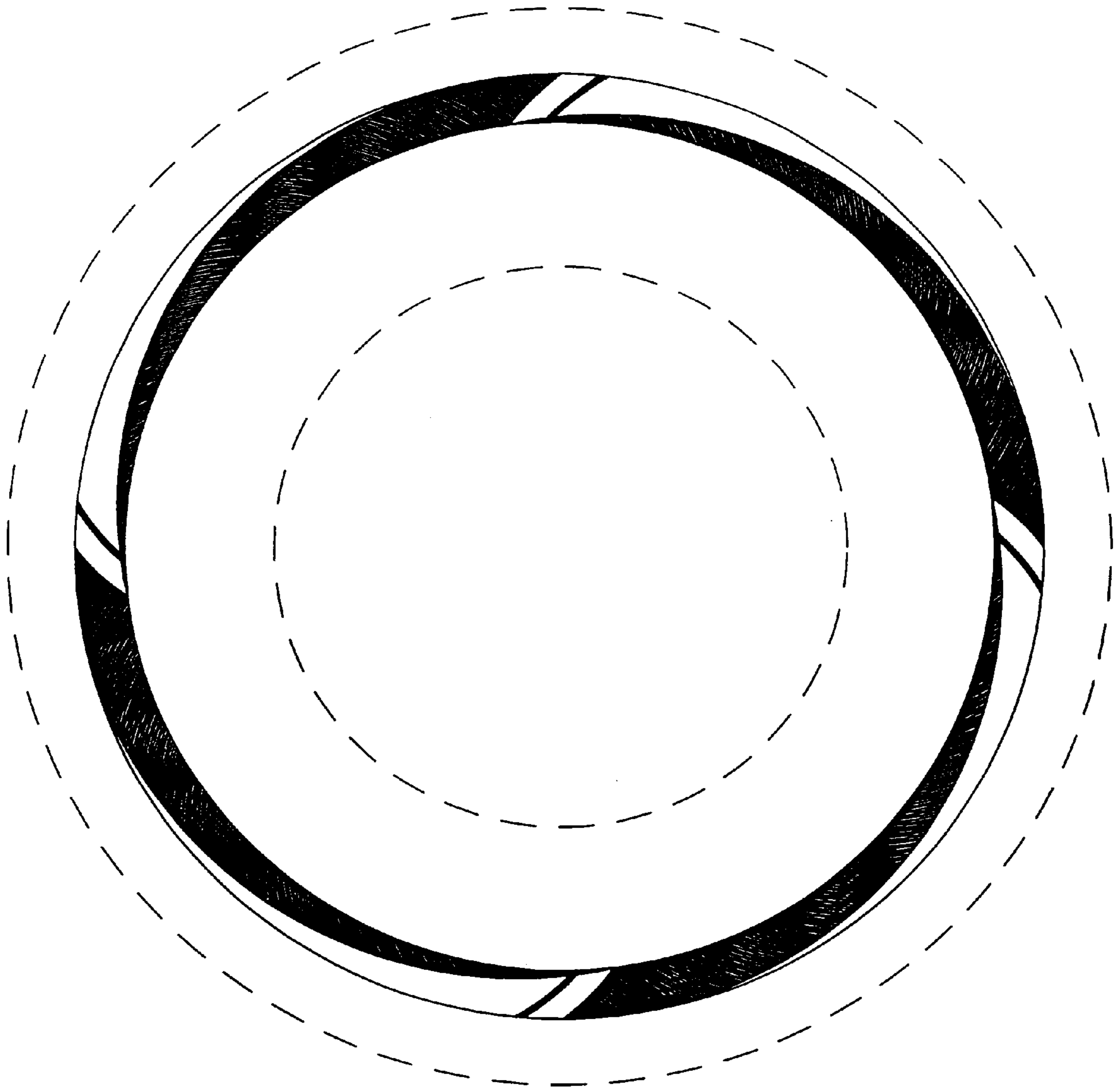


FIG. 3

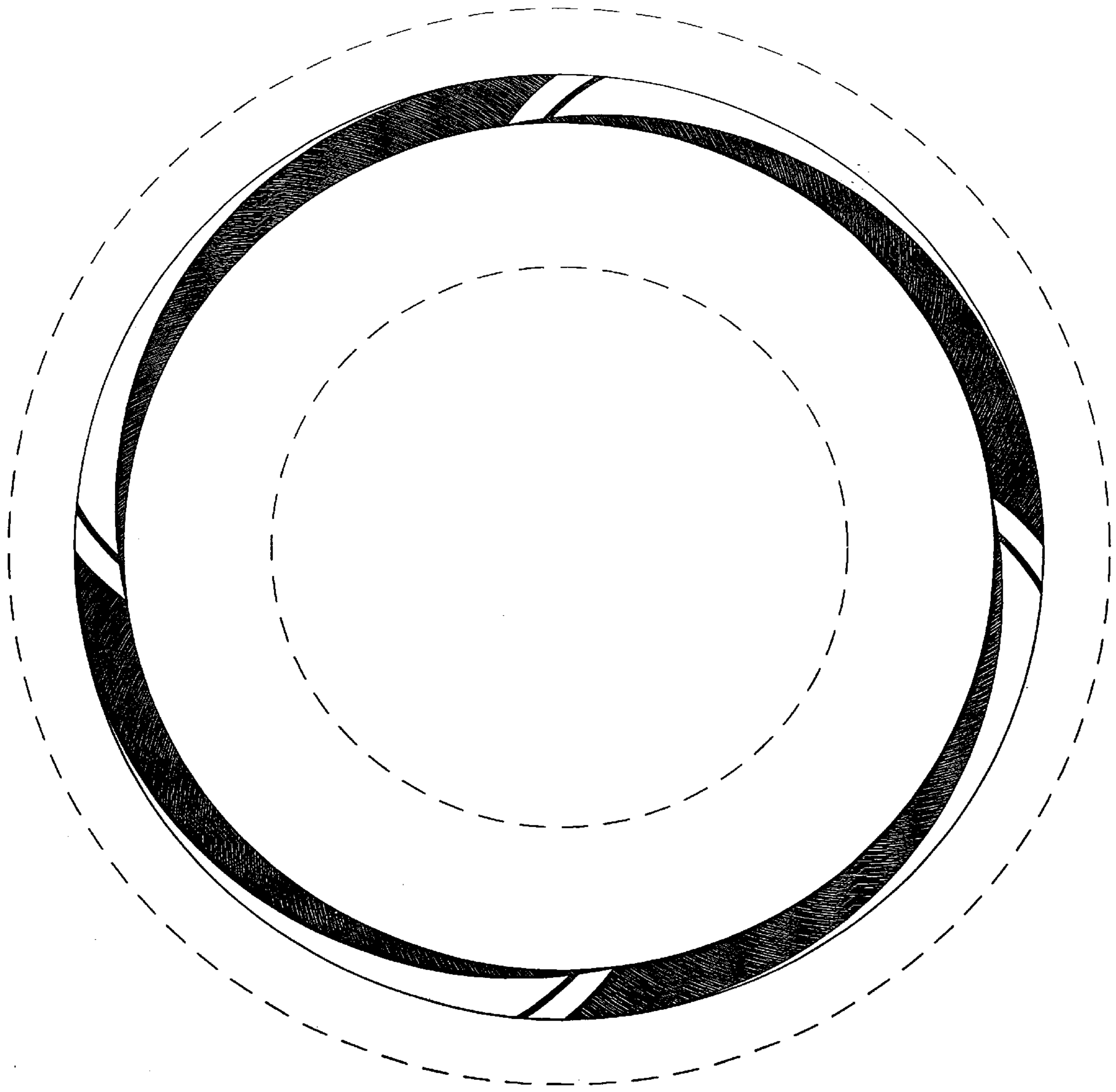


FIG. 4

