



US00D450033B1

(12) **United States Design Patent**
Graas et al.

(10) **Patent No.:** **US D450,033 S**

(45) **Date of Patent:** **** Nov. 6, 2001**

(54) **TIRE TREAD**

(75) Inventors: **Maurice Graas**, Reichlange (LU);
Laurent Colantonio, Bastogne (BE)

(73) Assignee: **The Goodyear Tire & Rubber Company**, Akron, OH (US)

(**) Term: **14 Years**

(21) Appl. No.: **29/126,218**

(22) Filed: **Jul. 11, 2000**

(51) **LOC (7) Cl.** **12-15**

(52) **U.S. Cl.** **D12/563**

(58) **Field of Search** D12/134-152;
152/209.1, 209.3, 209.9, 209.13, 209.25,
209.28

(56) **References Cited**

U.S. PATENT DOCUMENTS

D. 337,291	7/1993	Hirose	D12/147
D. 340,895	* 11/1993	Himuro et al.	D12/147
D. 354,261	1/1995	Graas	D12/147
D. 370,880	6/1996	Graas	D12/151
D. 389,790	1/1998	Himuro	D12/147
D. 390,172	2/1998	Johenning	D12/146
D. 390,815	2/1998	Ishikawa	D12/136
D. 395,857	7/1998	Yamakage	D12/147
D. 400,830	11/1998	Gerresheim et al.	D12/147
D. 409,954	5/1999	Murata	D12/141
D. 419,116	* 1/2000	Guspodin et al.	D12/147
D. 419,117	1/2000	Ratliff, Jr.	D12/147
D. 420,312	2/2000	Hara	D12/151
4,726,407	2/1988	Hayakawa et al.	152/209 R
4,832,099	5/1989	Matsumoto	152/209 R

5,131,443	7/1992	Kuhr et al.	152/209 R
5,152,854	10/1992	Matsumoto	152/209 R
5,154,783	10/1992	Kuhr et al.	152/209 R
5,421,391	6/1995	Himuro	152/209 R
5,609,699	3/1997	Himuro	152/209 R
6,123,129	* 9/2000	Himuro	152/209.28

FOREIGN PATENT DOCUMENTS

M 94 00 979 * 8/1994 (DE) .

OTHER PUBLICATIONS

Goodyear Eagle F1 GS-D2 Tire, 1999 Tread Design Guide, Jan. 1999, p. 36. 4/5.*

* cited by examiner

Primary Examiner—Robert M. Spear

(74) *Attorney, Agent, or Firm*—David E. Wheeler

(57) **CLAIM**

The ornamental Design for a tire tread, as shown and described.

DESCRIPTION

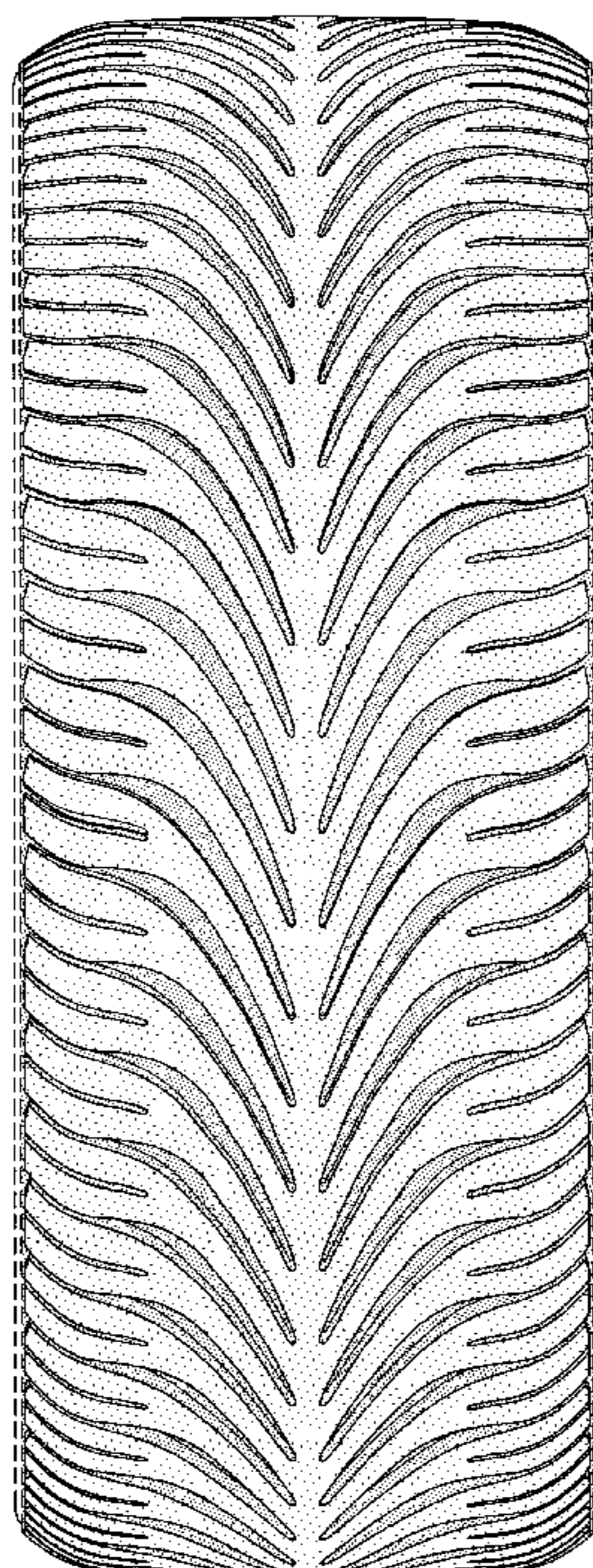
FIG. 1 is a perspective view of a tire tread showing our new design, it being understood that the pattern repeats uniformly throughout the circumference of the tread;

FIG. 2 is a front elevational view thereof; and,

FIG. 3 is a side elevational view thereof, the opposite side elevational view being a mirror image thereof.

In the drawings, the broken lines defining the inner bead of the sidewall and the peripheral boundary between the tire tread and the sidewall are for illustrative purposes only and form no part of the claimed design.

1 Claim, 3 Drawing Sheets



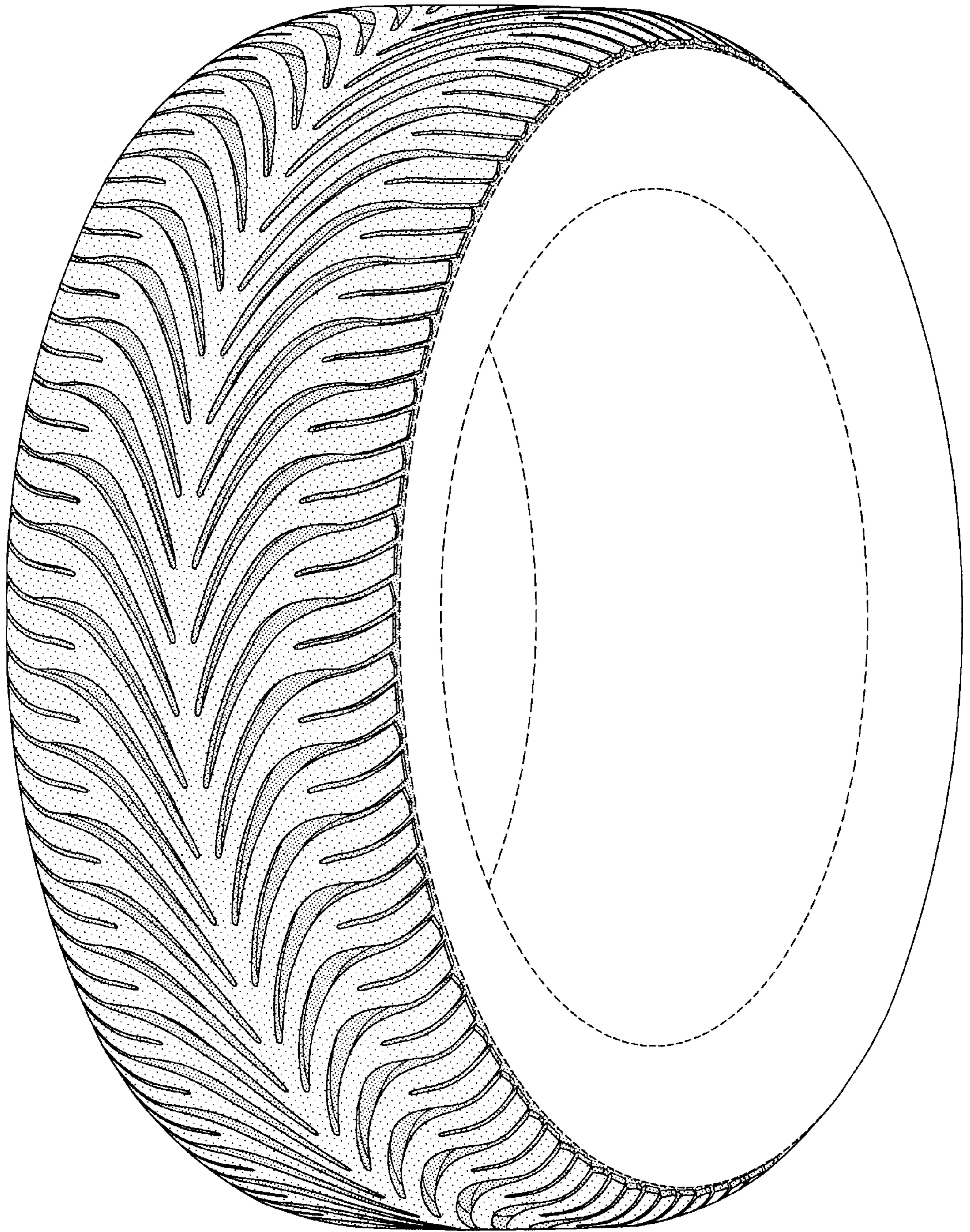


FIG-1




FIG-2

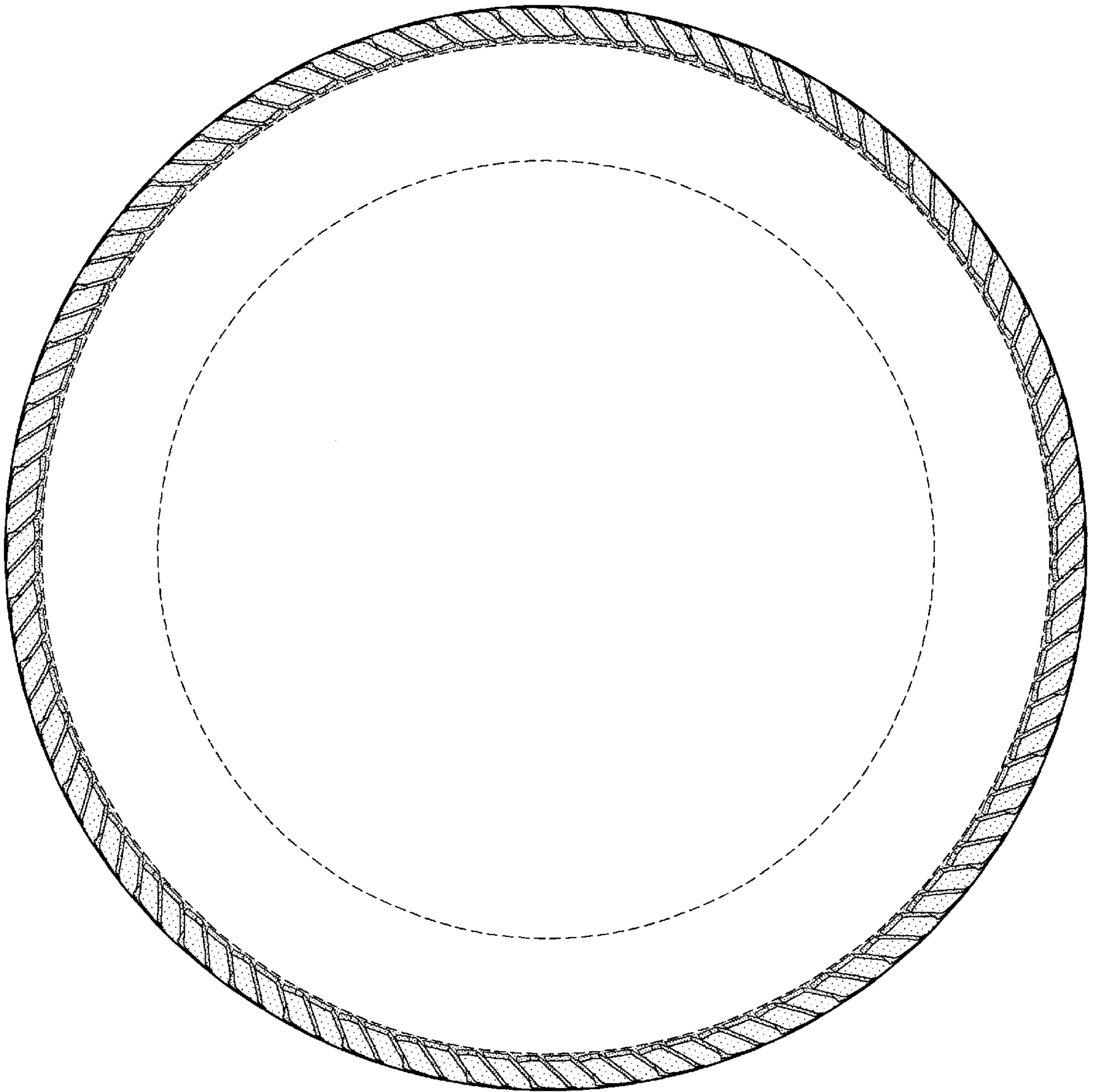


FIG-3