



US00D450032B1

(12) **United States Design Patent**
Heinen

(10) **Patent No.:** **US D450,032 S**

(45) **Date of Patent:** **** Nov. 6, 2001**

(54) **TIRE TREAD**

(75) **Inventor:** **Richard Heinen**, Habay-la-Neuve (BE)

(73) **Assignee:** **The Goodyear Tire & Rubber Company**, Akron, OH (US)

(**) **Term:** **14 Years**

(21) **Appl. No.:** **29/124,873**

(22) **Filed:** **Jun. 13, 2000**

(51) **LOC (7) Cl.** **12-15**

(52) **U.S. Cl.** **D12/550**

(58) **Field of Search** D12/134-152;
152/209.1, 209.3, 209.9, 209.13, 209.25,
209.28

(56) **References Cited**

U.S. PATENT DOCUMENTS

D. 330,882	11/1992	Hasegawa	D12/147
D. 331,035	11/1992	Suzuki	D12/147
D. 332,073	12/1992	Hasegawa	D12/147
D. 342,047	12/1993	Takahashi	D12/146
D. 350,100	8/1994	van Tuyl	D12/147
D. 350,103	* 8/1994	Graas	D12/151
D. 378,504	3/1997	Ochi et al.	D12/147
D. 387,023	12/1997	Sato et al.	D12/147
D. 388,039	12/1997	Ratliff, Jr.	D12/147
D. 403,625	1/1999	Ratliff, Jr.	D12/141
D. 409,956	* 5/1999	Gerresheim et al.	D12/147

D. 420,628	2/2000	Ratliff, Jr.	D12/147
D. 423,420	4/2000	Ratliff, Jr. et al.	D12/142
D. 431,800	* 10/2000	Heinen et al.	D12/147
5,837,074	11/1998	Uemura	152/209 R

OTHER PUBLICATIONS

Goodyear Eagle Ultra Grip Tire, Goodyear Internet Site [www.goodyear.com]. Downloaded Nov. 17, 1998.*

* cited by examiner

Primary Examiner—Robert M. Spear

(74) *Attorney, Agent, or Firm*—David E. Wheeler

(57) **CLAIM**

The ornamental design for a tire tread, as shown and described.

DESCRIPTION

FIG. 1 is a perspective view of a tire tread showing our new design, it being under stood that the pattern repeats uniformly throughout the circumference of the tread;

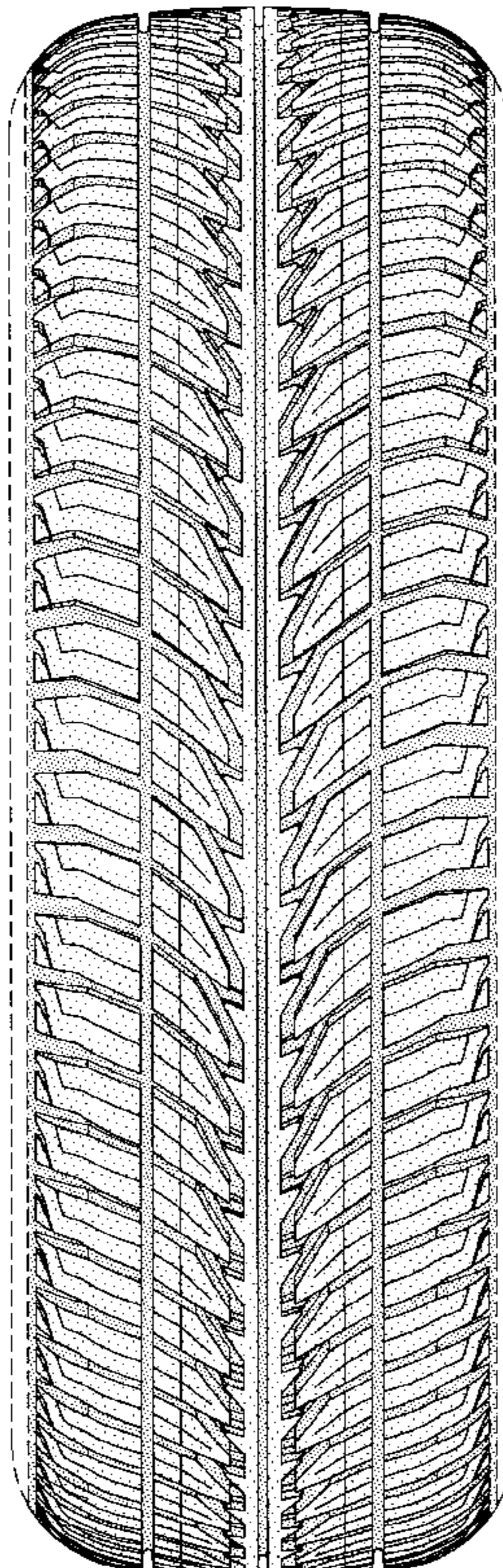
FIG. 2 is a front elevational view thereof;

FIG. 3 is a side elevational view thereof, the opposite side elevational view being a mirror image thereto; and,

FIG. 4 is an enlarged fragmentary perspective view.

In the drawings, the broken lines defining the inner bead of the sidewall and the peripheral boundary between the tire tread and the sidewall are for illustrative purposes only and form no part of the claimed design.

1 Claim, 4 Drawing Sheets



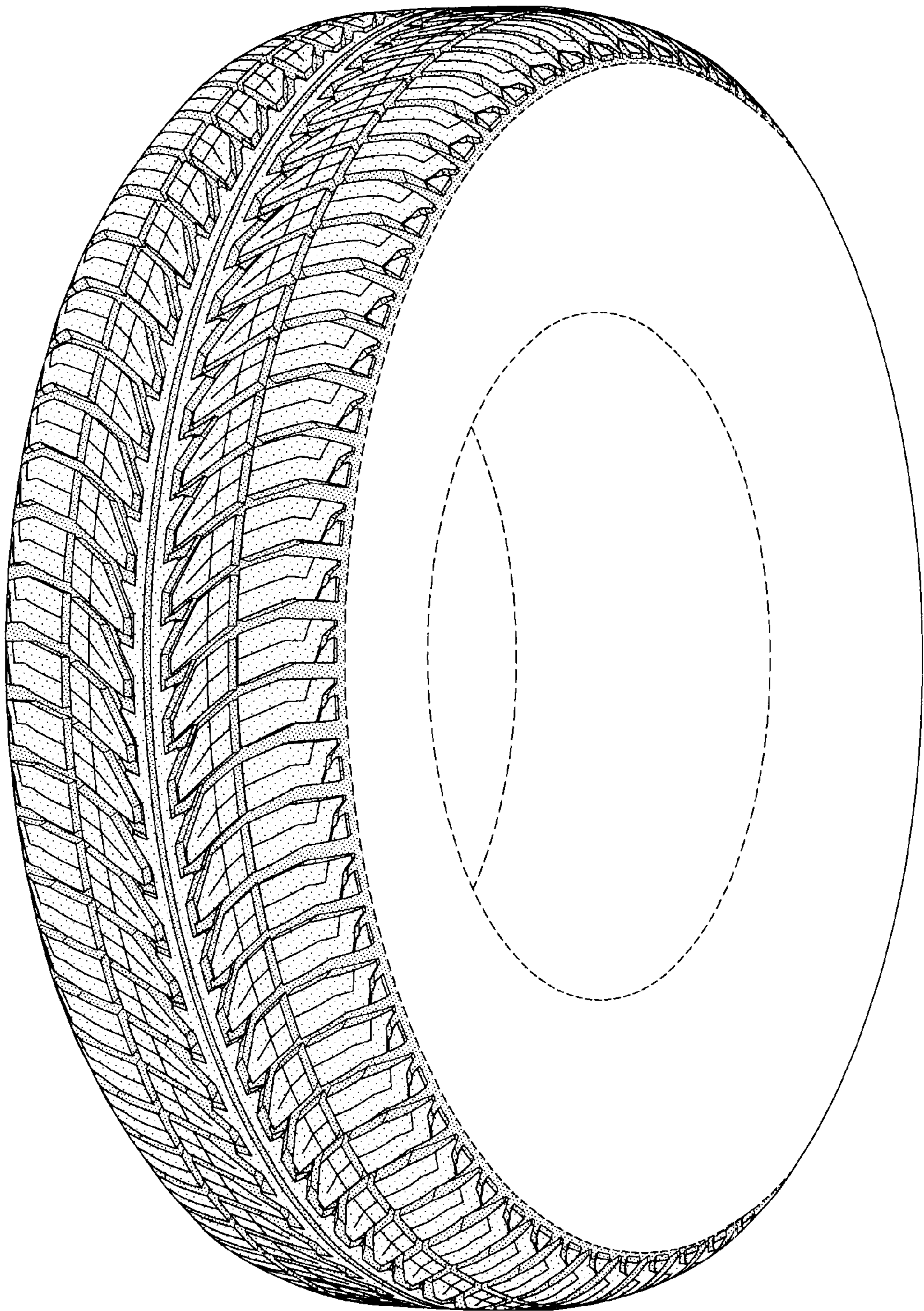


FIG-1

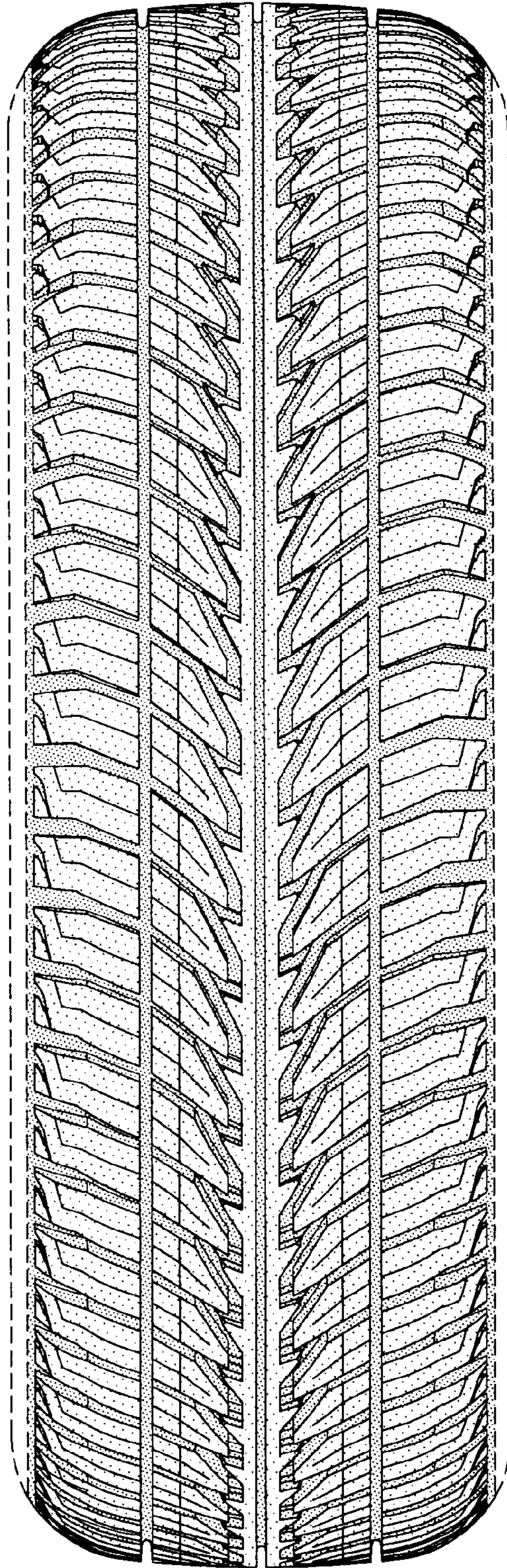


FIG-2

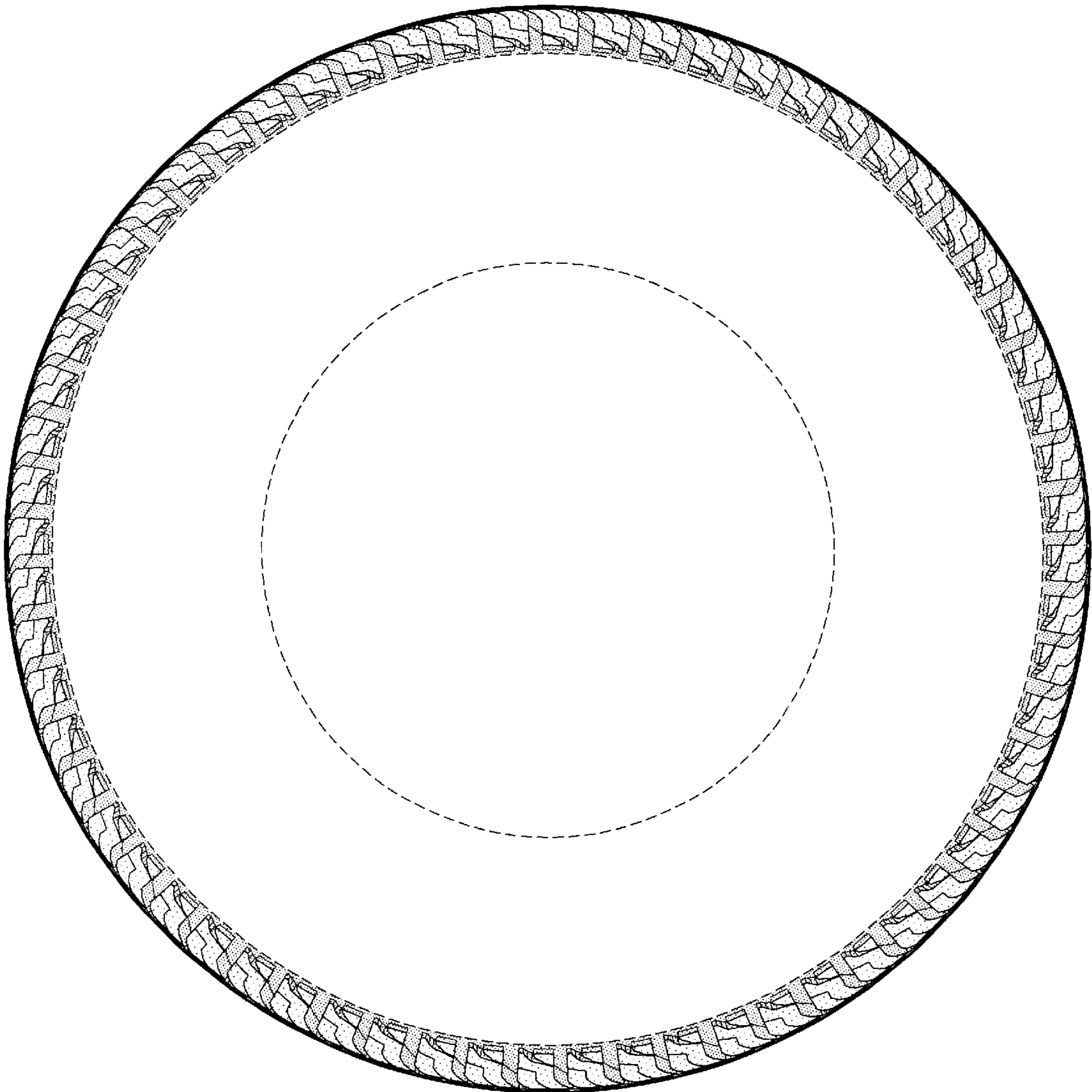


FIG-3

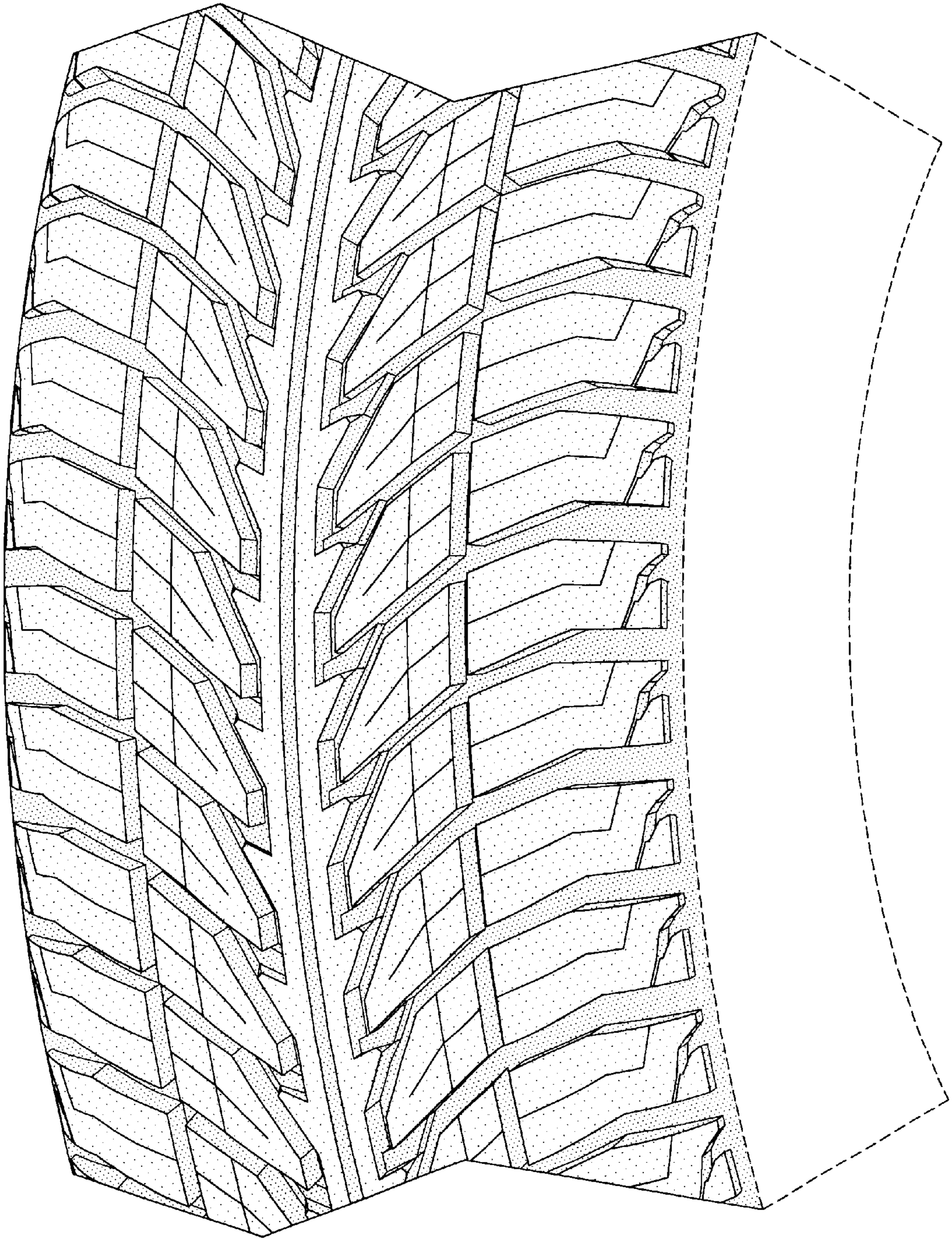


FIG-4