



US00D450022B1

(12) **United States Design Patent**
Nagayama

(10) **Patent No.:** **US D450,022 S**

(45) **Date of Patent:** **** Nov. 6, 2001**

(54) **ADJUSTABLE REAR VIEW MIRROR**

5,245,479 * 9/1993 Falanga 359/838

(76) Inventor: **Koukichi Nagayama**, 1-3-12-3F,
Minamishinden, Daito-shi, Osaka (JP)

* cited by examiner

(**) Term: **14 Years**

Primary Examiner—Alan P. Douglas

Assistant Examiner—Clare E. Heflin

(21) Appl. No.: **29/134,901**

(74) *Attorney, Agent, or Firm*—Saidman DesignLaw Group

(22) Filed: **Dec. 29, 2000**

(30) **Foreign Application Priority Data**

Jul. 3, 2000 (JP) 12-021923

(51) **LOC (7) Cl.** **12-16**

(52) **U.S. Cl.** **D12/187**

(58) **Field of Search** D12/187, 188,
D12/189; D6/300, 309; D28/64.6; 248/475.1,
479, 480, 481, 483, 487, 494; 359/838,
841, 843, 844, 850, 868, 871, 872, 874,
876, 877, 881, 604

(56) **References Cited**

U.S. PATENT DOCUMENTS

5,210,655 * 5/1993 Mishali 359/850

(57) **CLAIM**

The ornamental design for an adjustable rear view mirror, as shown and described.

DESCRIPTION

FIG. 1 is a front view of an adjustable rear view mirror showing my new design;
FIG. 2 is a rear view thereof;
FIG. 3 is a right side view thereof;
FIG. 4 is a left side view thereof;
FIG. 5 is a top view thereof;
FIG. 6 is a bottom view thereof; and,
FIG. 7 is a rear perspective view thereof showing a side portion of my design in a slightly folded position.

1 Claim, 2 Drawing Sheets

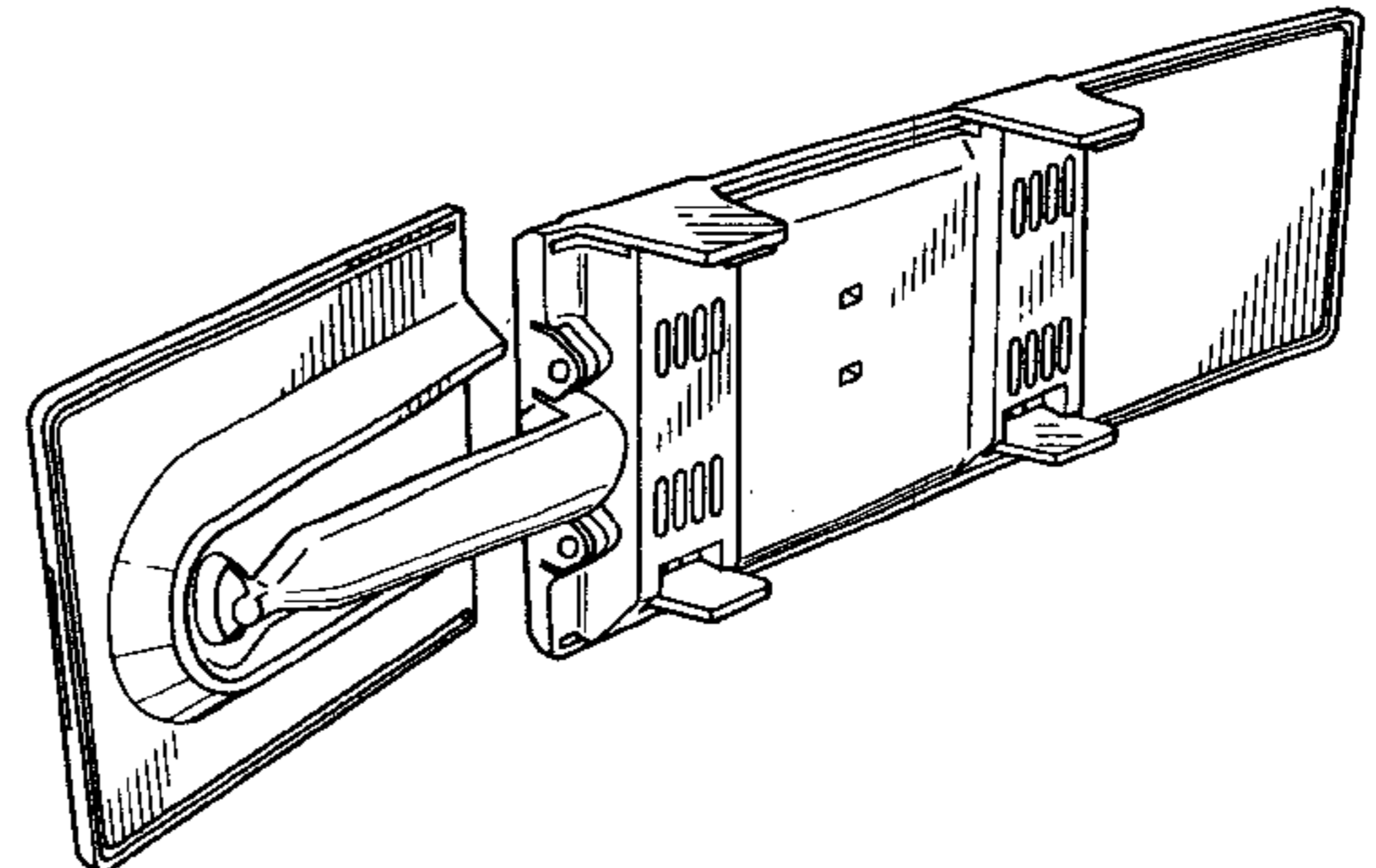



FIG. 1

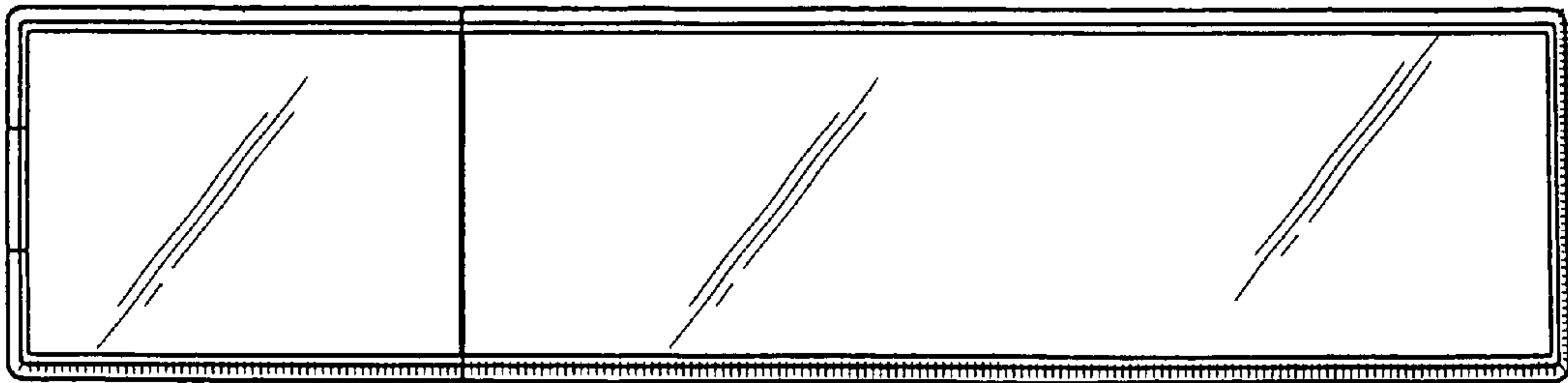


FIG. 2

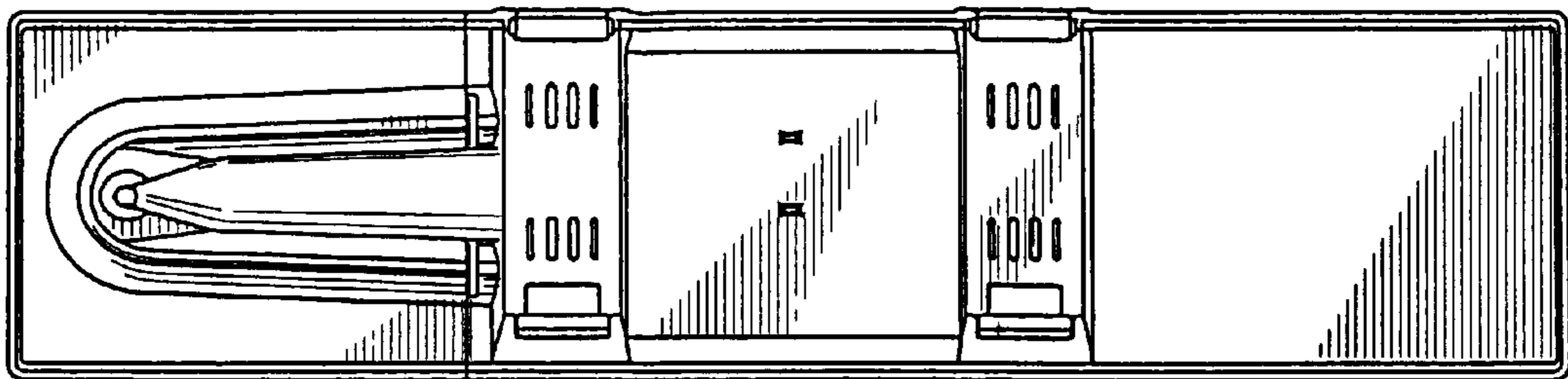


FIG. 3

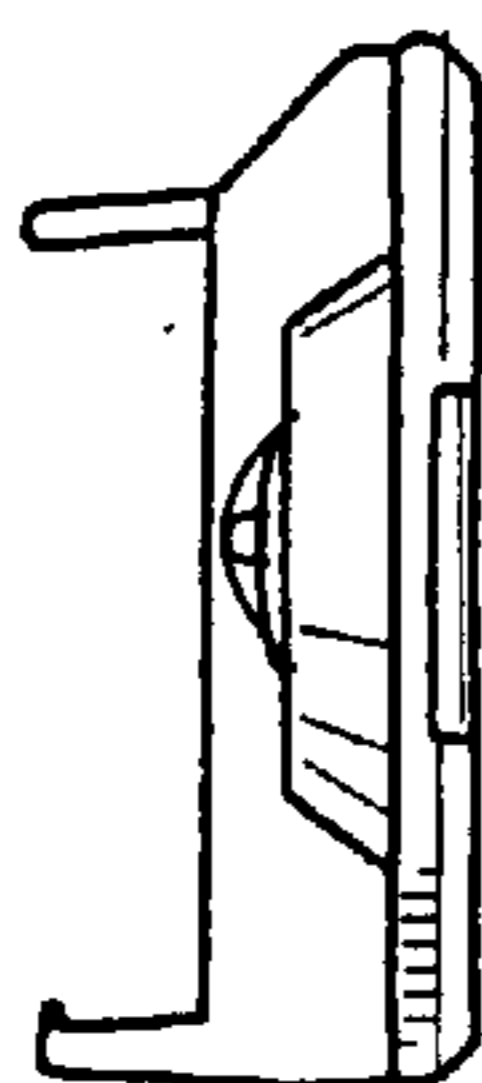


FIG. 4



FIG. 5




FIG. 6




FIG. 7

