



US00D450018B1

(12) **United States Design Patent**  
**Harris et al.**

(10) **Patent No.: US D450,018 S**

(45) **Date of Patent: \*\* Nov. 6, 2001**

(54) **TIRE TREAD**

4,308,083 12/1981 Toth, Jr. .... 156/129

(75) Inventors: **Ronald Thomas Harris**, Greenspring, WV (US); **Adrian Thomas O'Neill**, Maumee; **Paul Bryson Allen**, Akron, both of OH (US)

(73) Assignee: **The Goodyear Tire & Rubber Company**, Akron, OH (US)

(\*\*) Term: **14 Years**

(21) Appl. No.: **29/120,053**

(22) Filed: **Mar. 13, 2000**

(51) **LOC (7) Cl. .... 12-15**

(52) **U.S. Cl. .... D12/147**

(58) **Field of Search .... D12/134-152;**  
152/209.1, 209.9, 209.12, 209.22, 209.25

(56) **References Cited**

**U.S. PATENT DOCUMENTS**

D. 283,698	*	5/1986	Kawabata et al. ....	D12/147
D. 287,580		1/1987	Cain .....	D12/147
D. 331,554		12/1992	Dixon .....	D12/147
D. 334,362		3/1993	Stone et al. ....	D12/147
D. 366,438		1/1996	McKisson .....	D12/146
D. 372,007		7/1996	van der Meer et al. ....	D12/146
D. 380,181		6/1997	Maruyama et al. ....	D12/146
D. 388,373		12/1997	Breny et al. ....	D12/147
D. 420,953	*	2/2000	Poling .....	D12/147

**OTHER PUBLICATIONS**

Medalist All Season SR4 Tire, Tread Design Guide, Jan. 1999, p. 48. 1/1.\*

Sigma Zovac HP Tire, Tread Design Guide, Jan. 1999, p. 67. 1/3.\*

\* cited by examiner

*Primary Examiner*—Robert M. Spear

(74) *Attorney, Agent, or Firm*—David E. Wheeler

(57) **CLAIM**

The ornamental design for a tire tread, as shown and described.

**DESCRIPTION**

FIG. 1 is a perspective view of a tire tread showing our new design, it being understood that the pattern repeats uniformly throughout the circumference of the tread;

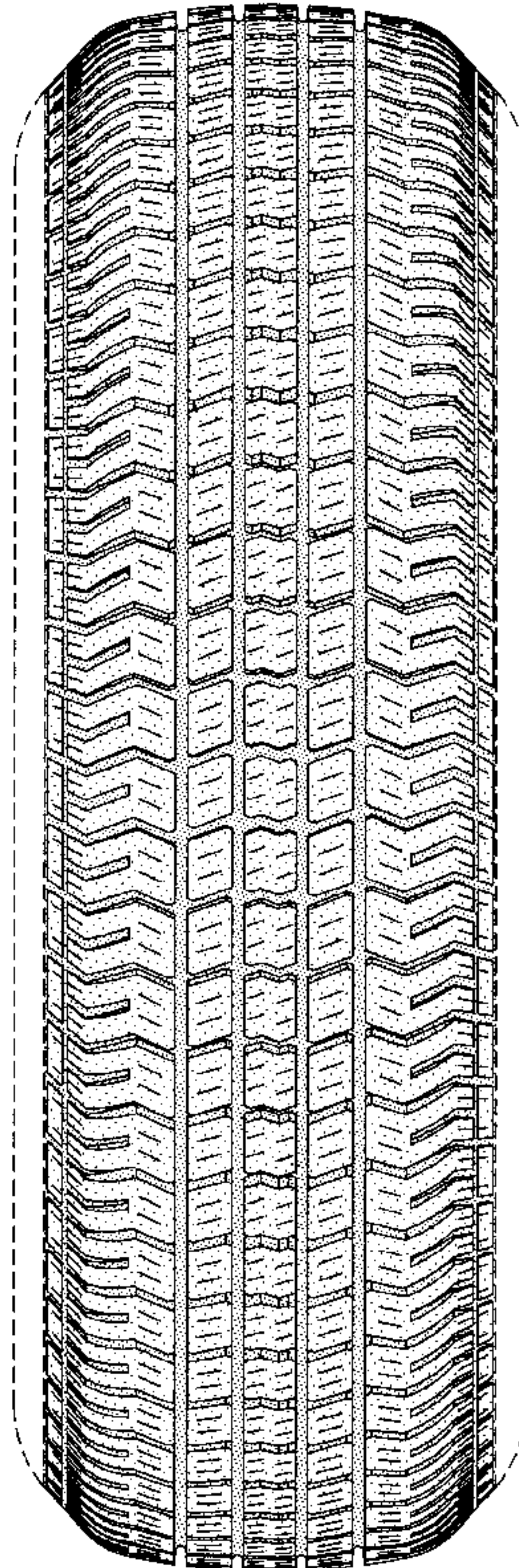
FIG. 2 is a front elevational view thereof;

FIG. 3 is a side elevational view thereof, the opposite side elevational view being identical thereto; and,

FIG. 4 is an enlarged fragmentary perspective view.

In the drawings, the broken lines defining the inner bead of the sidewall and the peripheral boundary between the tire tread and the sidewall are for illustrative purposes only and form no part of the claimed design.

**1 Claim, 4 Drawing Sheets**





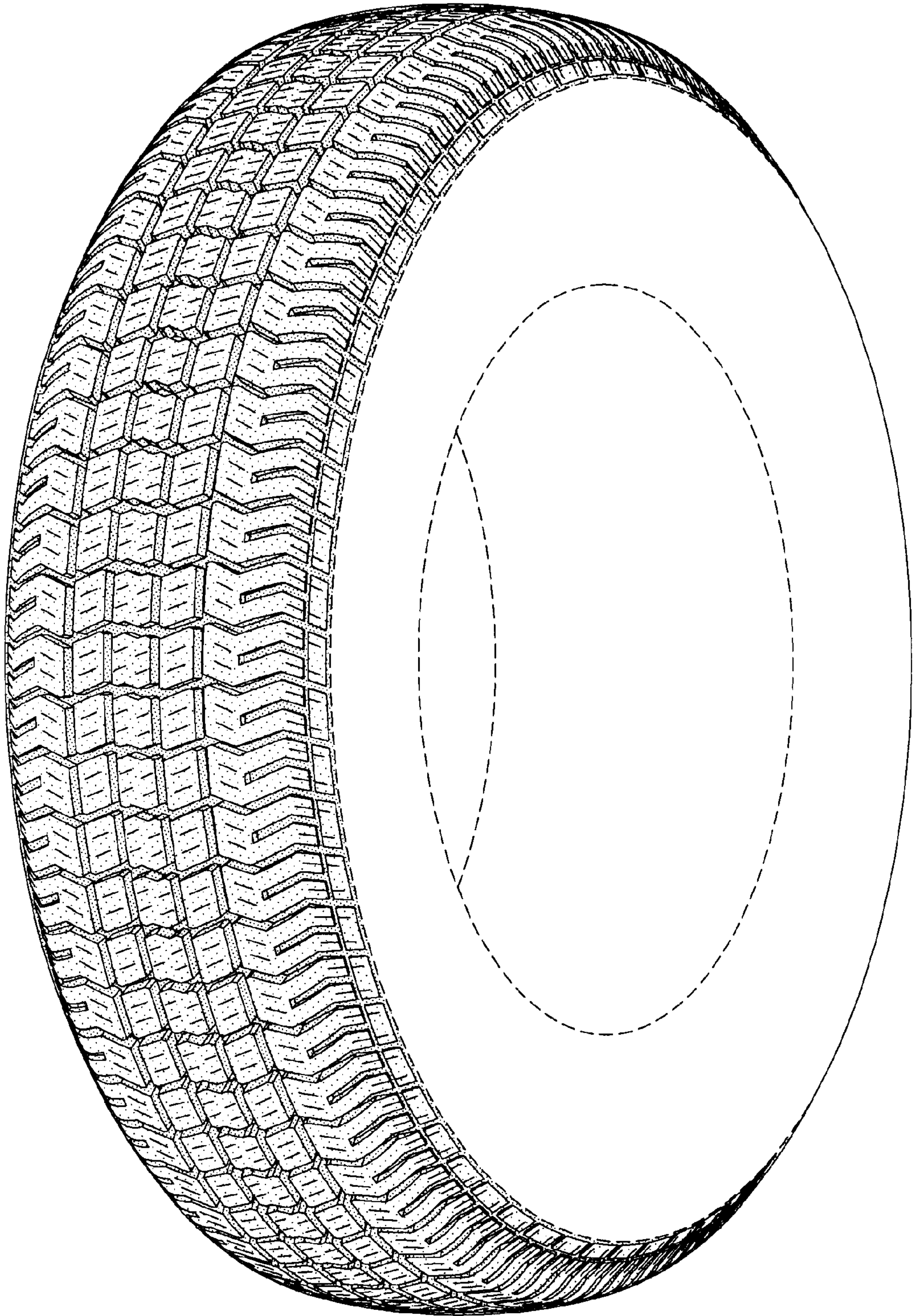


FIG-1



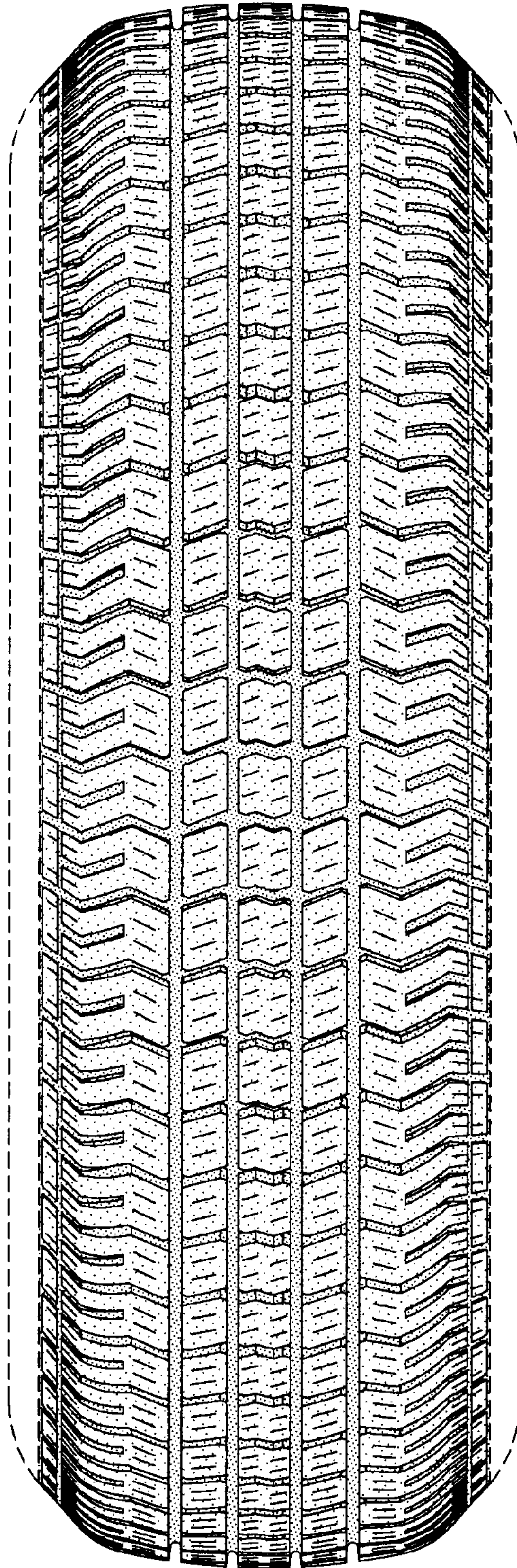


FIG-2

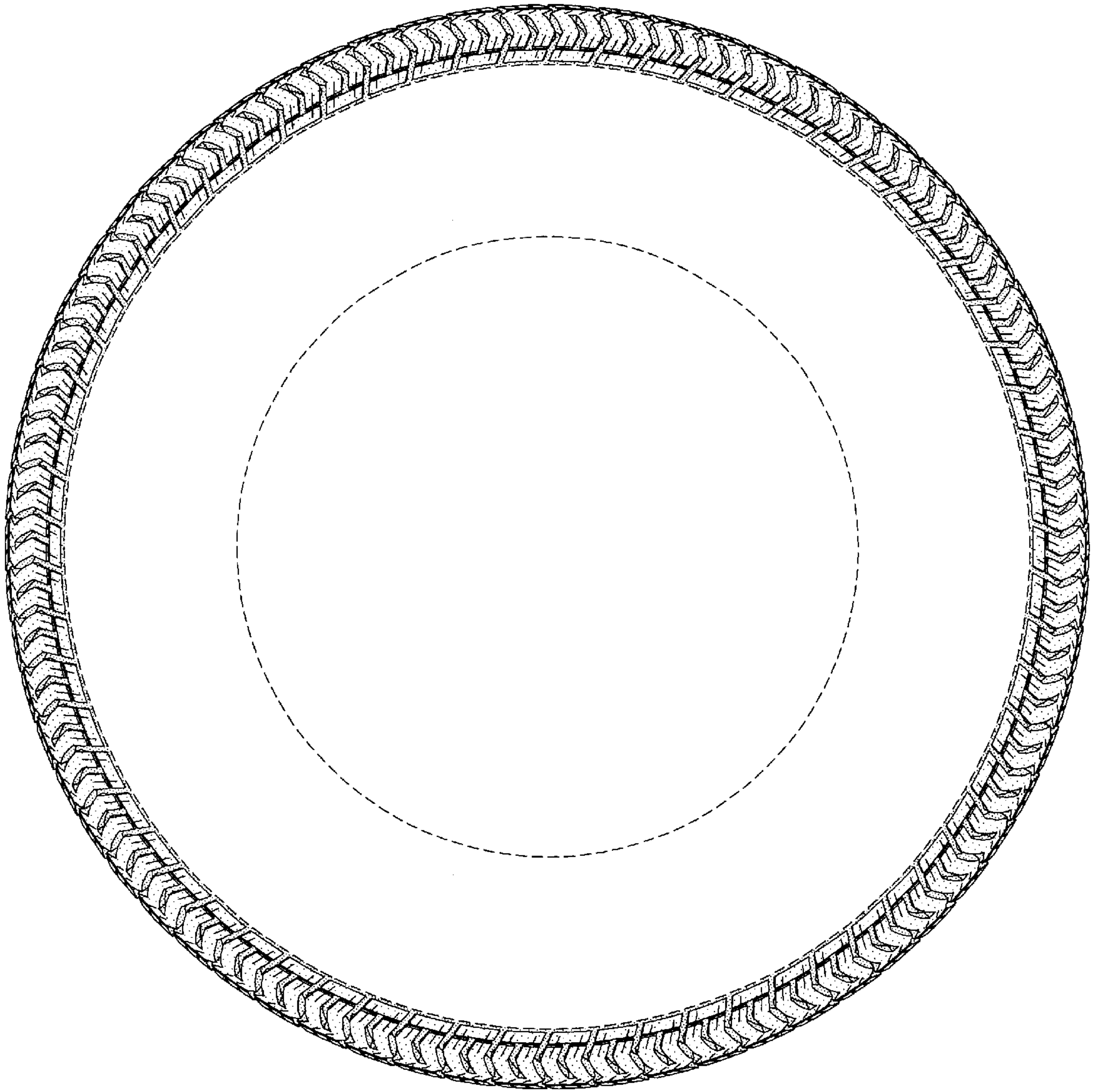


FIG-3



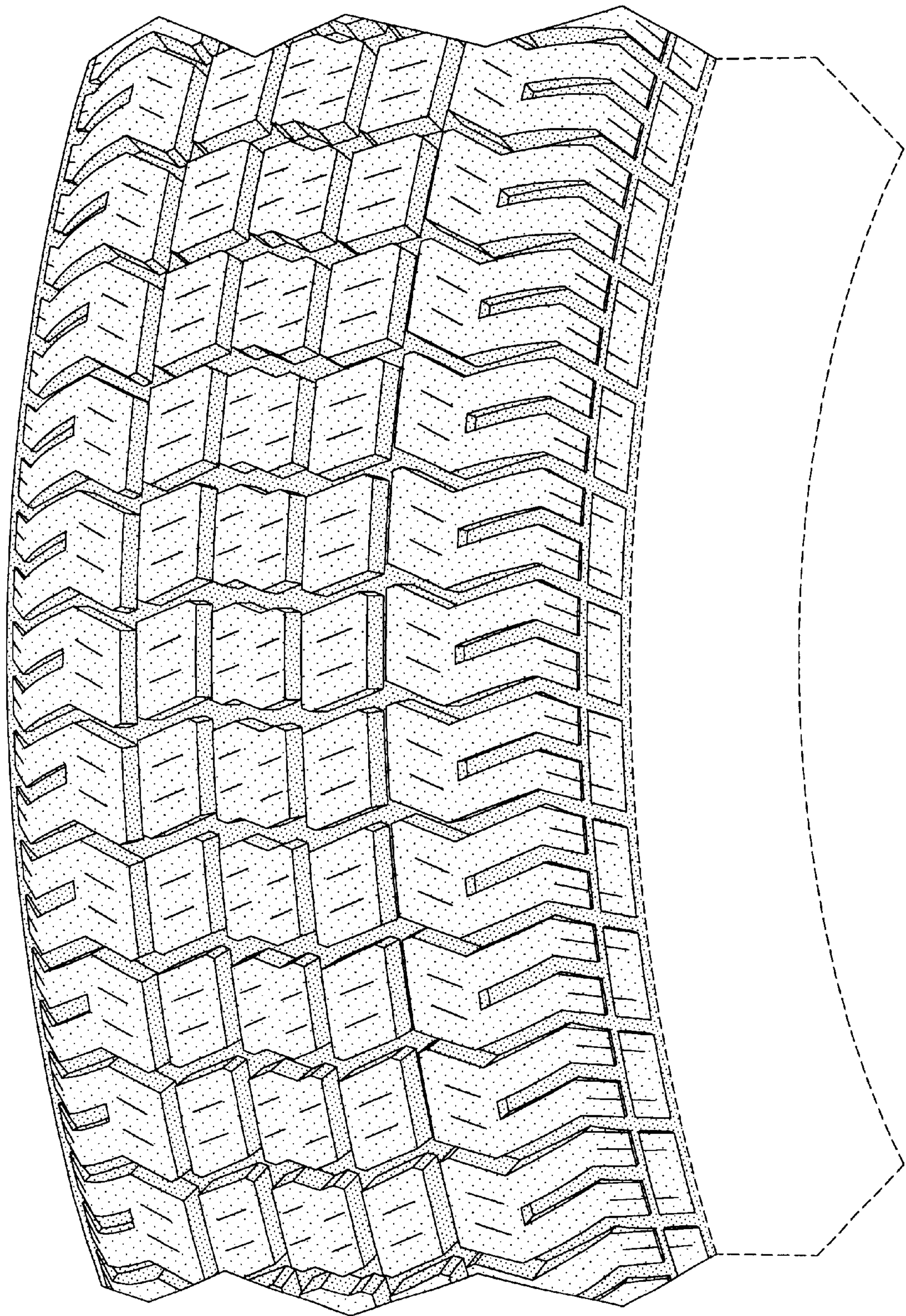


FIG-4