



US00D450014B1

(12) **United States Design Patent**
Chiappetta et al.

(10) **Patent No.:** **US D450,014 S**

(45) **Date of Patent:** **** Nov. 6, 2001**

(54) **DIRECT-DRIVE BICYCLE**

(75) Inventors: **Gary T. Chiappetta**, Hinsdale; **Robert F. Pasin**, Oak Park, both of IL (US)

(73) Assignee: **Radio Flyer Inc.**, Chicago, IL (US)

(**) Term: **14 Years**

(21) Appl. No.: **29/130,564**

(22) Filed: **Oct. 4, 2000**

(51) **LOC (7) Cl.** **12-11**

(52) **U.S. Cl.** **D12/111**

(58) **Field of Search** D12/111, 112,
D12/113; D21/432, 435; 280/210, 211,
270, 278, 281.1, 282, 293

(56) **References Cited**

U.S. PATENT DOCUMENTS

4,730,840 * 3/1988 Goldmeier 280/210

* cited by examiner

Primary Examiner—Alan P. Douglas

Assistant Examiner—Linda Brooks

(74) *Attorney, Agent, or Firm*—Piper Marbury Rudnick & Wolfe

(57) **CLAIM**

The ornamental design for a direct-drive bicycle, as shown.

DESCRIPTION

FIG. 1 is a perspective view of our direct-drive bicycle showing our new design;

FIG. 2 is a side elevational view of the bicycle;

FIG. 3 is a side elevational view of the bicycle;

FIG. 4 is a front elevational view of the bicycle;

FIG. 5 is a rear elevational view of the bicycle;

FIG. 6 is a top plan view of the bicycle; and,

FIG. 7 is a bottom plan view of the bicycle.

1 Claim, 4 Drawing Sheets



FIG. 1




FIG.2




FIG.3




FIG. 5

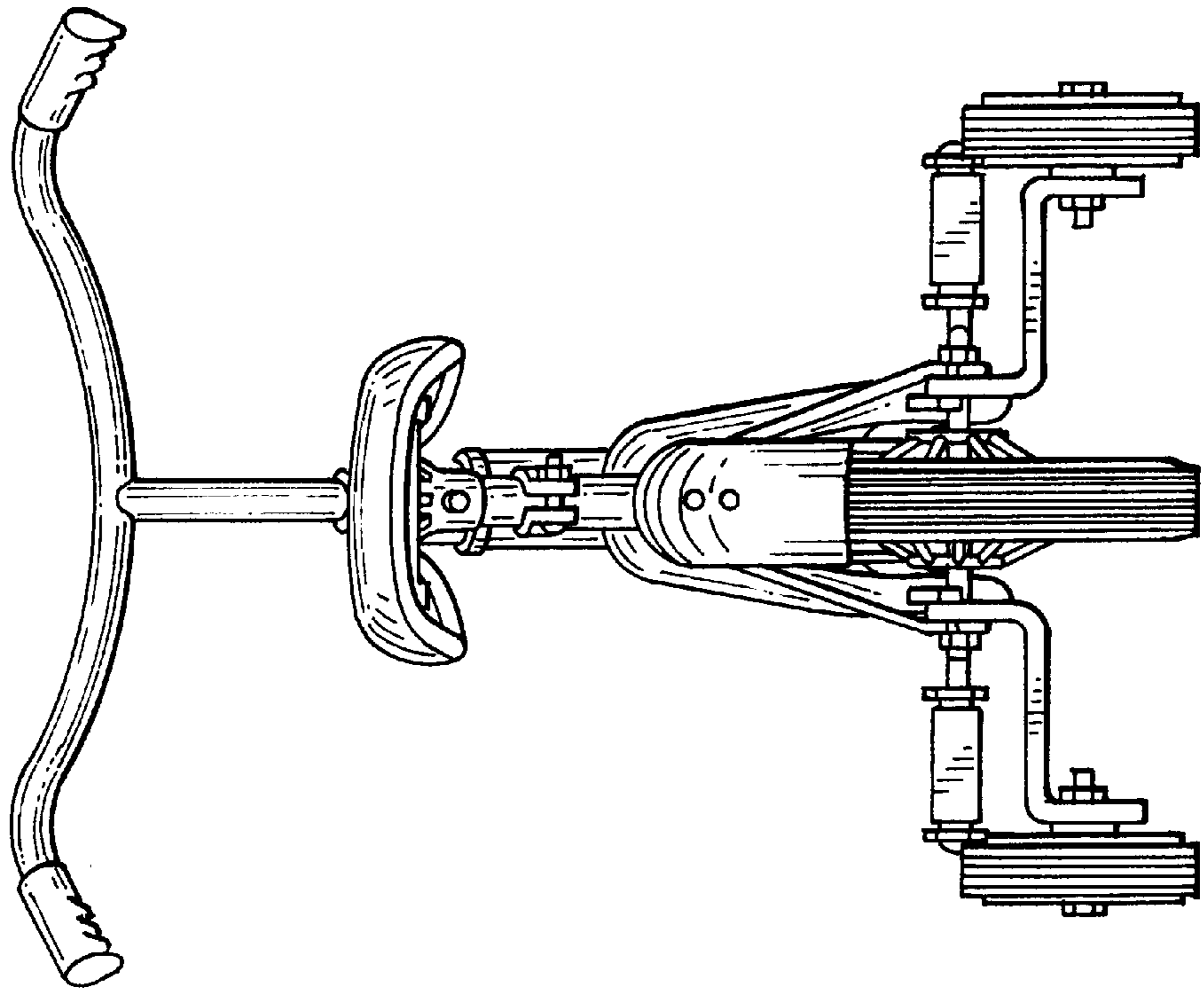


FIG. 4

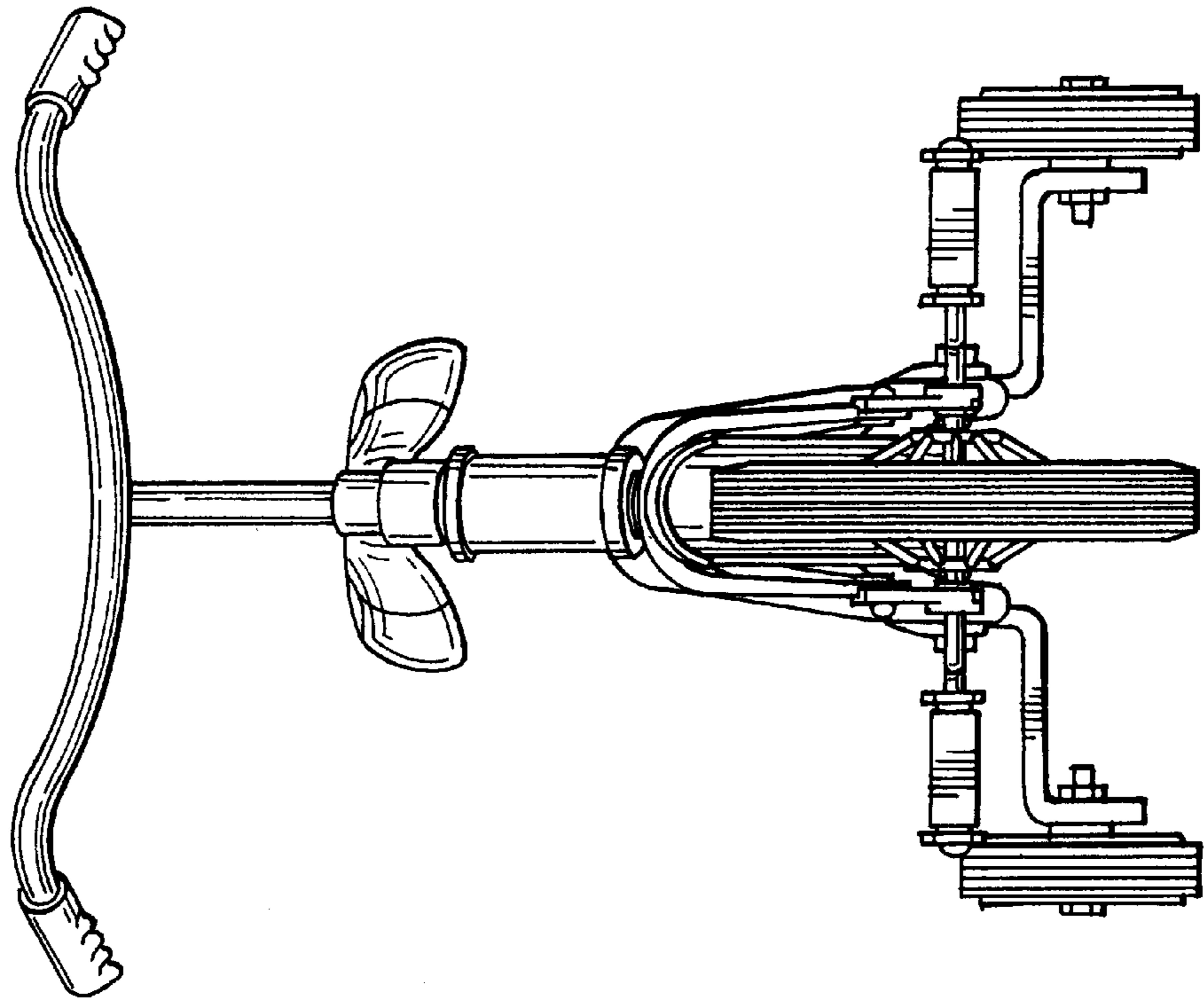


FIG. 6

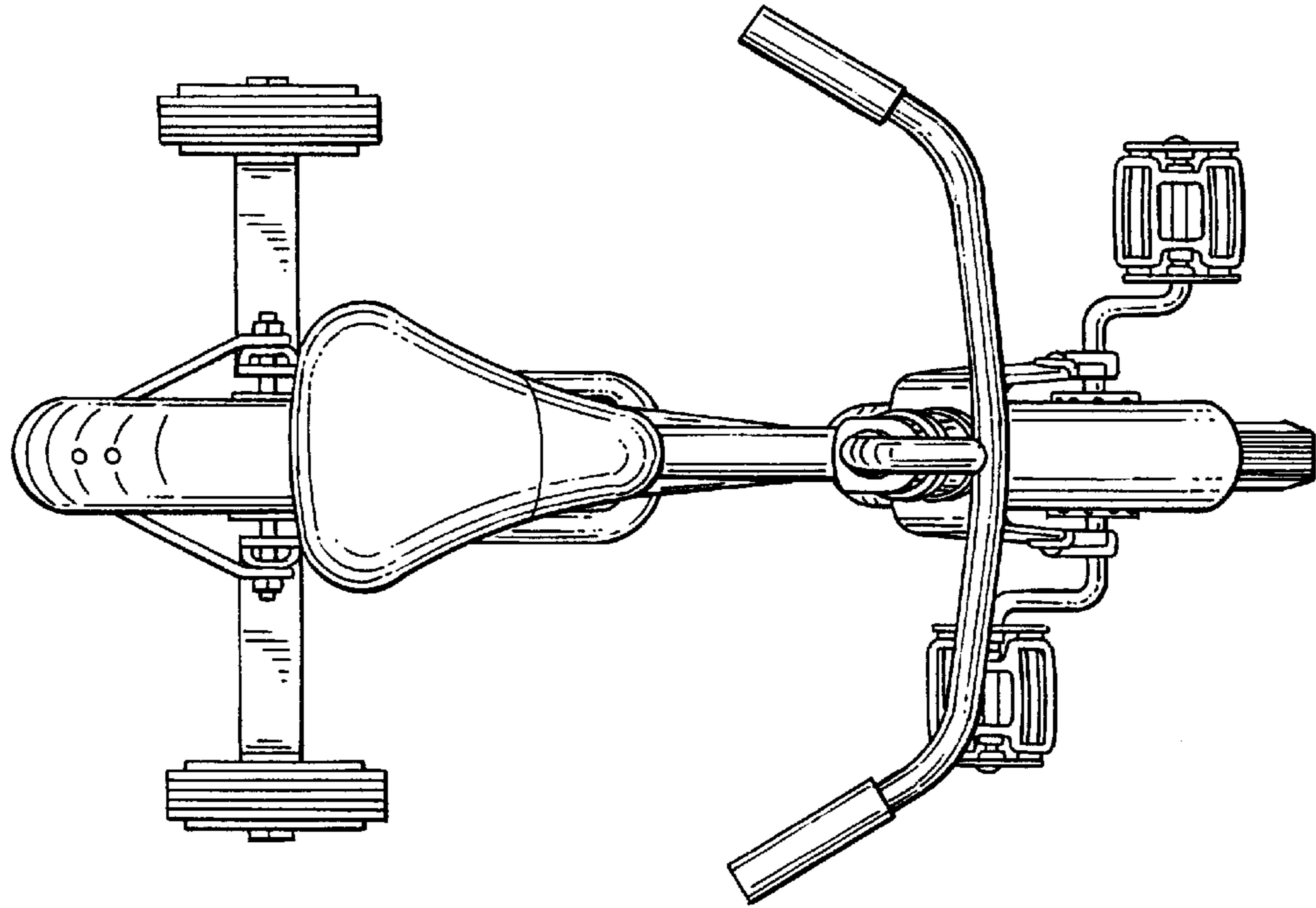


FIG. 7

