



US00D450012B1

(12) **United States Design Patent**
Matei

(10) **Patent No.:** **US D450,012 S**

(45) **Date of Patent:** **** Nov. 6, 2001**

(54) **PORTION OF A VEHICLE EXTERIOR**

(75) Inventor: **Catalin Matei**, Redondo Beach, CA
(US)

(73) Assignee: **Honda Giken Kogyo Kabushiki Kaisha** (JP)

(**) Term: **14 Years**

(21) Appl. No.: **29/134,060**

(22) Filed: **Dec. 14, 2000**

Related U.S. Application Data

(63) Continuation of application No. 29/122,110, filed on Apr. 20, 2000.

(51) **LOC (7) Cl.** **12-08**

(52) **U.S. Cl.** **D12/91**

(58) **Field of Search** D12/90-92, 98;
296/185

(56) **References Cited**

U.S. PATENT DOCUMENTS

D. 420,939 * 2/2000 Faurote et al. D12/91

D. 422,241 * 4/2000 Uematsu et al. D12/91

D. 422,533 * 4/2000 Uematsu et al. D12/91

D. 424,980 * 5/2000 Hunter et al. D12/91

* cited by examiner

Primary Examiner—Melody N. Brown

(74) *Attorney, Agent, or Firm*—Banner & Witcoff, Ltd.

(57) **CLAIM**

The ornamental design for a portion of a vehicle exterior, as shown and described.

DESCRIPTION

FIG. 1 is a perspective view of a portion of a vehicle exterior showing our new design;

FIG. 2 is a side elevational view thereof, the opposite side being a mirror image;


FIG. 3 is a front elevational view thereof;

FIG. 4 is a rear elevational view thereof; and,

FIG. 5 is a top plan view thereof.

The broken line showing of the remainder of the vehicle including the wheels and tires is for illustrative purposes only and forms no part of the claimed design.

1 Claim, 4 Drawing Sheets



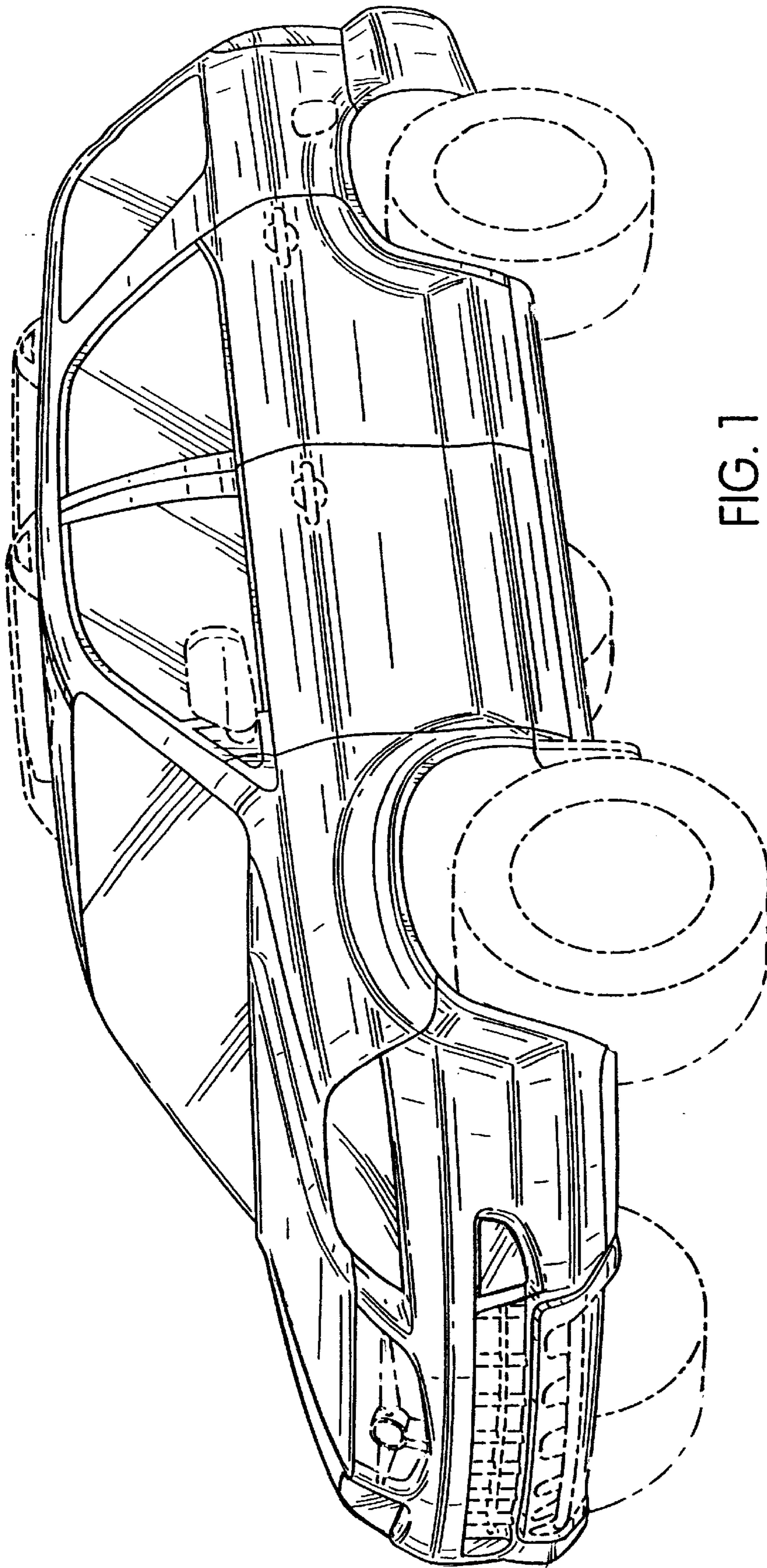


FIG. 1

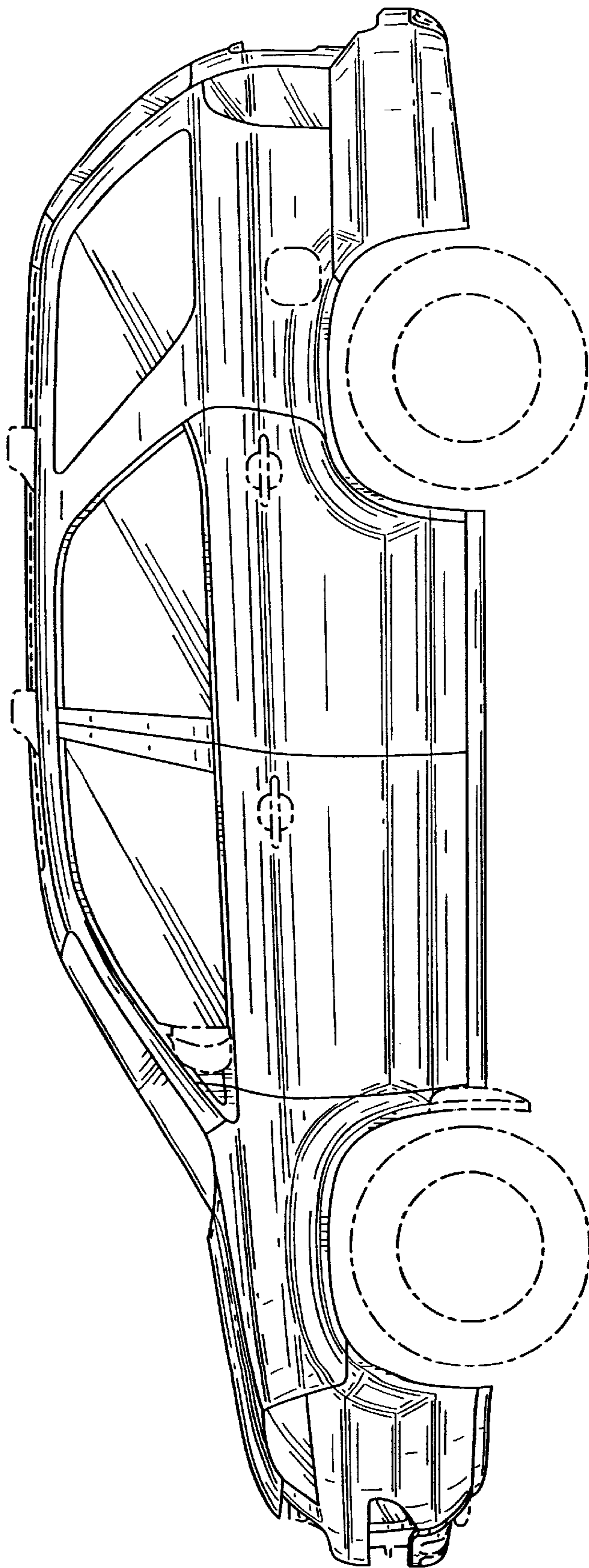


FIG. 2




FIG. 3




FIG. 4

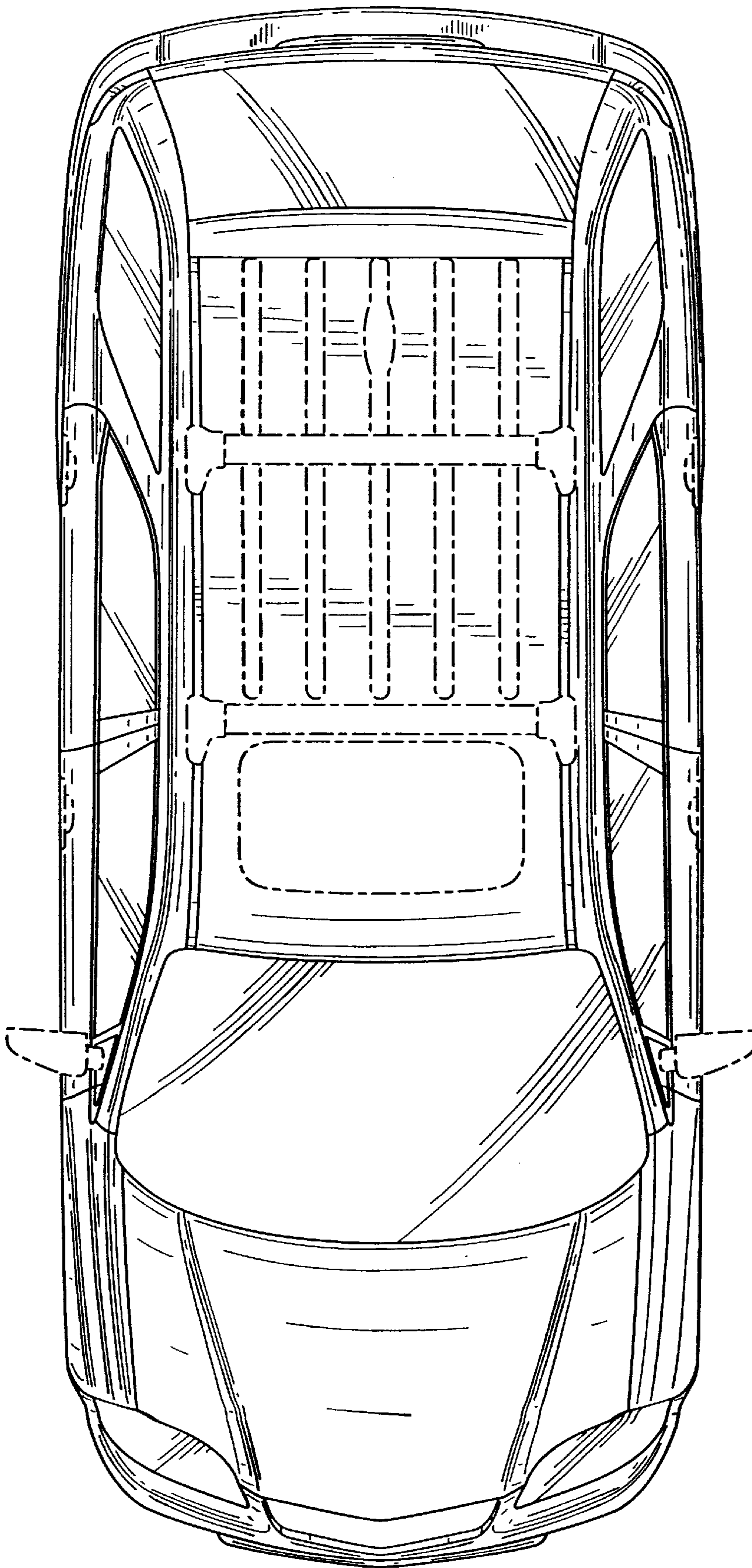


FIG. 5