



US00D44999B1

(12) **United States Design Patent** (10) **Patent No.:** **US D449,999 S**
Ng (45) **Date of Patent:** **** Nov. 6, 2001**

(54) **WRIST WATCH**

(75) Inventor: **Albert Pun Tak Ng**, Pokfulam (HK)

(73) Assignee: **Golden State International**, Oakland, CA (US)

(**) Term: **14 Years**

(21) Appl. No.: **29/122,896**

(22) Filed: **May 5, 2000**

(51) **LOC (7) Cl.** **10-02**

(52) **U.S. Cl.** **D10/32**

(58) **Field of Search** D10/1-40, 122-132;
D11/3-25; 63/1.1, 3, 5, 11; 368/276-277,
280-282, 285

(56) **References Cited**

U.S. PATENT DOCUMENTS

D. 349,246	*	8/1994	Nakai	D10/38
D. 355,376	*	2/1995	Nakai	D10/38
D. 386,692	*	11/1997	Kume et al.	D10/30
D. 411,115	*	6/1999	Houlihan et al.	D10/30
D. 433,342	*	11/2000	Fox	D10/30
D. 434,674	*	12/2000	Shiraishi	D10/30

* cited by examiner

Primary Examiner—Nelson C. Holtje

(74) *Attorney, Agent, or Firm*—Gray Cary Ware & Freidenrich LLP

(57) **CLAIM**

The ornamental design for a wrist watch, as shown.

DESCRIPTION

FIG. 1 is perspective view from the left side showing the new design;
 FIG. 2 is a partial perspective view from the right side thereof;
 FIG. 3 is a top plan view of the new design;
 FIG. 4 is a bottom plan view of the new design;
 FIG. 5 is a partial side view of the left side thereof;
 FIG. 6 is a partial side view of the right side thereof;
 FIG. 7 is an end perspective view from the free-end of the strap thereof;
 FIG. 8 is an end perspective view from the buckle-end of the strap thereof;
 FIG. 9 is a enlarged partial top plan view thereof;
 FIG. 10 is an enlarged partial right side perspective view thereof;
 FIG. 11 is an enlarged partial left side perspective view thereof; and,
 FIG. 12 is another enlarged partial right side perspective view thereof.

1 Claim, 6 Drawing Sheets






FIG. 1



FIG. 2



FIG. 3



FIG. 4




FIG. 5




FIG. 6



FIG. 7



FIG. 8



FIG. 9



FIG. 10



FIG. 11



FIG. 12