



US00D449980B1

(12) **United States Design Patent**
Piccioli et al.

(10) **Patent No.:** **US D449,980 S**

(45) **Date of Patent:** **** Nov. 6, 2001**

(54) **BOTTLE PORTION**

(75) Inventors: **David P. Piccioli**, Auburn; **Suppayan M. Krishnakumar**, Nashua; **Wayne N. Collette**, Merrimack, all of NH (US); **Gerald Zboch**, Barrington, IL (US); **Robert G. Di Canio**, Naperville, IL (US); **Robert C. Boynton**, Grayslake, IL (US); **Jennifer Macritchie**, Winnetka, IL (US)

(73) Assignee: **Stokely-Van Camp, Inc.**, Chicago, IL (US)

(**) Term: **14 Years**

(21) Appl. No.: **29/133,765**

(22) Filed: **Dec. 6, 2000**

Related U.S. Application Data

(63) Continuation of application No. 29/102,536, filed on Mar. 26, 1999, now Pat. No. Des. 438,099.

(51) **LOC (7) Cl.** **09-01**

(52) **U.S. Cl.** **D9/307**

(58) **Field of Search** D9/307, 516, 563;
215/381-384, 400

(56) **References Cited**

U.S. PATENT DOCUMENTS

D. 335,455 * 5/1993 Brown D9/516 X

D. 364,093 * 11/1995 Weaver, Jr. D9/563

D. 383,679 * 9/1997 Wilson et al. D9/554

D. 388,712 * 1/1998 Lyngdal et al. D9/563

* cited by examiner

Primary Examiner—Terry A. Wallace

(74) *Attorney, Agent, or Firm*—Lars S. Johnson

(57) **CLAIM**

The ornamental design for a bottle portion, as shown and described.

DESCRIPTION

FIG. 1 is a perspective view of a bottle portion showing a new design;

FIG. 2 is a front elevational view of the bottle portion depicted in FIG. 1, the opposite rear elevational view being identical;


FIG. 3 is a side elevational view of the bottle portion depicted in FIG. 2, representing a partial rotation of the bottle portion about its vertical center axis from the front elevational view depicted in FIG. 2, the opposite side elevational view being identical;

FIG. 4 is a top plan view of the bottle portion depicted in FIG. 2; and,

FIG. 5 is a bottom plan view of the bottle portion depicted in FIG. 2.

The broken line environmental showing is for illustrative purposes only and does not form part of the claimed design.

1 Claim, 2 Drawing Sheets



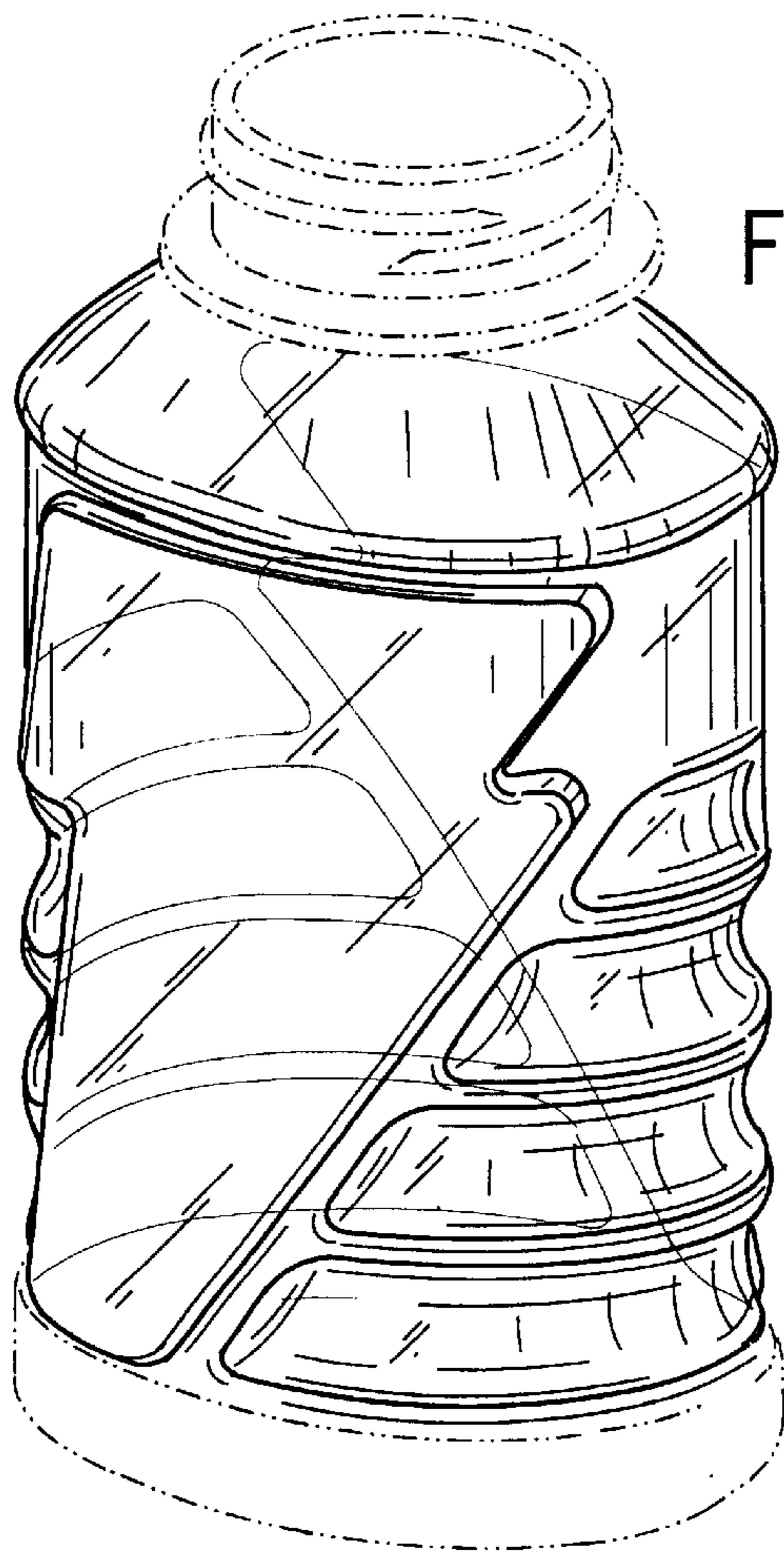


FIG. 1




FIG. 2

FIG. 3




FIG. 4

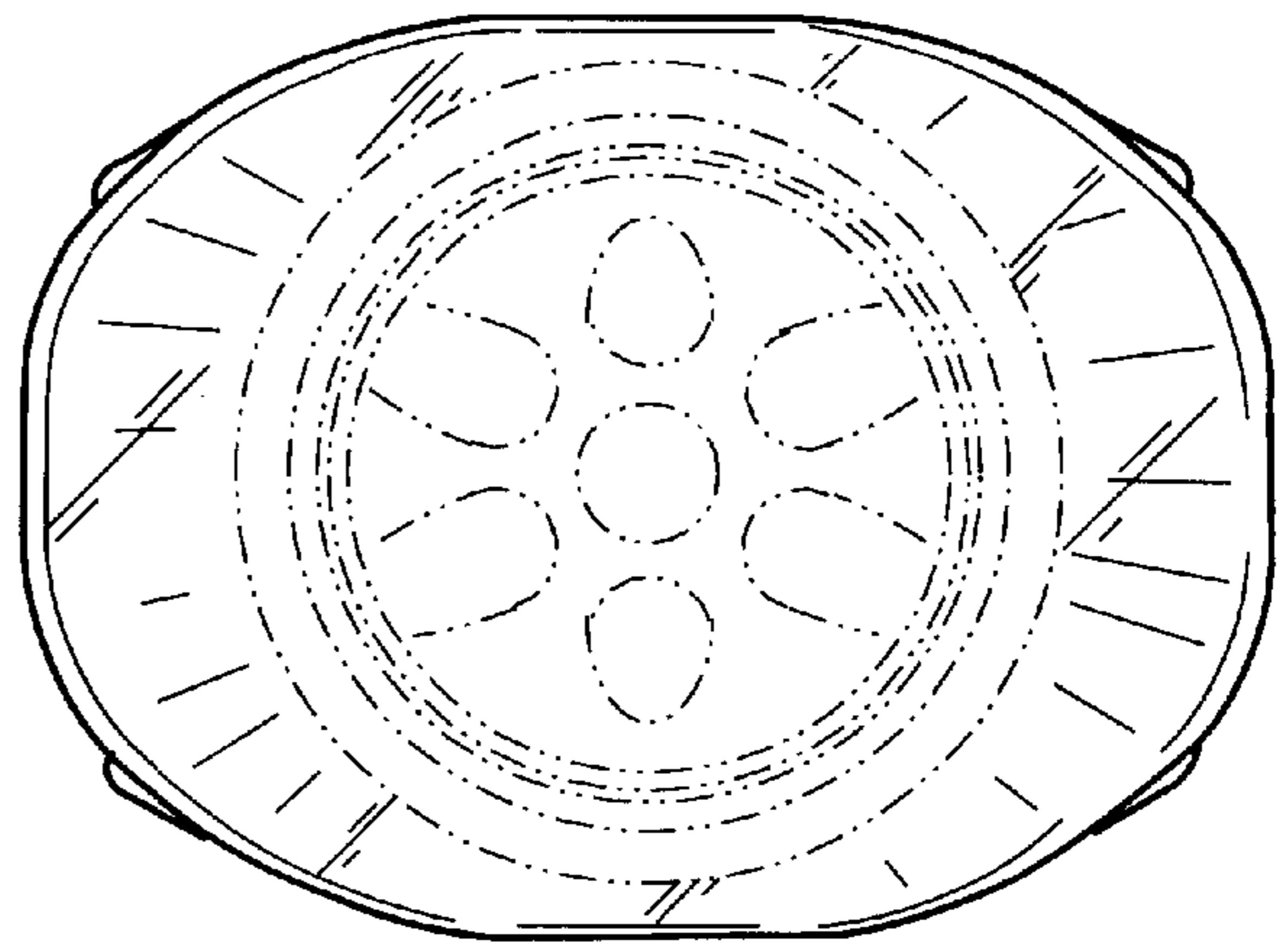


FIG. 5

