



US00D449964B1

(12) **United States Design Patent**  
**Benson**

(10) **Patent No.:** **US D449,964 S**

(45) **Date of Patent:** **\*\* Nov. 6, 2001**

(54) **MUG**

(75) **Inventor:** **Kenneth R. Benson**, Southbury, CT (US)

(73) **Assignee:** **Libbey Glass Inc.**, Toledo, OH (US)

(\*\*) **Term:** **14 Years**

(21) **Appl. No.:** **29/118,567**

(22) **Filed:** **Feb. 9, 2000**

(51) **LOC (7) Cl.** ..... **07-01**

(52) **U.S. Cl.** ..... **D7/536; D7/531**

(58) **Field of Search** ..... D7/543, 545, 562, D7/565, 568, 570, 572, 584, 585, 588, 554.2, 533, 536, 530, 531, 509; 220/710.5, 703, 705, 717, 707, 713; 215/396, 379

(56) **References Cited**

**U.S. PATENT DOCUMENTS**

D. 47,342	*	5/1915	Sebring	.....	D7/536
D. 52,692	*	11/1918	Beiswanger	.....	D7/565
D. 60,062	*	12/1921	Sailer	.....	D7/565
D. 73,549	*	10/1927	Ahrendts	.....	D7/536
D. 79,265	*	8/1929	Schmidt	.....	D7/536
D. 179,463	*	12/1956	Taggart	.....	D7/536
D. 204,212	*	3/1966	Davis	.....	D9/429

D. 247,601	*	3/1978	Schreckengost	.....	D7/536
D. 248,269	*	6/1978	Schreckengost	.....	D7/565
D. 250,929	*	1/1979	Gerstman et al.	.....	D7/565
D. 266,976	*	11/1982	Everhan	.....	D7/536
D. 282,330	*	1/1986	McBride	.....	D7/536
D. 282,428	*	2/1986	Blake	.....	D7/536
D. 314,309	*	2/1991	Thorp	.....	D7/536
D. 326,208	*	5/1992	Unger	.....	D7/536
D. 351,086	*	10/1994	Jaworski	.....	D7/536

\* cited by examiner

*Primary Examiner*—M. N. Pandozzi

(74) *Attorney, Agent, or Firm*—Emch, Schaffer, Schaub & Porcello Co., L.P.A.

(57) **CLAIM**

The ornamental design for a mug, as shown and described.

**DESCRIPTION**

FIG. 1 is a top view of a mug according to the present design;


FIG. 2 is a bottom view thereof;

FIG. 3 is a front elevational view thereof; the rear elevational view being a mirror image thereof;

FIG. 4 is a right side elevational view thereof; and,

FIG. 5 is a left side elevational view thereof.

**1 Claim, 3 Drawing Sheets**



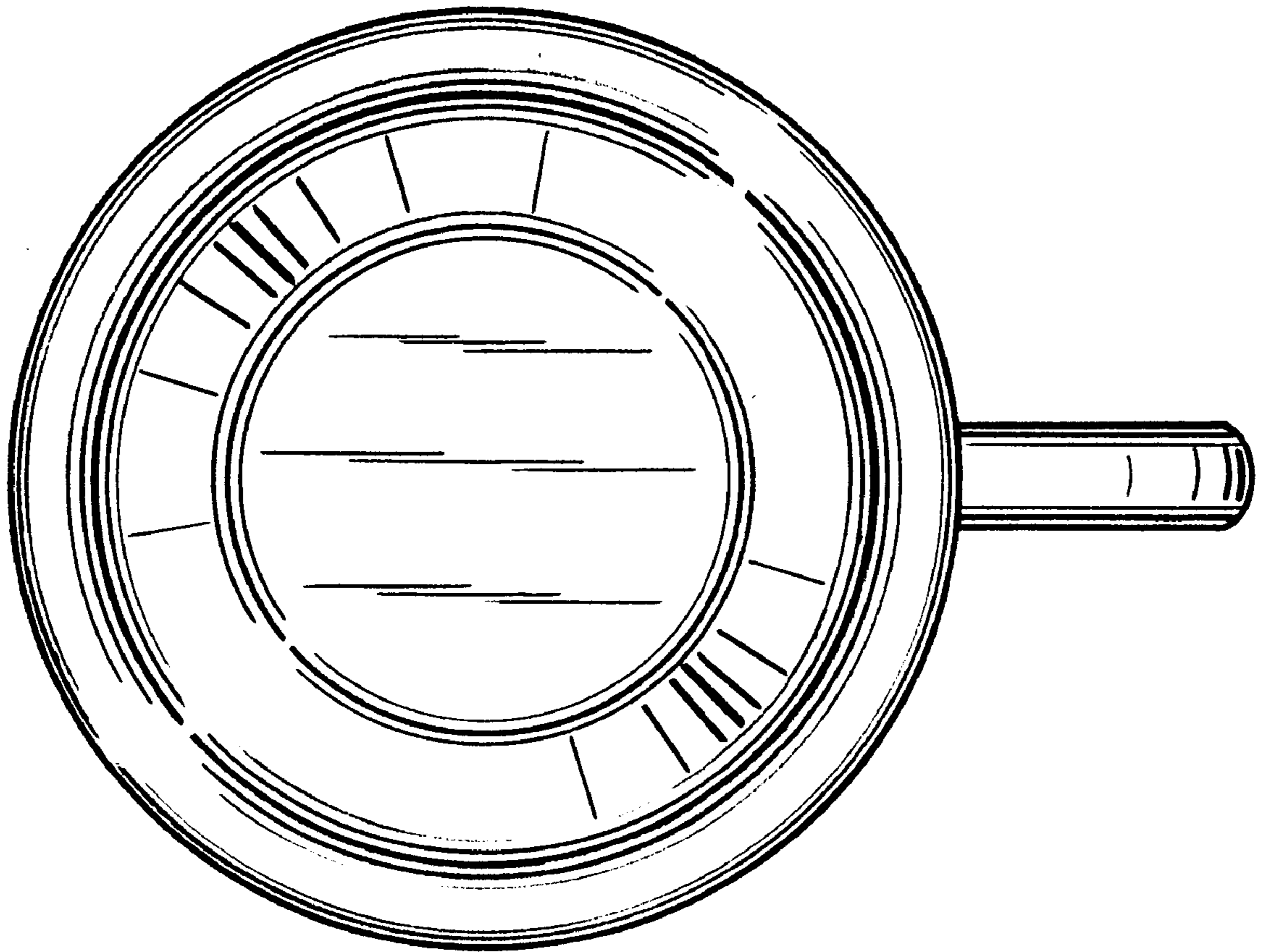


FIG. 1

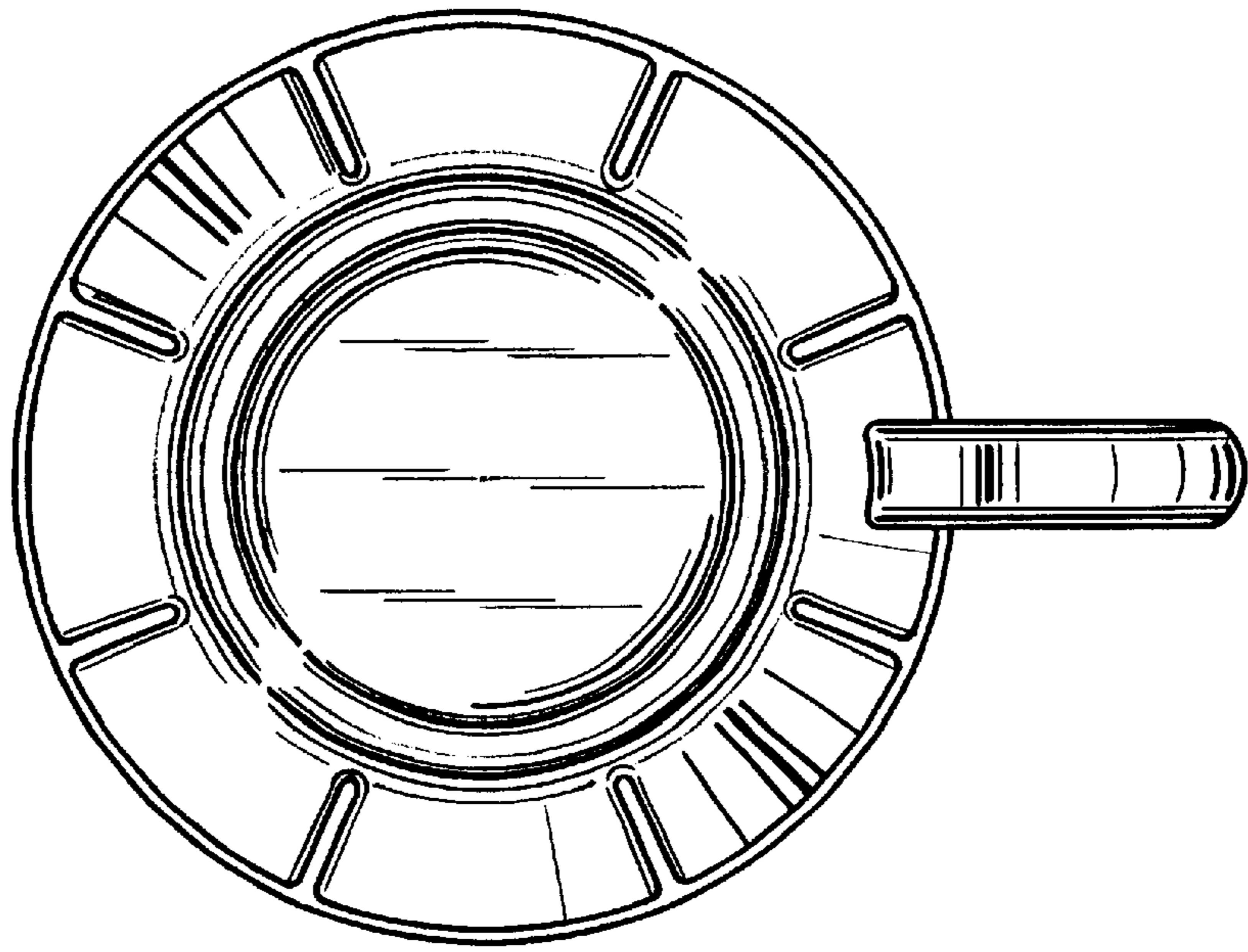


FIG. 2




FIG. 3

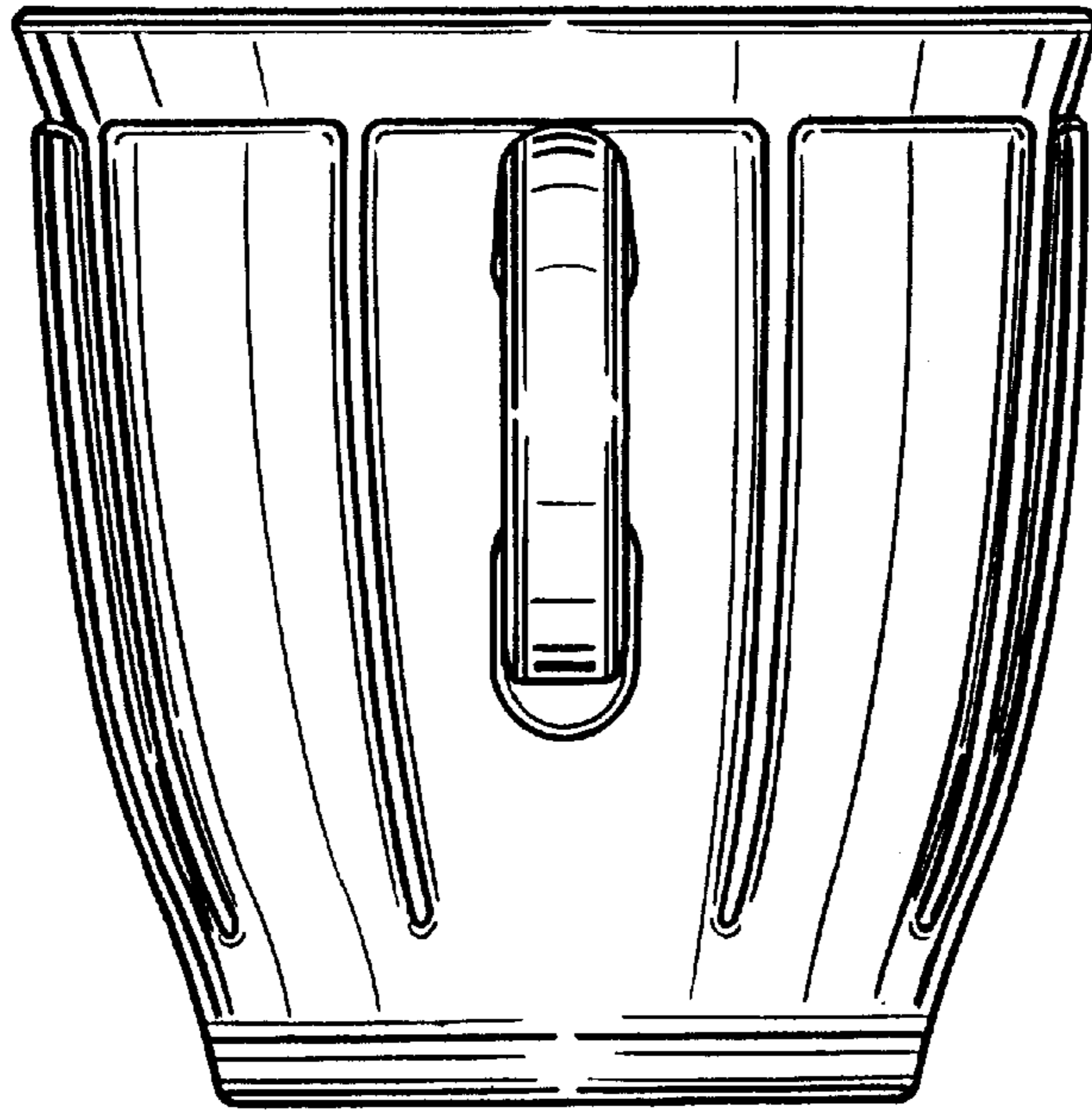


FIG. 4




FIG. 5