



US00D449960B1

(12) **United States Design Patent**  
**Durbin et al.**

(10) **Patent No.:** **US D449,960 S**

(45) **Date of Patent:** **\*\* Nov. 6, 2001**

(54) **TEA BALL**

(75) Inventors: **Jenel Durbin; Michael Thuma**, both  
of LaGrange, IL (US)

(73) Assignee: **Wilton Industries, Inc.**, Woodridge, IL  
(US)

(\* ) Notice: This patent is subject to a terminal dis-  
claimer.

(\*\*) Term: **14 Years**

(21) Appl. No.: **29/114,475**

(22) Filed: **Nov. 23, 1999**

(51) **LOC (7) Cl.** ..... **07-99**

(52) **U.S. Cl.** ..... **D7/400; D7/667; D7/399**

(58) **Field of Search** ..... D7/399, 400, 647,  
D7/369, 667; 99/323; 30/326, 325; 426/82,  
84; 210/471, 469; 422/266; 219/525; 76/105

(56) **References Cited**

**U.S. PATENT DOCUMENTS**

D. 143,105	*	12/1945	Zabel et al.	.....	D7/667
D. 245,565	*	8/1977	Steiner et al.	.....	D7/667
471,116	*	3/1892	Hays et al.	.....	99/323
903,634	*	11/1908	Troemel	.....	99/323
981,805	*	1/1911	Smith	.....	99/323

1,067,290	*	7/1913	Wasburn et al.	.....	99/323
1,247,906	*	11/1917	Tully	.....	426/84
1,313,582	*	8/1919	Cowan	.....	99/323
1,473,430	*	11/1923	Hirschorn et al.	.....	426/84
1,677,120	*	7/1928	Rudin	.....	210/471 X
1,722,946	*	7/1929	Rappa	.....	210/471
2,117,876	*	5/1938	Echternach	.....	76/105
2,241,229	*	5/1941	Williams	.....	210/471
2,796,992	*	6/1957	Perrin	.....	210/471

\* cited by examiner

*Primary Examiner*—M. N. Pandozzi

(74) *Attorney, Agent, or Firm*—Piper Marbury Rudnick &  
Wolfe

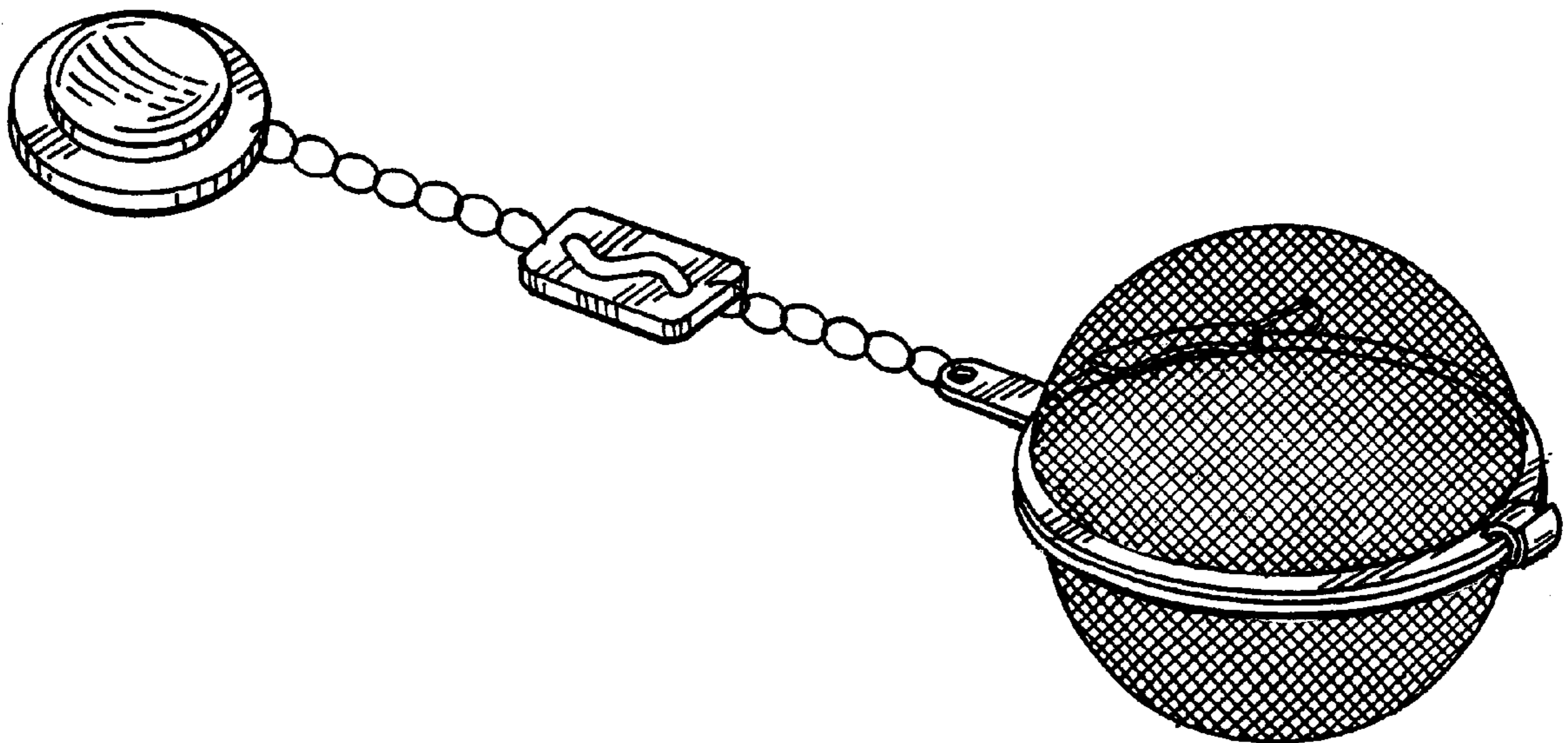
(57) **CLAIM**

The ornamental design for a tea ball, as shown and  
described.

**DESCRIPTION**

FIG. 1 is a perspective view of the tea ball of the invention;  
FIG. 2 is a front elevational view thereof;  
FIG. 3 is a rear elevational view thereof;  
FIG. 4 is a top plan view thereof;  
FIG. 5 is a side elevational view thereof, the opposite side  
of which is an identical mirror image; and,  
FIG. 6 is a bottom plan view thereof.

**1 Claim, 1 Drawing Sheet**



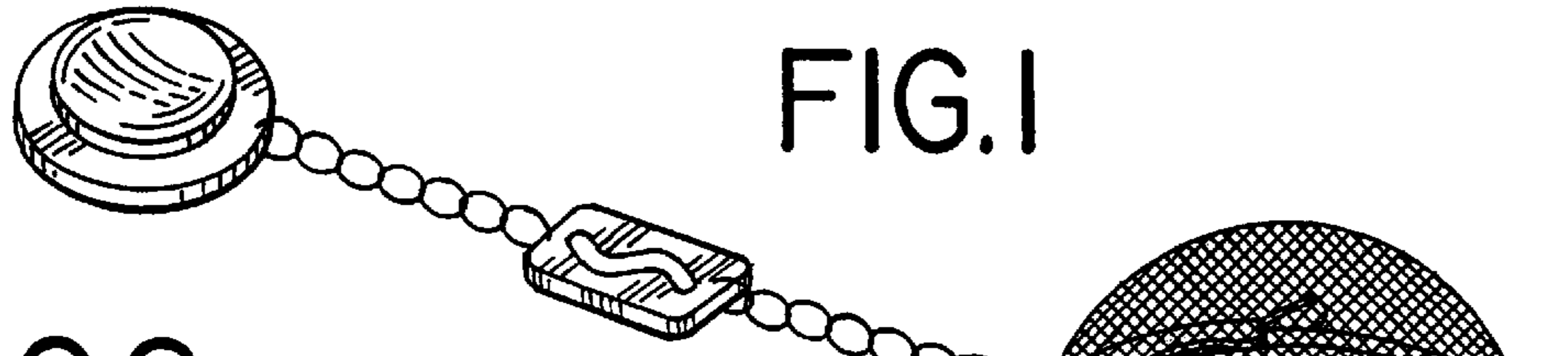


FIG. 1

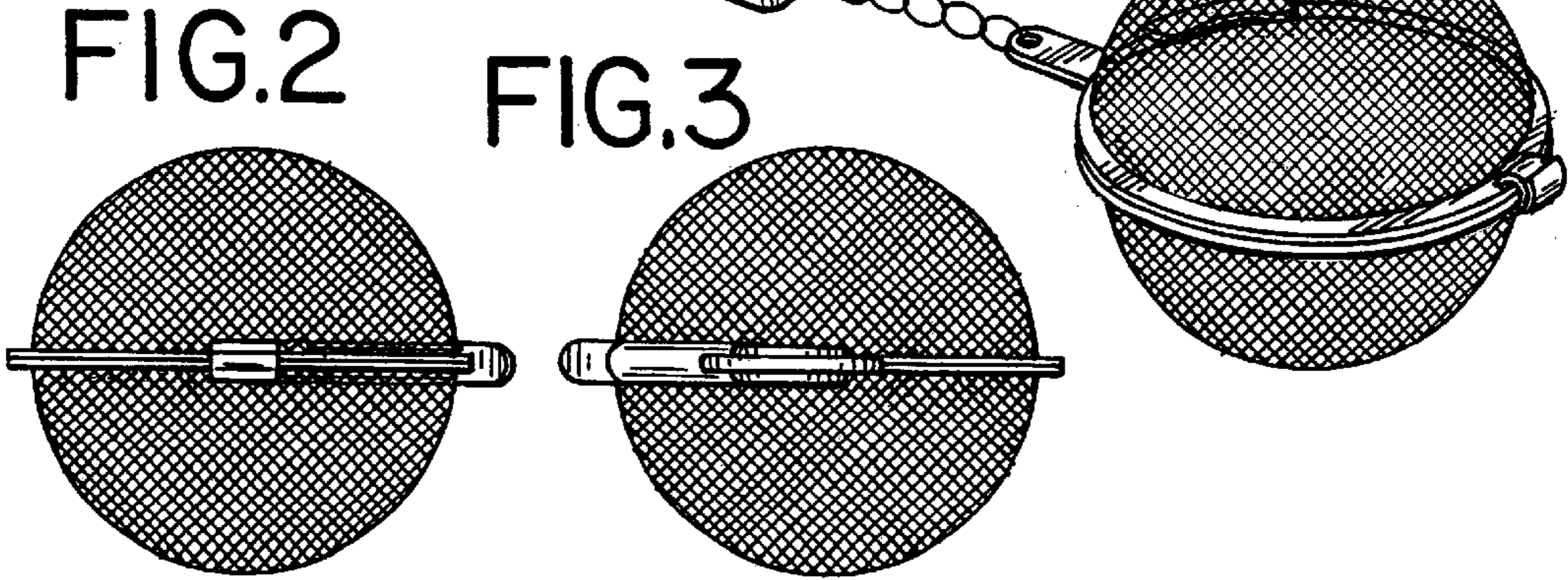


FIG. 2

FIG. 3

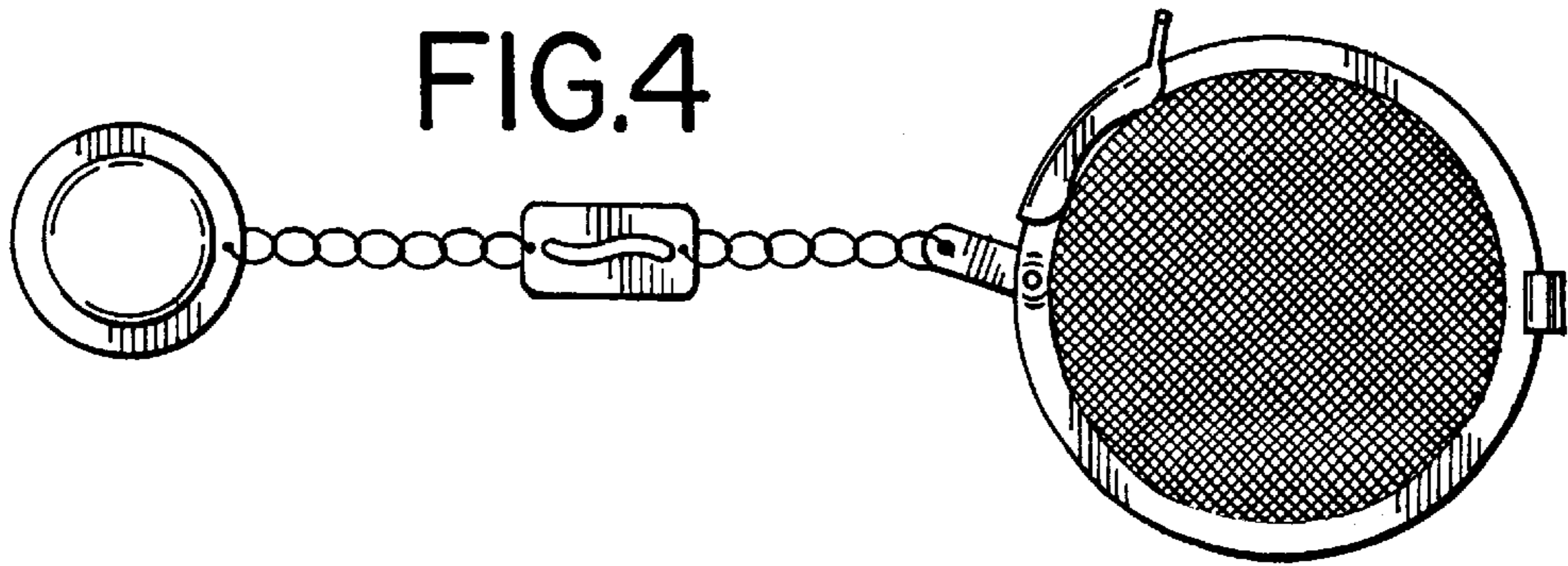


FIG. 4

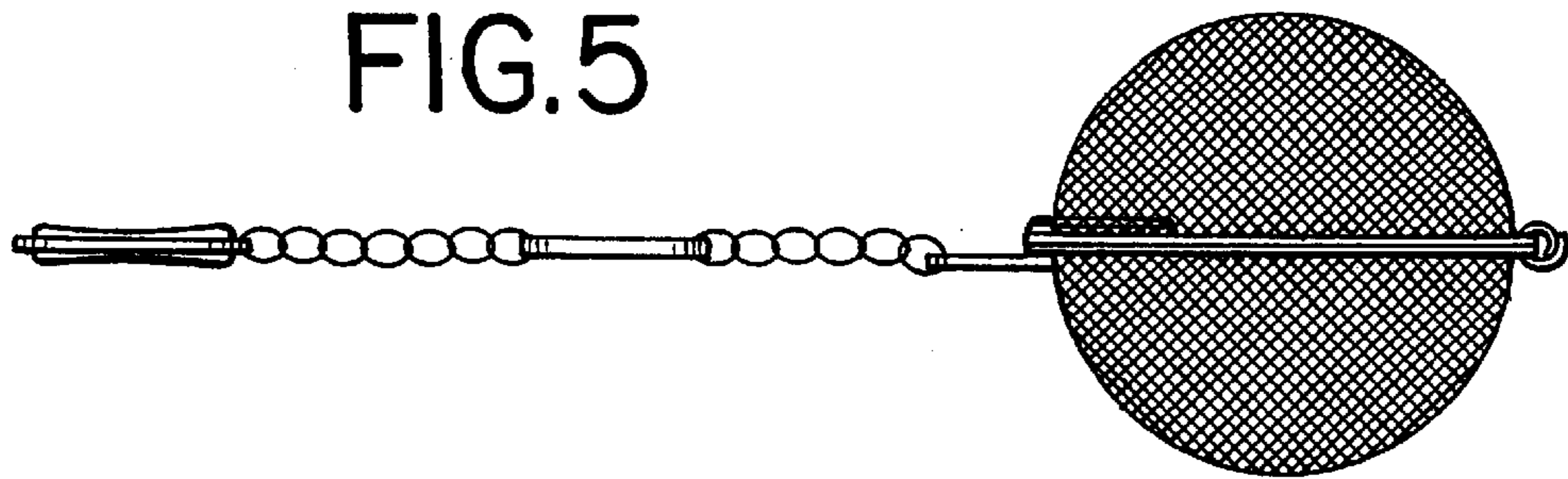


FIG. 5

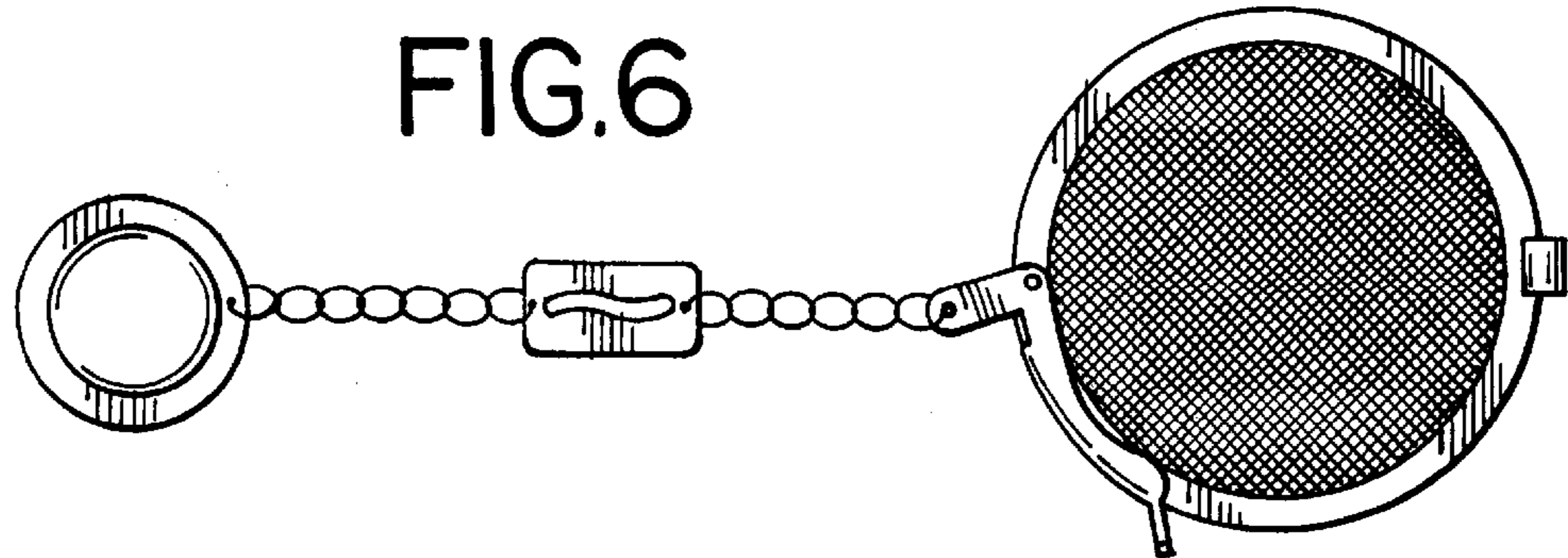


FIG. 6