



US00D449954B1

(12) **United States Design Patent**
Warfel et al.

(10) **Patent No.:** **US D449,954 S**

(45) **Date of Patent:** **** Nov. 6, 2001**

(54) **BREWING APPARATUS**

(75) Inventors: **Paul Warfel**, Texarkana, TX (US);
Laura Devens, Fort Lauderdale, FL
(US); **Darren Riley**, Petal, MS (US);
Craig Andrews, Quincy; **Richard**
Watson, Norwell, both of MA (US)

(73) Assignee: **Sunbeam Products, Inc.**, Boca Raton,
FL (US)

(**) Term: **14 Years**

(21) Appl. No.: **29/116,810**

(22) Filed: **Jan. 12, 2000**

(51) **LOC (7) Cl.** **07-01**

(52) **U.S. Cl.** **D7/309; D7/310; D7/311**

(58) **Field of Search** D7/300, 309, 310,
D7/311, 305; 99/280, 292, 290, 295

(56) **References Cited**

U.S. PATENT DOCUMENTS

- D. 300,106 * 3/1989 Paulin D7/309
- D. 350,667 * 9/1994 Saltet D7/309
- D. 366,385 * 1/1996 Anghii et al. D7/309
- D. 414,647 * 10/1999 Driscoll et al. D7/309

- D. 417,358 * 12/1999 Dutruel D7/309
- D. 419,821 * 2/2000 Powell et al. D7/309
- D. 432,850 * 10/2000 Saltet D7/309
- 4,572,060 * 2/1986 Yung-Kuan 99/280
- 5,503,060 * 4/1996 Morecroft et al. 99/295

* cited by examiner

Primary Examiner—M. N. Pandozzi

(74) *Attorney, Agent, or Firm*—Kramer Levin Naftalis &
Frankel LLP.


(57) **CLAIM**

The ornamental design for a brewing apparatus, as shown
and described.

DESCRIPTION

FIG. 1 is a front perspective view showing the new design;
FIG. 2 is a side elevation view thereof, the opposite side
being a mirror image;
FIG. 3 is a rear elevation view thereof;
FIG. 4 is a front elevation view thereof;
FIG. 5 is a top plan view thereof; and,
FIG. 6 is a bottom plan view thereof.
The broken lines in FIGS. 1, 2, 4, 5, and 6 are for illustrative
purposes only and form no part of the claimed design.

1 Claim, 4 Drawing Sheets



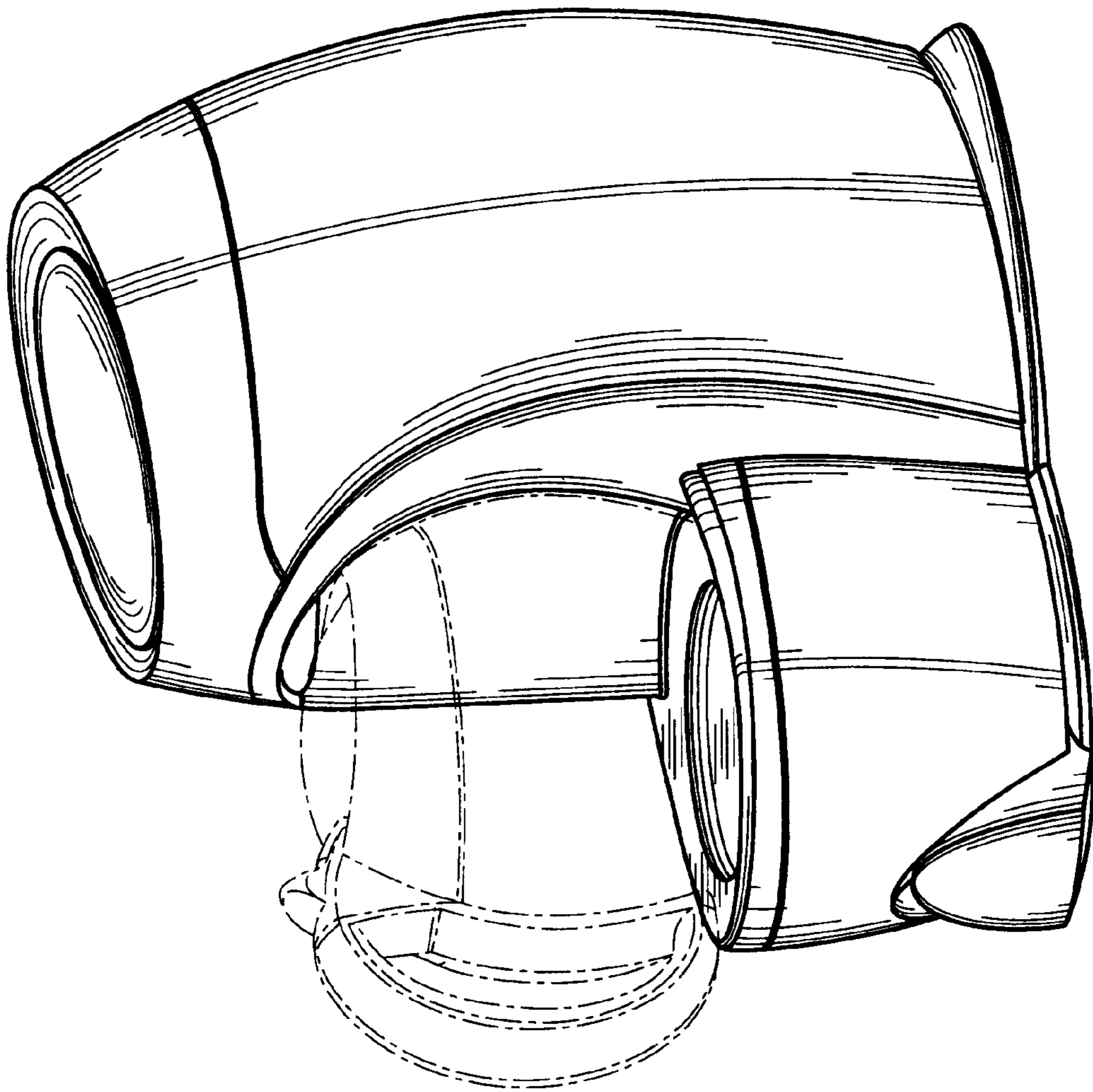


FIG. 1

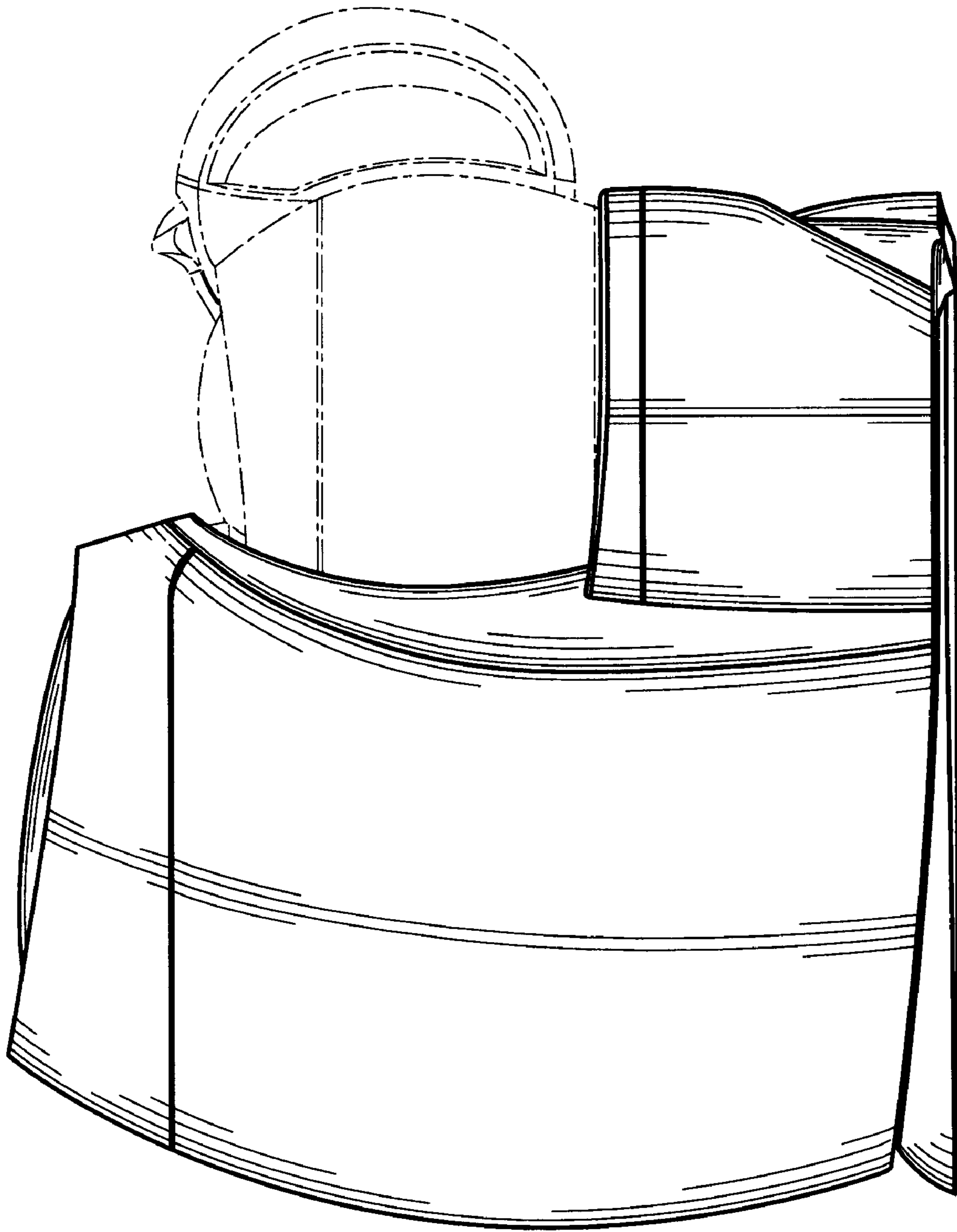


FIG. 2

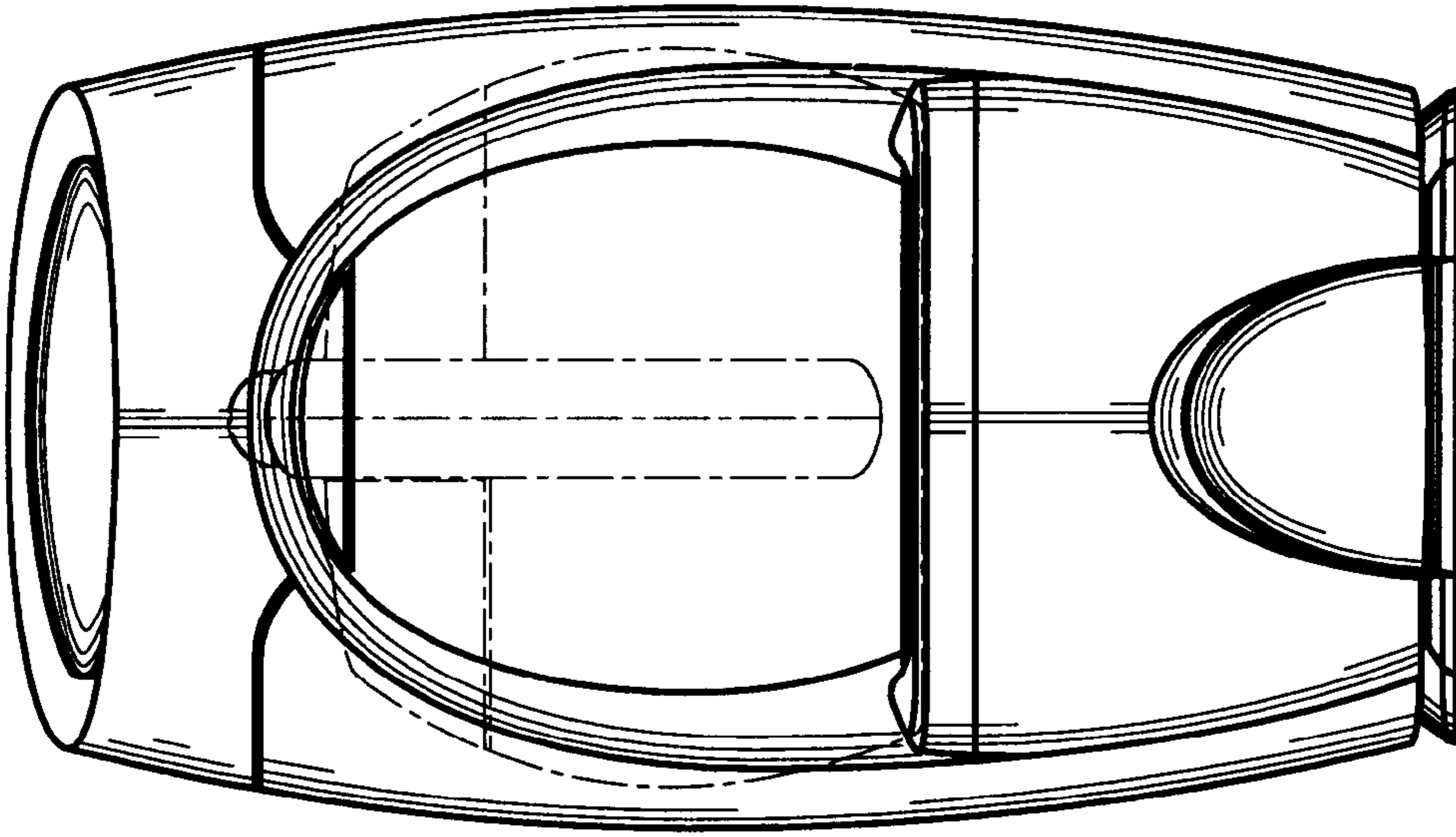


FIG. 3




FIG. 4

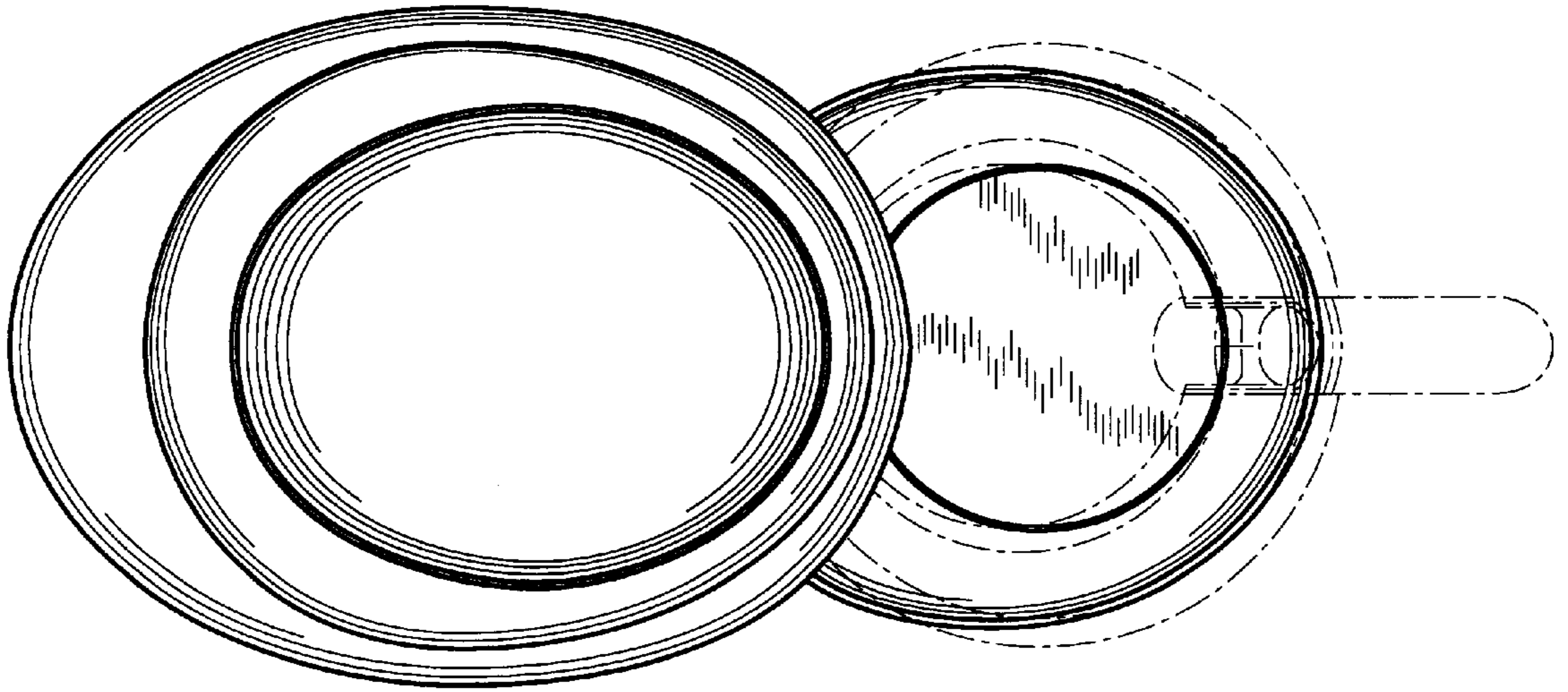


FIG. 5

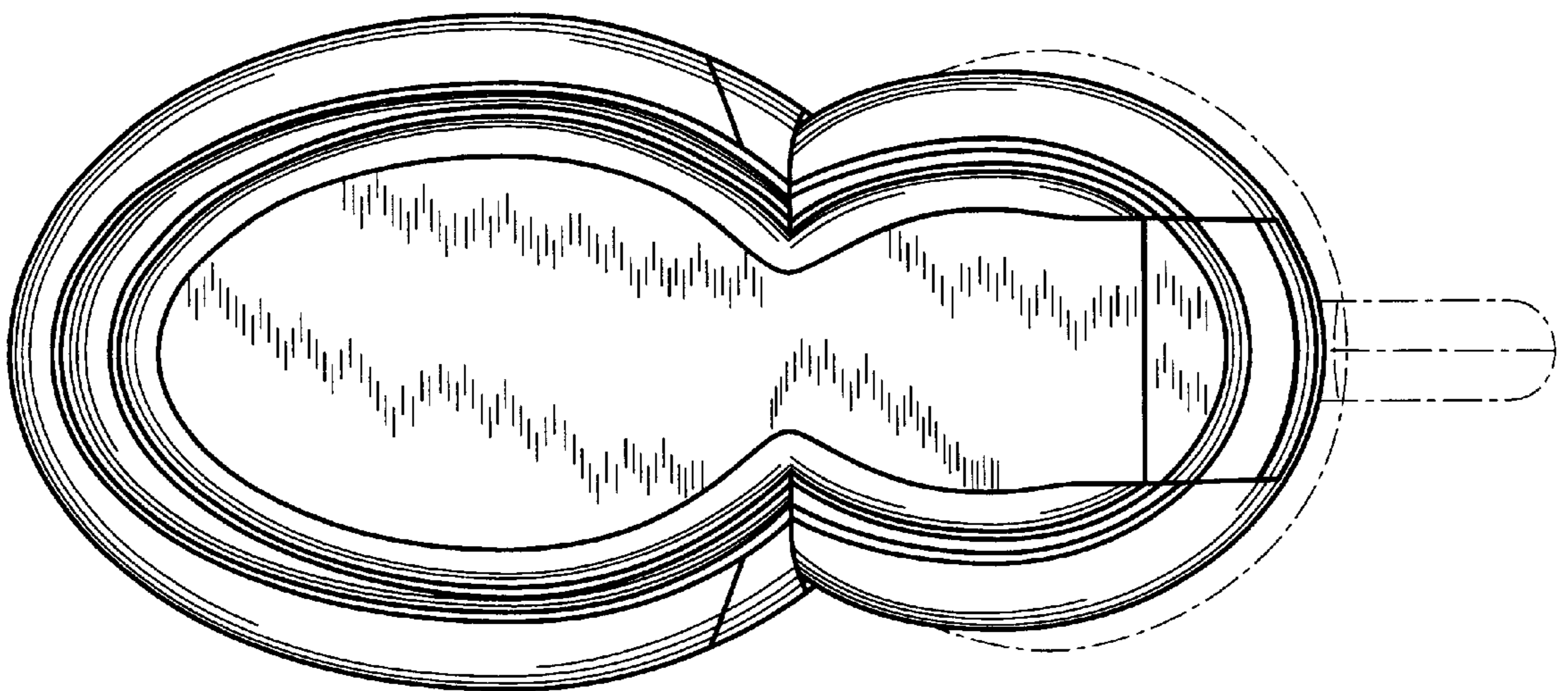


FIG. 6