



US00D449953B1

(12) **United States Design Patent**  
**Mixon**

(10) **Patent No.:** **US D449,953 S**

(45) **Date of Patent:** **\*\* Nov. 6, 2001**

(54) **NECK CUSHION**

(76) **Inventor:** **Catherine E. Mixon**, 2060 Townhall  
Ter. #3, Grand Island, NY (US) 14072

(\*\*) **Term:** **14 Years**

(21) **Appl. No.:** **29/140,565**

(22) **Filed:** **Apr. 20, 2001**

(51) **LOC (7) Cl.** ..... **06-09**

(52) **U.S. Cl.** ..... **D6/601; D24/183**

(58) **Field of Search** ..... D6/595, 596, 597,  
D6/599, 601, 602, 603, 604, 605, 608;  
5/417, 418, 419, 420, 485, 495, 499, 630,  
631, 632, 633, 636, 637, 638, 639, 640,  
641, 644, 645, 646, 648, 650, 651, 652,  
652.1, 653, 654, 655, 655.3, 655.4, 655.9,  
656, 657, 657.5, 690, 706, 710, 717, 718,  
727, 731, 733, 736, 737; 15/208, 209.1,  
210.1; D24/183

(56) **References Cited**

**U.S. PATENT DOCUMENTS**

D. 286,239	*	10/1986	Scheurer et al.	.....	D6/396
D. 307,526	*	5/1990	McIntyre et al.	.....	D6/601
D. 316,792	*	5/1991	Schmitz	.....	D6/601
D. 317,541	*	6/1991	Carwile	.....	D6/601
D. 353,205		12/1994	Canavan	.	
D. 364,065	*	11/1995	Peart et al.	.....	D6/601
D. 382,164	*	8/1997	Hays	.....	D6/595
D. 383,027	*	9/1997	Riedell	.....	D6/596

D. 395,035	*	6/1998	Abbott	.....	D6/601
1,617,822	*	2/1927	O'Leary	.....	5/644
2,765,480	*	10/1956	Mueller	.....	5/653
4,327,452		5/1982	Swatzell	.	
4,411,032		10/1983	Lewy	.	
4,706,302		11/1987	Padfield et al.	.	
4,881,529		11/1989	Santos	.	
5,014,373	*	5/1991	Dobine	.....	5/636
5,317,772	*	6/1994	Perl et al.	.....	5/636
5,978,980		11/1999	Flora	.	

\* cited by examiner

*Primary Examiner*—Doris V. Coles  
*Assistant Examiner*—T. Chase Nelson

(57) **CLAIM**

The ornamental design for a neck cushion, as shown and described.

**DESCRIPTION**

FIG. 1 is a front elevational view of the neck cushion of the present invention;  
FIG. 2 is a rear elevational view of the neck cushion of FIG. 1;  
FIG. 3 is a left side elevational view of the neck cushion of FIG. 1;  
FIG. 4 is a right side elevational view of the neck cushion of FIG. 1; and,  
FIG. 5 is a top plan view of the neck cushion of FIG. 1, the bottom view being a mirror image thereof.

**1 Claim, 3 Drawing Sheets**

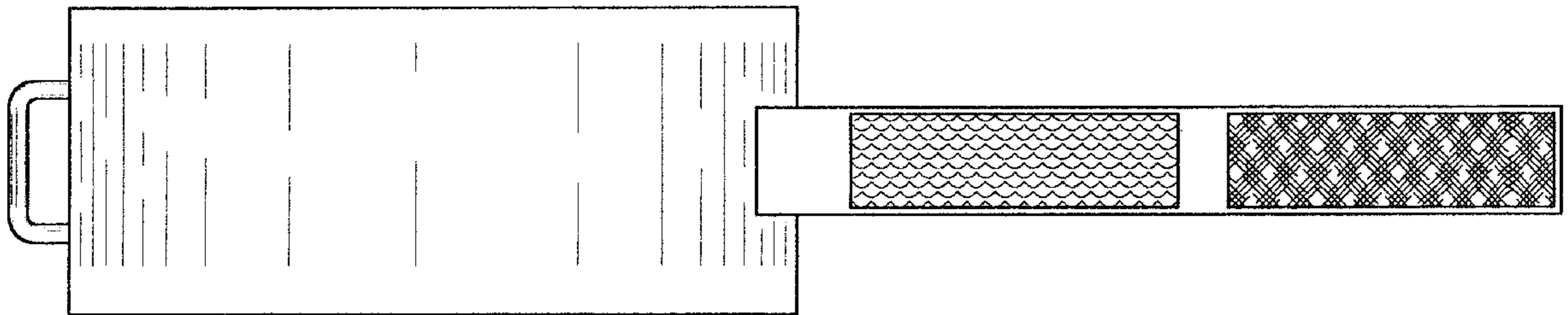


FIG. 1

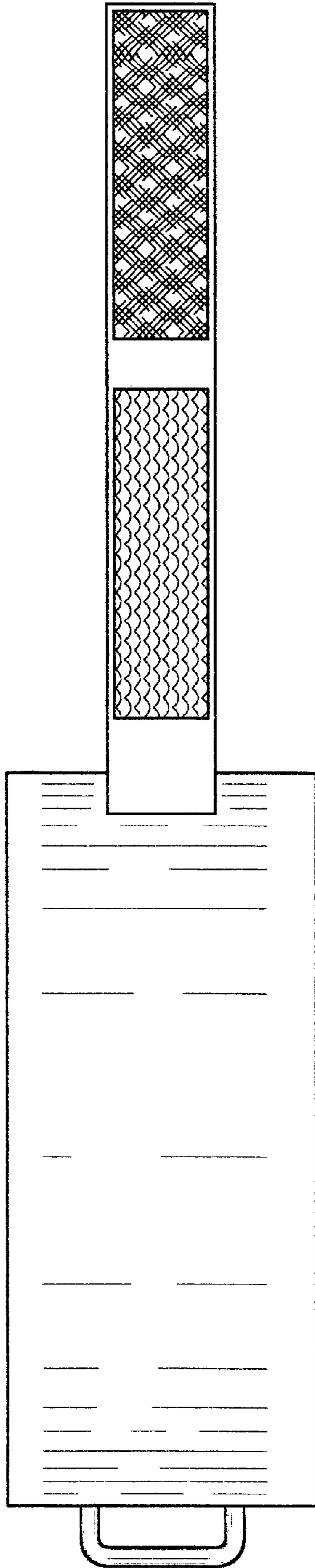



FIG. 2






FIG. 4




FIG. 3



FIG. 5