



US00D449950B1

(12) **United States Design Patent**
Lai

(10) **Patent No.:** **US D449,950 S**

(45) **Date of Patent:** **** Nov. 6, 2001**

(54) **HANGING RACK CONNECTOR FOR USE IN THE BATHROOM**

D. 431,948 * 10/2000 Chen D6/524

OTHER PUBLICATIONS

(76) **Inventor:** **Ming-Hsiao Lai**, P.O. Box 453,
Taichung (TW)

Baldwin Bath "Epic Accessories" Collection, p. 5, Victoria/Hampton Support.*

(**) **Term:** **14 Years**

Baldwin Bath "Epic Accessories" Collection, p. 3, "Georgetown" Support.*

(21) **Appl. No.:** **29/131,860**

* cited by examiner

(22) **Filed:** **Oct. 30, 2000**

Primary Examiner—Brian N. Vinson

(51) **LOC (7) Cl.** **23-02**

(57) **CLAIM**

(52) **U.S. Cl.** **D6/524; D6/550**

I claim the ornamental design for a hanging rack connector for use in the bathroom, as shown and described.

(58) **Field of Search** D6/546-50, 518,
D6/522-24; D8/300, 315-21, 354, 363,
373, 380; 108/28-29; 211/13.1, 16, 60.1,
86.01, 87.01, 88.04, 100, 105.1-105.2,
123, 181.1, 182; 248/175, 176.1, 251, 302;
16/110.1, 412, 415; 242/570, 590, 595-598;
206/389

DESCRIPTION


(56) **References Cited**

FIG. 1 is an upper perspective view of the hanging rack connector for use in the bathroom showing my design.
FIG. 2 is a front view thereof;
FIG. 3 is a back view thereof;
FIG. 4 is a side view thereof;
FIG. 5 is an opposite side view thereof;
FIG. 6 is a top view thereof; and,
FIG. 7 is a bottom view thereof.

U.S. PATENT DOCUMENTS

- D. 360,072 * 7/1995 Poire D3/217
- D. 390,397 * 2/1998 Chen D6/550
- D. 431,742 * 10/2000 Chen D6/524

1 Claim, 4 Drawing Sheets






FIG. 1




FIG. 2



FIG. 3




FIG. 4




FIG. 5

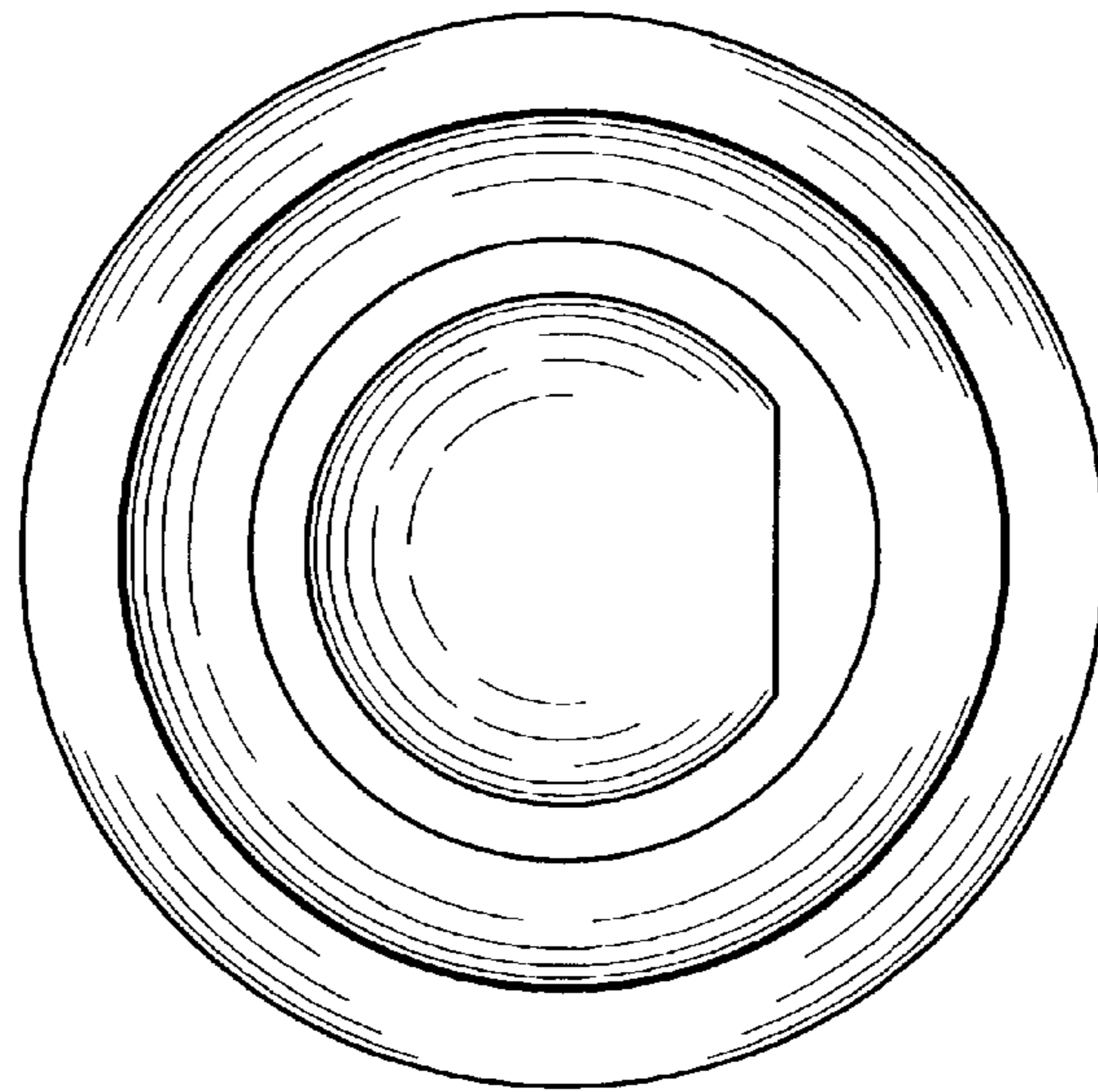


FIG. 6

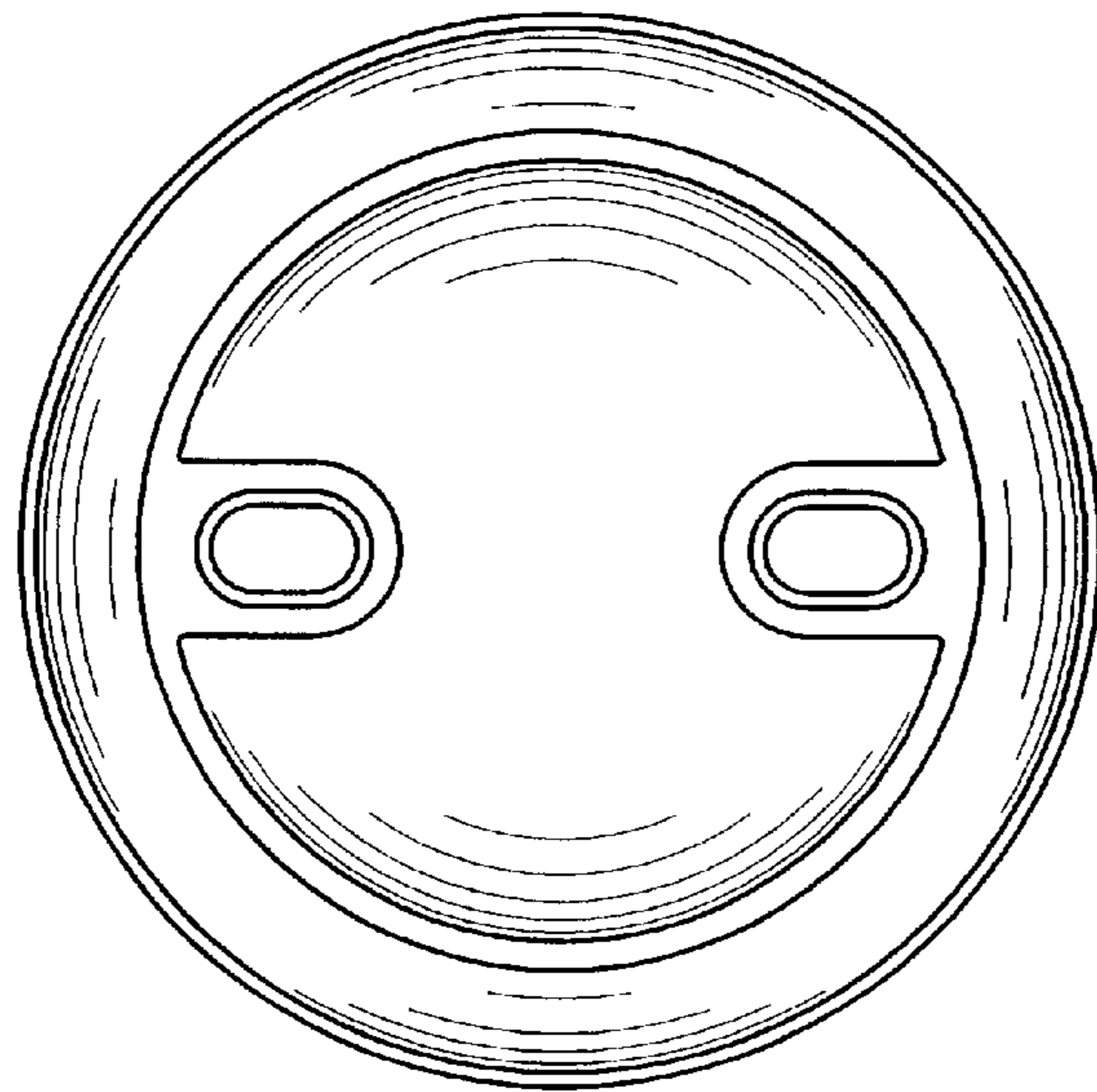


FIG. 7