



US00D449948B1

(12) **United States Design Patent**  
**Lai**

(10) **Patent No.:** **US D449,948 S**

(45) **Date of Patent:** **\*\* Nov. 6, 2001**

(54) **HANGING RACK CONNECTOR FOR USE IN THE BATHROOM**

D. 431,742 \* 10/2000 Chen ..... D6/524

**OTHER PUBLICATIONS**

(76) Inventor: **Ming-Hsiao Lai**, P.O. Box 453,  
Taichung (TW)

Baldwin Bath "Epic Accessories" Catalogue, p. 5, "Victoria/Hampton" Support.\*

(\*\*) Term: **14 Years**

Amerock Bath Hardware Catalogue p. 3.\*

\* cited by examiner

(21) Appl. No.: **29/131,308**

*Primary Examiner*—Brian N. Vinson

(22) Filed: **Oct. 19, 2000**

(57) **CLAIM**

(51) **LOC (7) Cl.** ..... **23-02**

I claim the ornamental design for a hanging rack connector for use in the bathroom, as shown and described.

(52) **U.S. Cl.** ..... **D6/524; D6/550**

(58) **Field of Search** ..... D6/546-50, 518,  
D6/522-24; D8/300, 315-21, 354, 363,  
373, 380; 108/28-29; 211/13.1, 16, 60.1,  
86.01, 87.01, 88.04, 100, 105.1-105.2,  
123, 181.1, 182; 248/175, 176.1, 251, 302;  
16/110.1, 412, 415; 242/570, 590, 595-598;  
206/389

**DESCRIPTION**


FIG. 1 is an upper perspective view of the hanging rack connector for use in the bathroom showing my design.  
FIG. 2 is a front view thereof;  
FIG. 3 is a back view thereof;  
FIG. 4 is a side view thereof;  
FIG. 5 is an opposite side view thereof;  
FIG. 6 is a top view thereof; and,  
FIG. 7 is a bottom view thereof.

(56) **References Cited**

**U.S. PATENT DOCUMENTS**

- D. 337,230 \* 7/1993 Wang ..... D6/550
- D. 424,354 \* 5/2000 Duggan ..... D6/550

**1 Claim, 4 Drawing Sheets**






FIG. 1




FIG. 2




FIG. 3




FIG. 4




FIG. 5

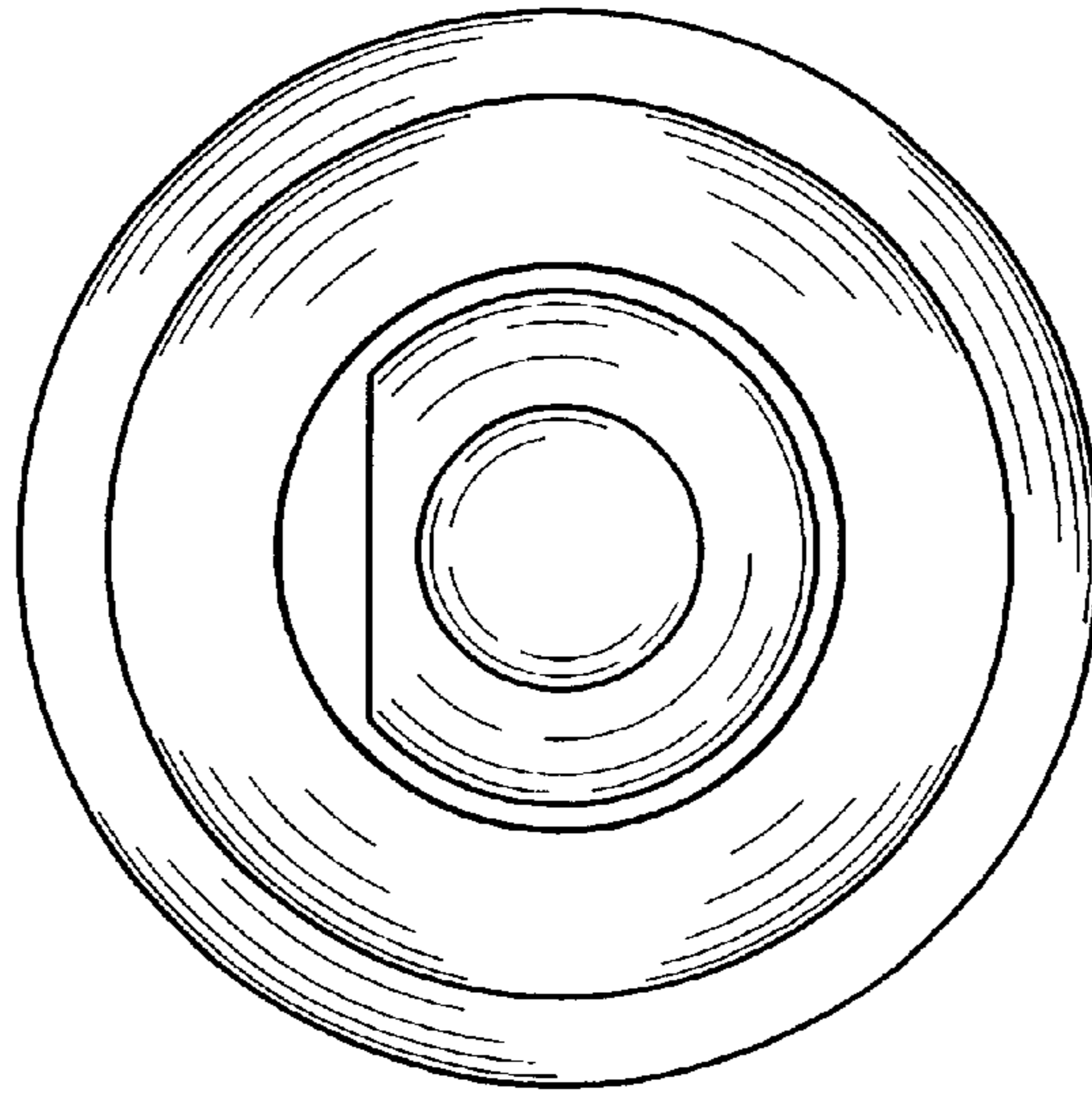


FIG. 6

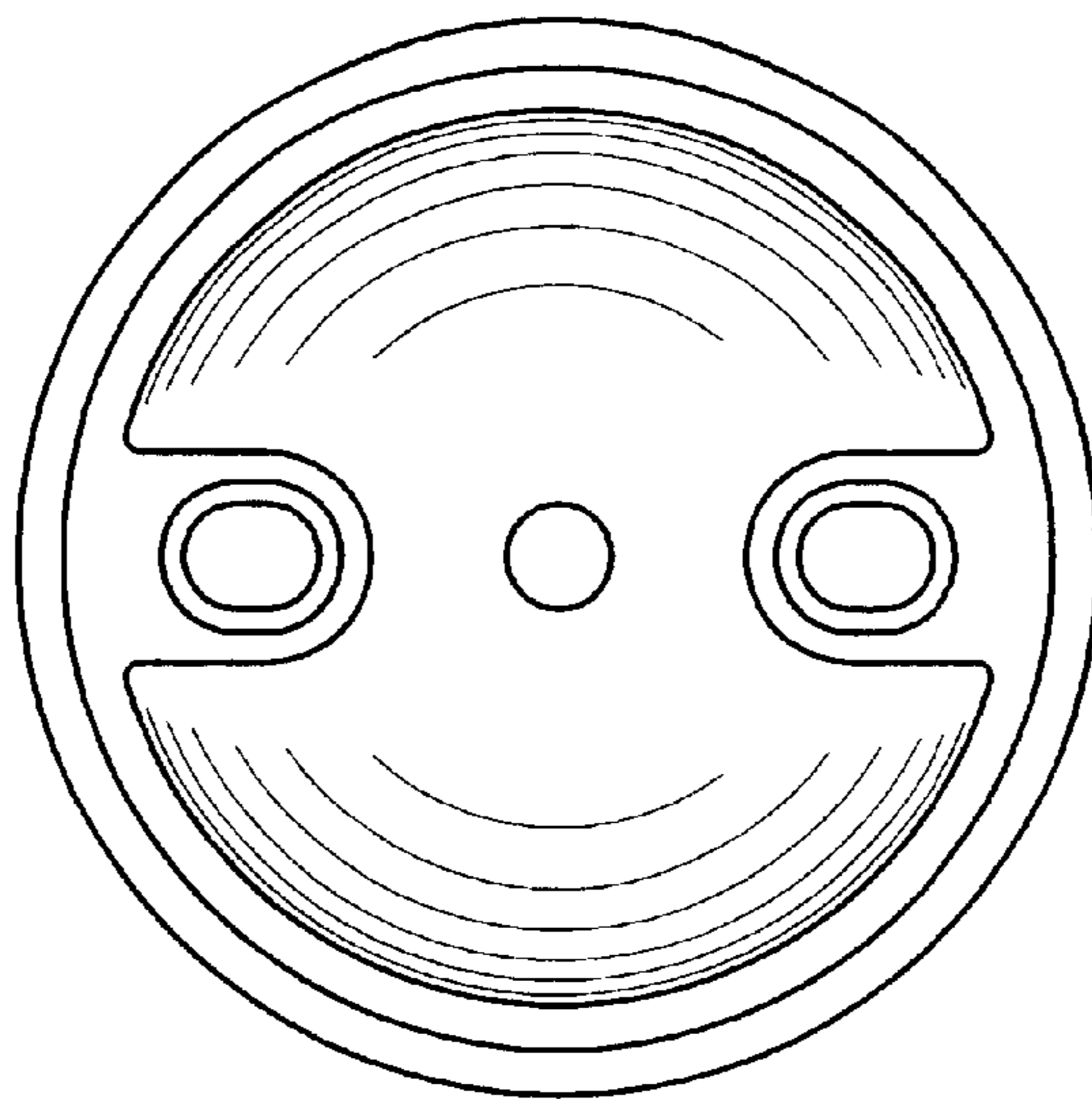


FIG. 7