



US00D449945B1

(12) **United States Design Patent**  
**McDaniel et al.**

(10) **Patent No.:** **US D449,945 S**

(45) **Date of Patent:** **\*\* Nov. 6, 2001**

(54) **DESK**

(75) **Inventors:** **Thomas M. McDaniel; D. Scott Coley,**  
both of Morganton, NC (US)

(73) **Assignee:** **Bernhardt, L.L.C.,** Lenoir, NC (US)

(\*\*) **Term:** **14 Years**

(21) **Appl. No.:** **29/130,945**

(22) **Filed:** **Oct. 12, 2000**

(51) **LOC (7) Cl.** ..... **06-03**

(52) **U.S. Cl.** ..... **D6/480**

(58) **Field of Search** ..... D6/480-489, 495-499,  
D6/511, 429, 430, 426, 427, 446, 445;  
108/153.1, 156, 157.1, 161; 248/188, 188.1,  
188.7, 188.8

(56) **References Cited**

**U.S. PATENT DOCUMENTS**

D. 145,941 \* 11/1946 Kissling ..... D6/480

D. 258,855 \* 4/1981 Smith, Jr. .... D6/446

D. 414,057 \* 9/1999 Walters, III et al. .... D6/480

D. 439,770 \* 4/2001 McDaniel et al. .... D6/480

\* cited by examiner

*Primary Examiner*—Janice E. Seeger

(74) *Attorney, Agent, or Firm*—MacCord Mason PLLC

(57) **CLAIM**

The ornamental design for a desk, as shown and described.

**DESCRIPTION**

FIG. 1 is a front perspective view of a desk showing my new design;

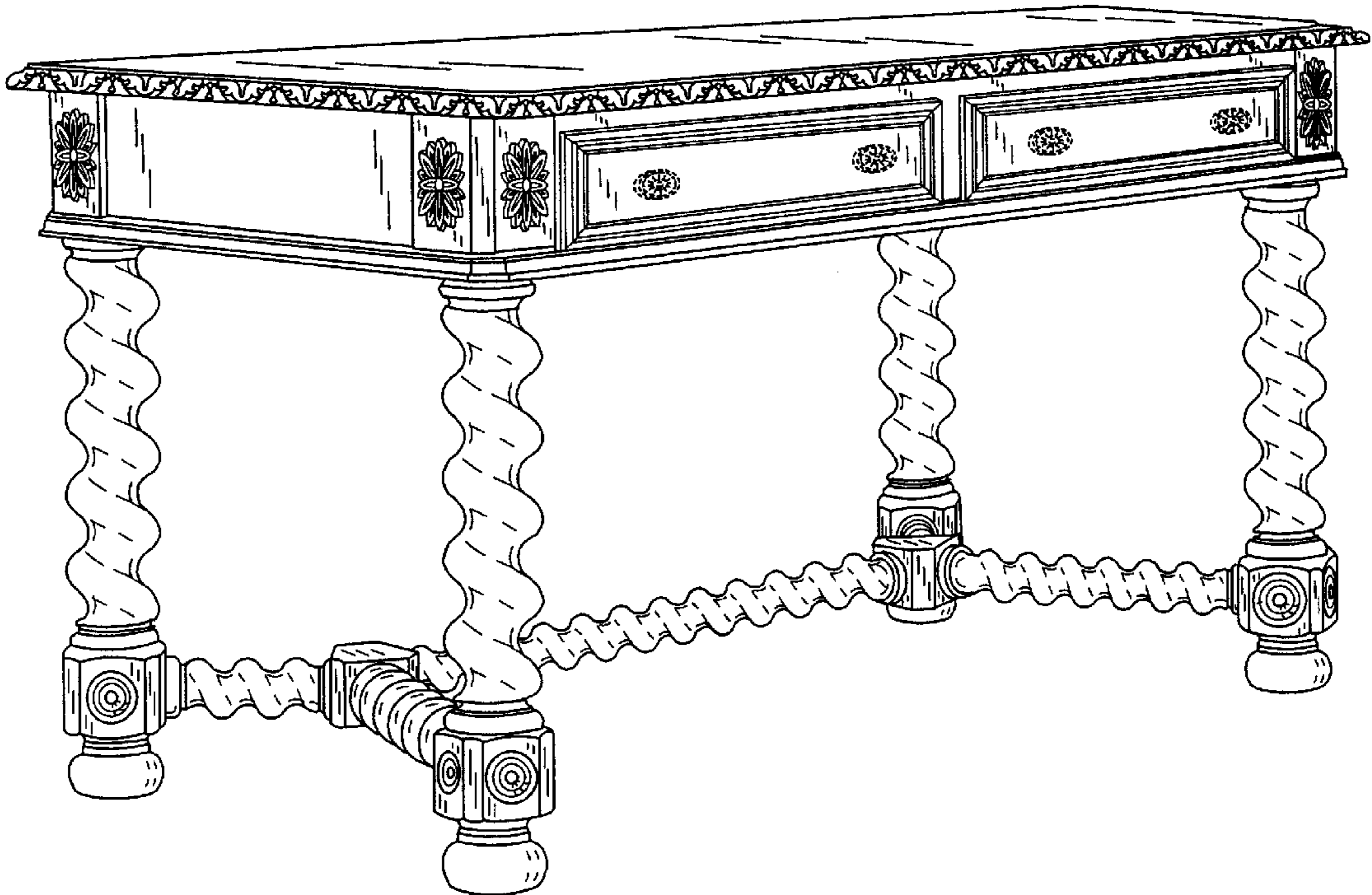
FIG. 2 is a front elevational view thereof;

FIG. 3 is a rear elevational view thereof;

FIG. 4 is a end view, the opposite end being a mirror image thereof; and,

FIG. 5 is a top view thereof.

**1 Claim, 3 Drawing Sheets**



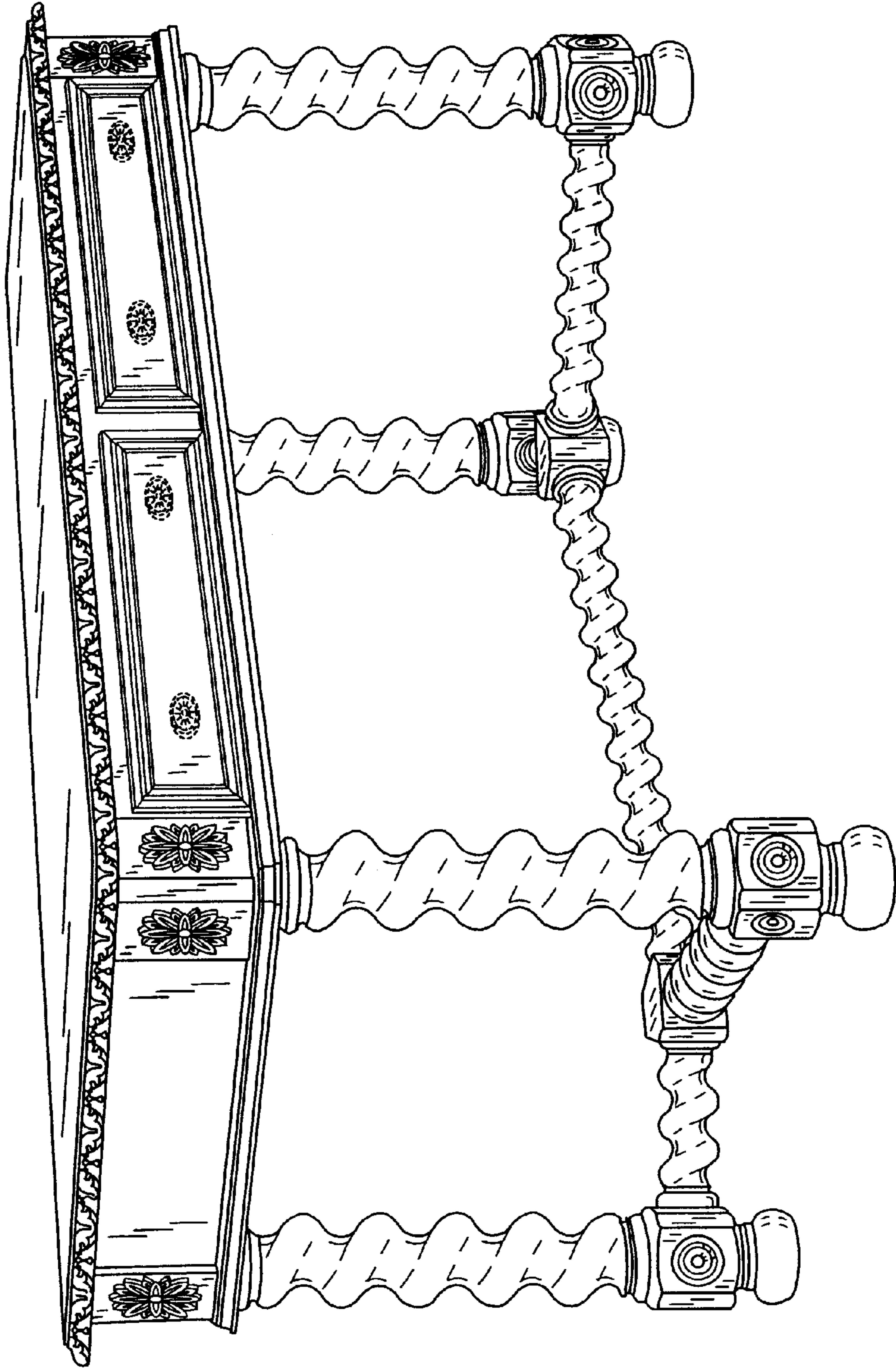


FIG. 1




FIG. 2

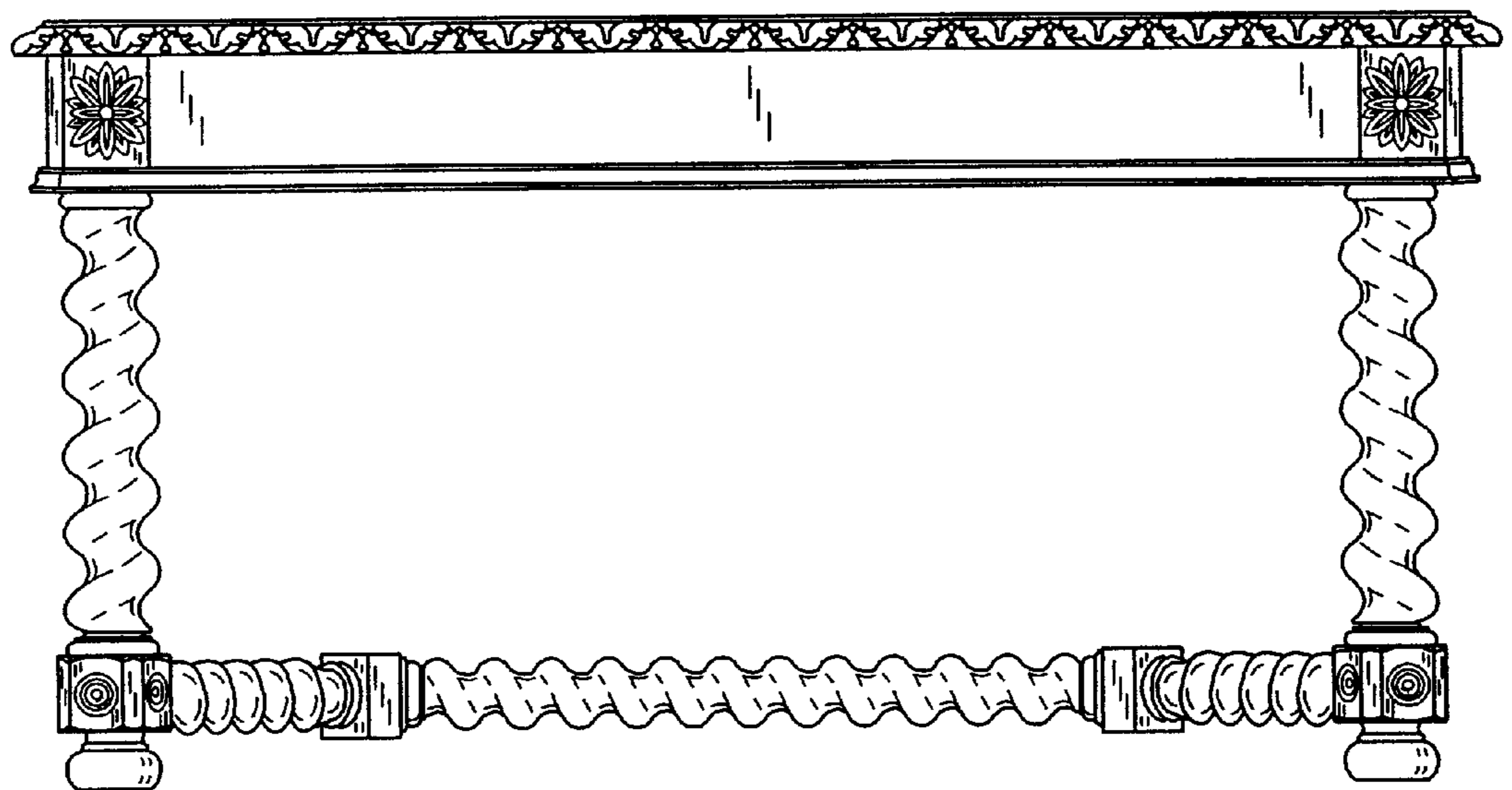


FIG. 3




FIG. 4




FIG. 5