



US00D449943B1

(12) **United States Design Patent**  
**Lanham**

(10) **Patent No.:** **US D449,943 S**

(45) **Date of Patent:** **\*\* Nov. 6, 2001**

(54) **RING DISPLAY**

(75) Inventor: **Adria Lanham**, Williamsville, NY  
(US)

(73) Assignee: **Bufkor, Inc**, Clearwater, FL (US)

(\*\*) Term: **14 Years**

(21) Appl. No.: **29/128,652**

(22) Filed: **Aug. 29, 2000**

(51) **LOC (7) Cl.** ..... **06-04**

(52) **U.S. Cl.** ..... **D6/466**

(58) **Field of Search** ..... D6/44 A, 466,  
D6/396; 211/1, 85.2

(56) **References Cited**

**U.S. PATENT DOCUMENTS**

- D. 108,562 \* 2/1938 Christen ..... D6/466
- D. 209,359 \* 11/1967 Schuler ..... D6/466
- D. 239,796 \* 5/1976 Willaims ..... D6/466

- D. 379,410 \* 5/1997 Porcaro ..... D6/466
- 3,197,166 \* 7/1965 Sandler ..... 248/500
- 3,208,713 \* 9/1965 Eichhorn ..... 248/451

\* cited by examiner

*Primary Examiner*—Dominic Simone

(74) *Attorney, Agent, or Firm*—Michael J. Striker

(57) **CLAIM**

The ornamental design for a ring display, as shown and described.

**DESCRIPTION**

FIG. 1 is a top view of a ring display showing my new design;

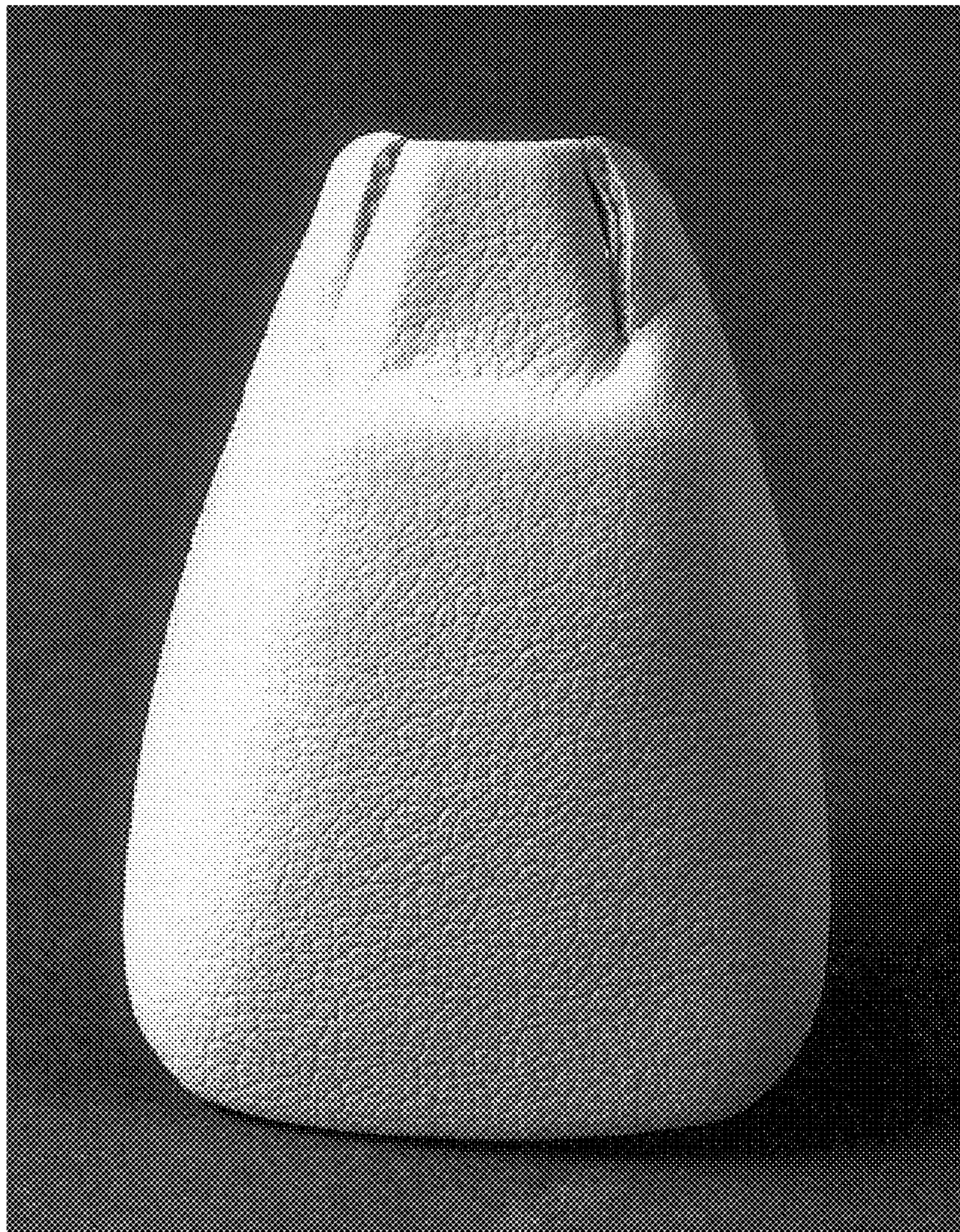
FIG. 2 is a bottom view thereof;

FIG. 3 is a front view thereof;


FIG. 4 is a rear view thereof; and,

FIG. 5 is a side view thereof which is a mirror image of the opposite side thereof.

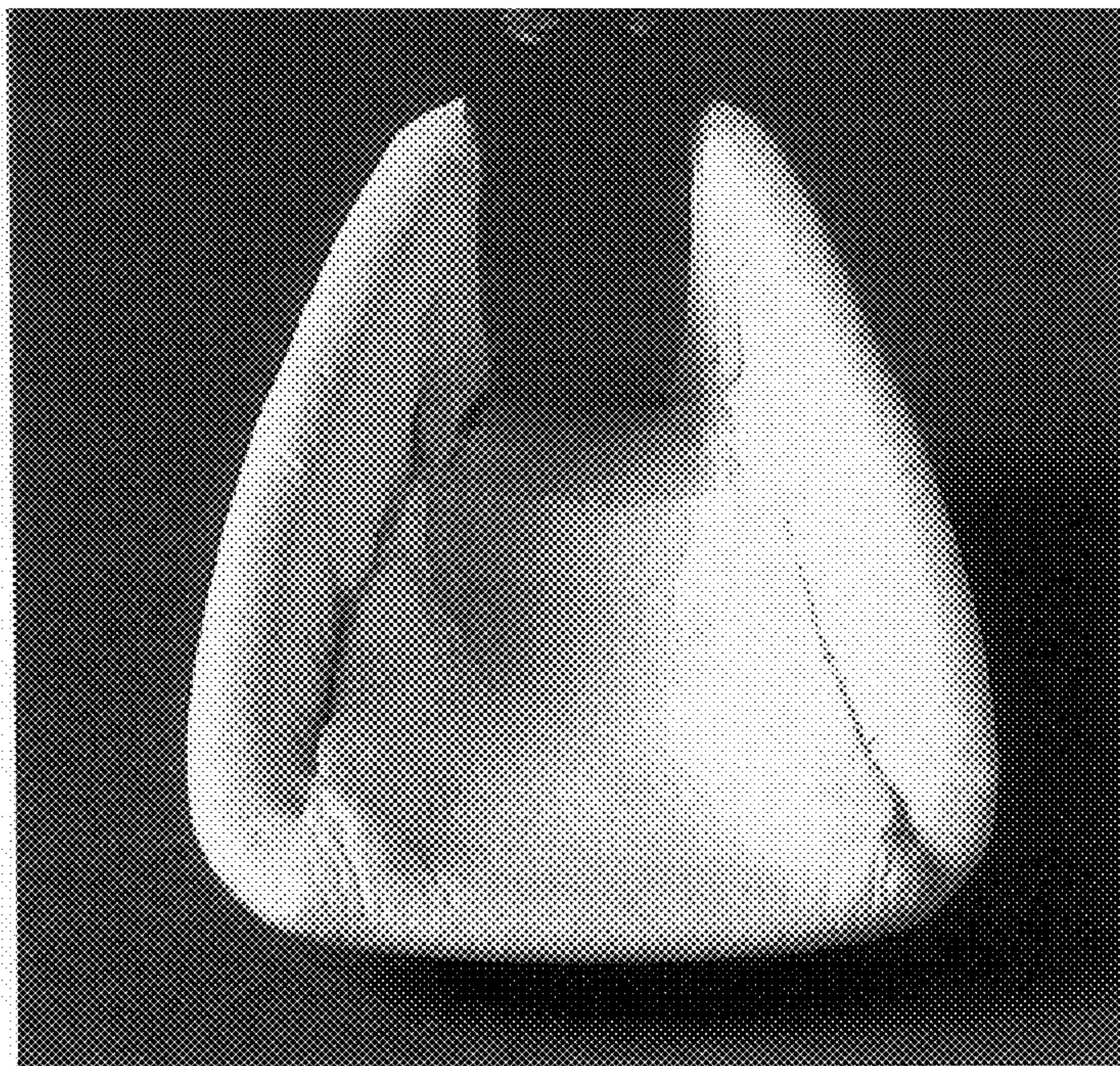
**1 Claim, 2 Drawing Sheets**








*FIG. 1*



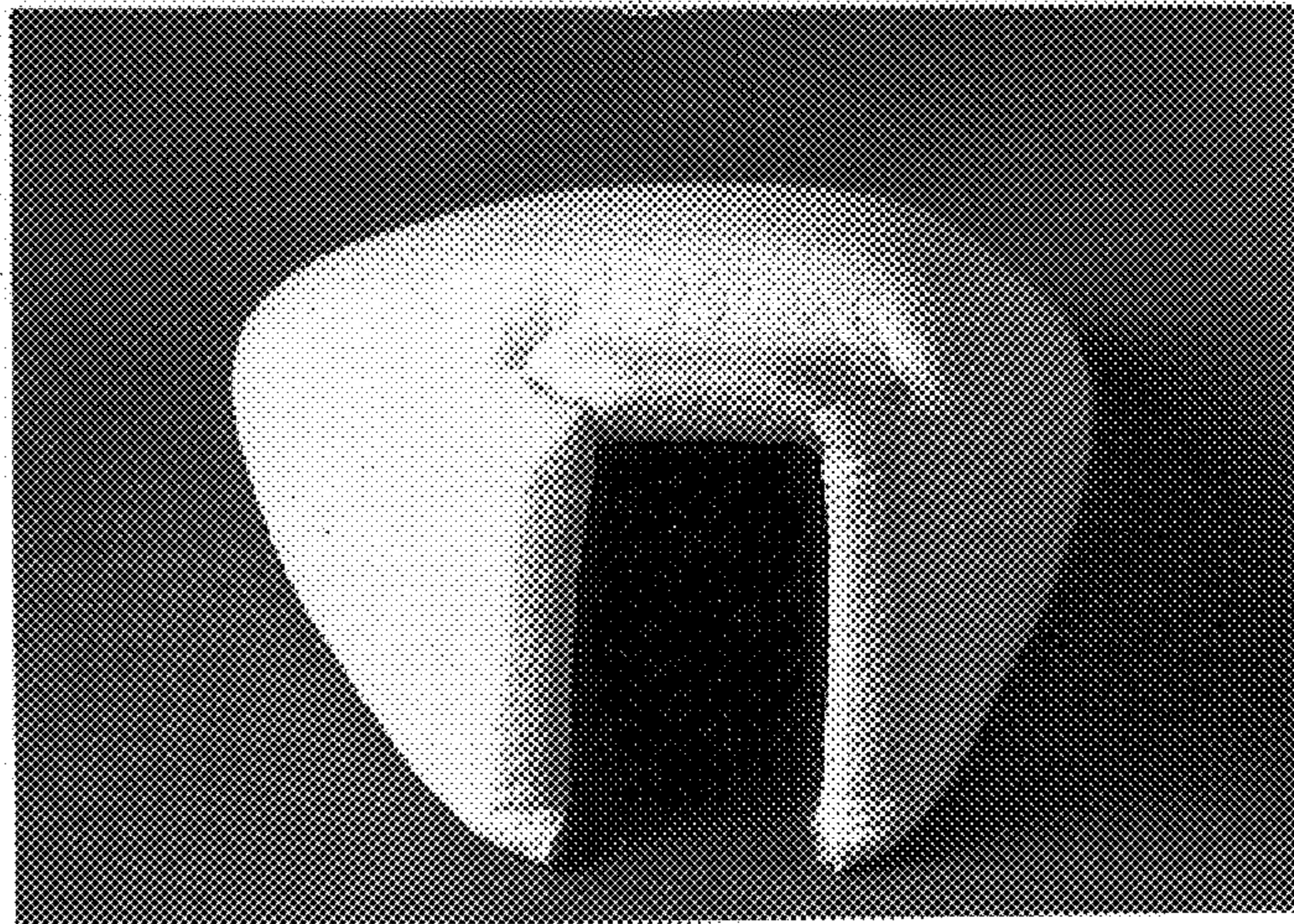
*FIG. 2*



*FIG. 3*



*FIG. 4*



*FIG. 5*

