



US00D449937B1

(12) **United States Design Patent**  
**Zuckerman**

(10) **Patent No.:** **US D449,937 S**

(45) **Date of Patent:** **\*\* Nov. 6, 2001**

(54) **SWIMSUIT HANGER**

6,070,772 \* 6/2000 Bond .

(75) Inventor: **Andrew M. Zuckerman**, New York,  
NY (US)

\* cited by examiner

(73) Assignee: **A&E Products Group, LP**, Secaucus,  
NJ (US)

*Primary Examiner*—B. J. Bullock

(74) *Attorney, Agent, or Firm*—Amster, Rothstein &  
Ebenstein

(\*\*) Term: **14 Years**

(57) **CLAIM**

(21) Appl. No.: **29/135,202**

The ornamental design for a swimsuit hanger, as shown and  
described.

(22) Filed: **Jan. 11, 2001**

**DESCRIPTION**

(51) **LOC (7) Cl.** ..... **06-08**

(52) **U.S. Cl.** ..... **D6/318; D6/326**

(58) **Field of Search** ..... D6/315, 318, 326,  
D6/513; 211/113; 223/85, 90, 91, 93, 96

FIG. 1 is a front elevational view of a swimsuit hanger  
showing my new design, with a two piece swimsuit indi-  
cated in phantom line to illustrate an environment of use and  
not as a part of the design.

FIG. 2 is a rear elevational view thereof;

FIG. 3 is a top plan view thereof;

FIG. 4 is a bottom plan view thereof; and,

FIG. 5 is an end elevational view thereof, the other end being  
substantially a mirror image except for the hook.

(56) **References Cited**

**U.S. PATENT DOCUMENTS**

- D. 301,808 \* 6/1989 Marshall .
- 4,653,678 \* 3/1987 Blanchard et al. .
- 5,992,714 \* 11/1999 Morgan .

**1 Claim, 4 Drawing Sheets**

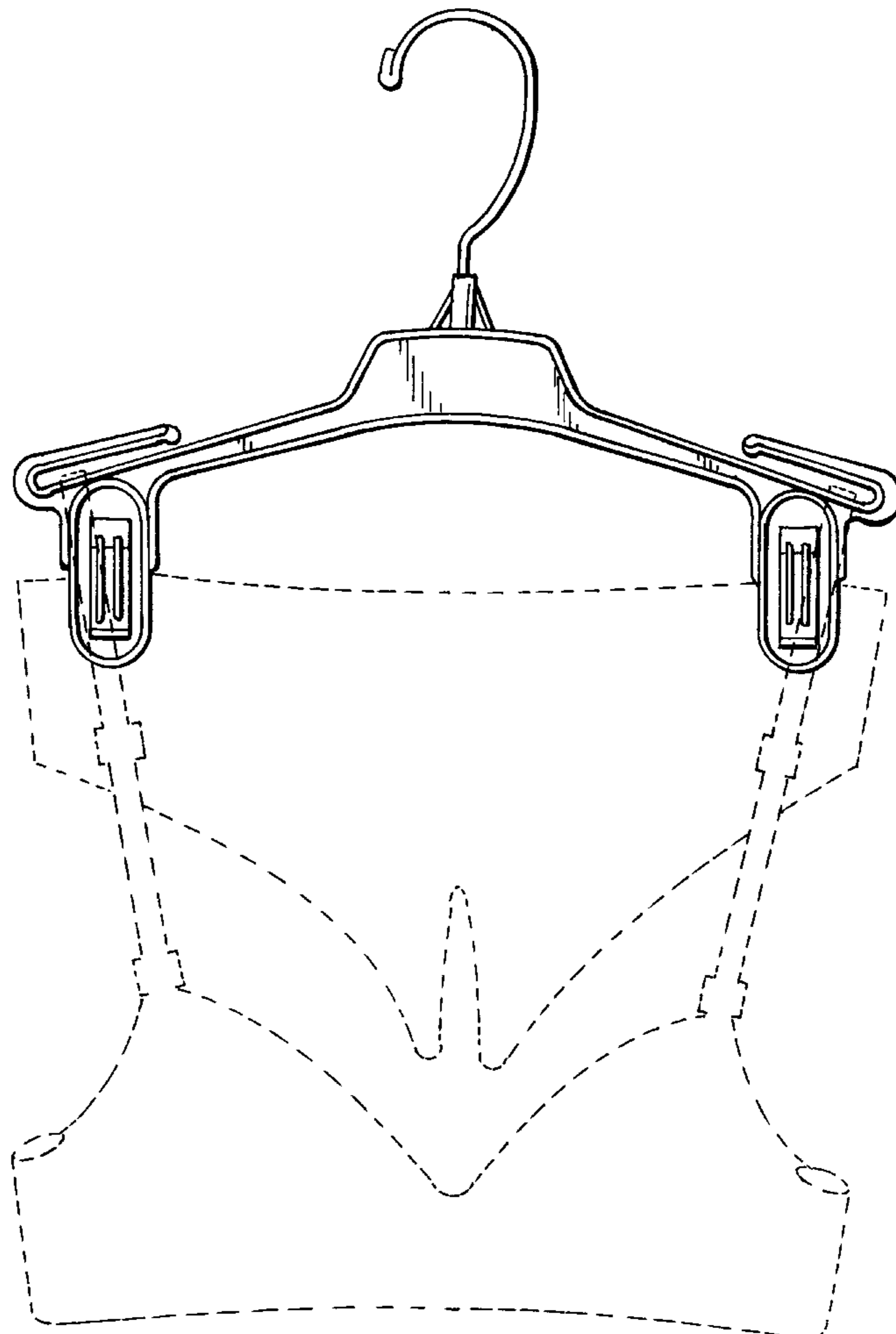
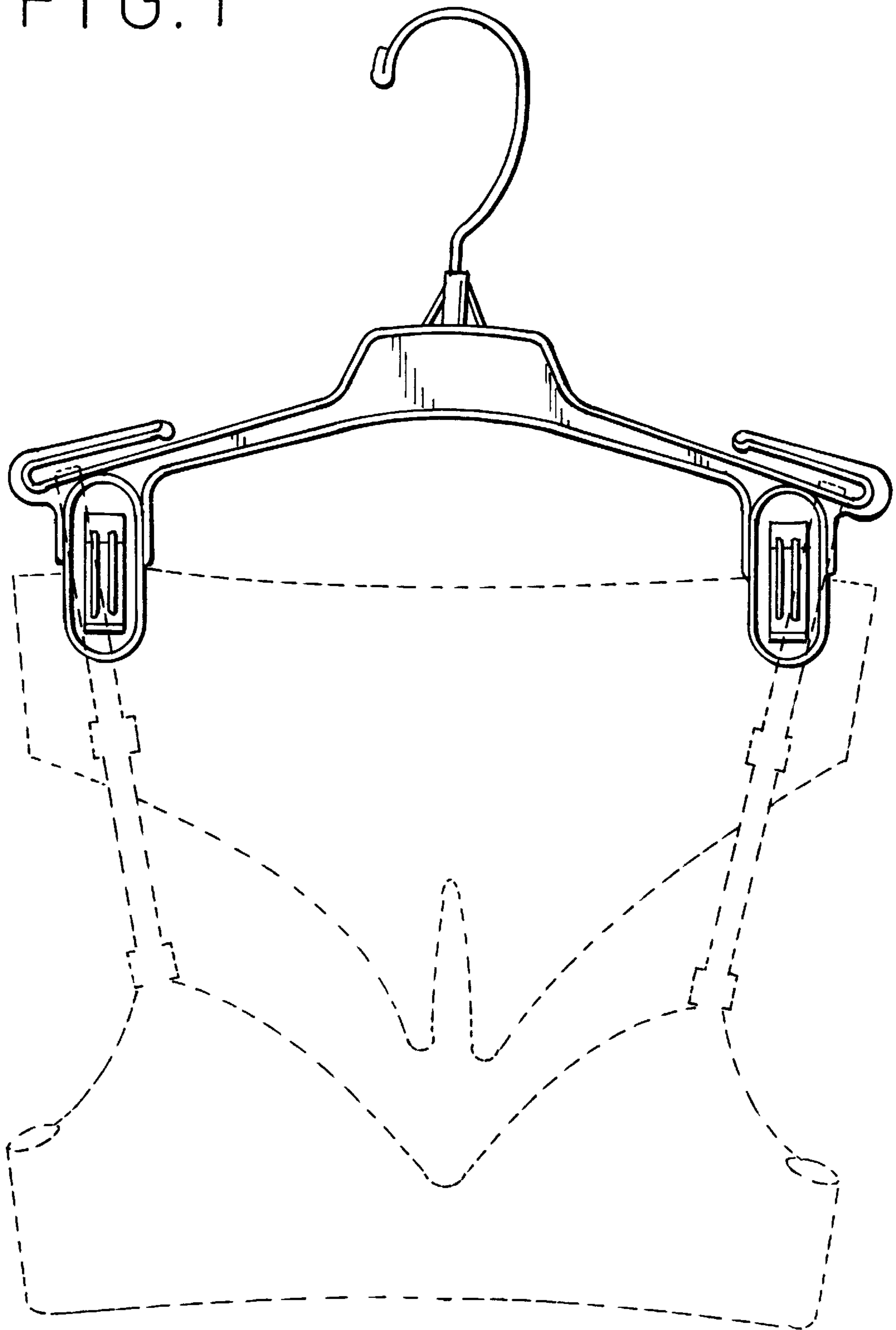


FIG. 1



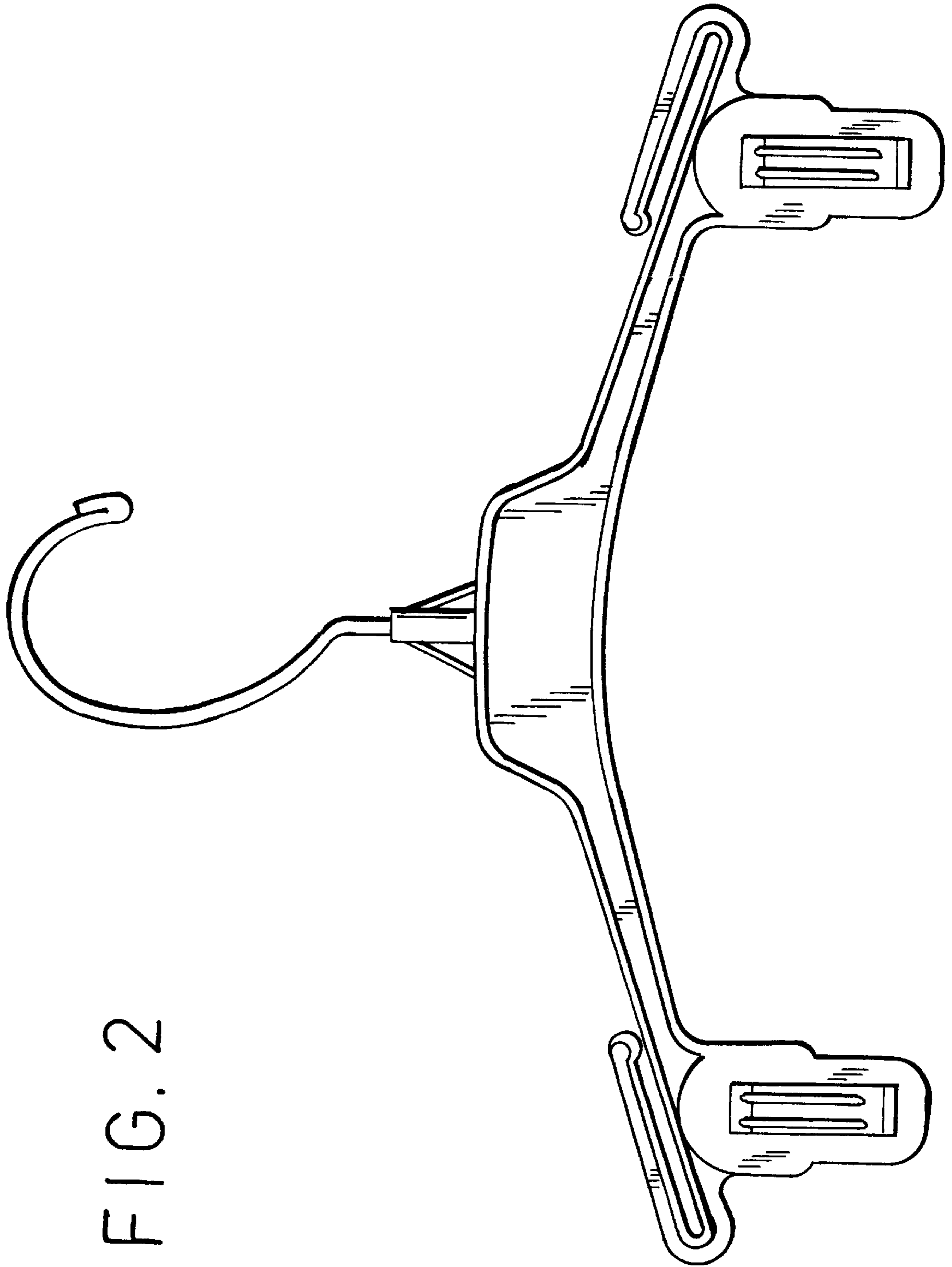


FIG. 2

FIG. 3


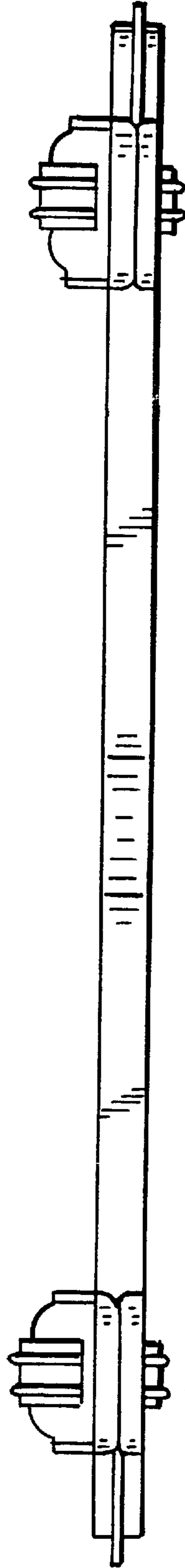


FIG. 4



# FIG. 5

