



US00D44931B1

(12) **United States Design Patent**  
**Snider**

(10) **Patent No.:** **US D449,931 S**

(45) **Date of Patent:** **\*\* Nov. 6, 2001**

(54) **STORAGE CONTAINER**

(75) **Inventor:** **Gregory Scott Snider**, Bel Air, MD  
(US)

(73) **Assignee:** **Black & Decker Inc.**, Newark, DE  
(US)

(\*\*) **Term:** **14 Years**

(21) **Appl. No.:** **29/126,419**

(22) **Filed:** **Jul. 14, 2000**

(51) **LOC (7) Cl.** ..... **03-01**

(52) **U.S. Cl.** ..... **D3/294; D3/905**

(58) **Field of Search** ..... **D3/272, 273, 276,**  
**D3/281, 282, 294, 905; 206/349, 372, 373,**  
**378, 379**

(56) **References Cited**

**U.S. PATENT DOCUMENTS**

D. 275,339	9/1984	McKinnon .	
D. 314,665	2/1991	Wu et al. .	
D. 333,912	3/1993	Cheng .	
D. 347,731	6/1994	Hayakawa et al. ....	D3/282
D. 351,504	10/1994	Tarozzi .....	D3/276
D. 355,826	2/1995	Chow .....	D8/71
D. 358,257	5/1995	Sidabras et al. ....	D3/282
D. 362,546	9/1995	Mundorf et al. ....	D3/276
D. 368,371	4/1996	Calmeise .....	D3/282
D. 369,240	4/1996	Newby, Sr. ....	D3/268
D. 370,557	6/1996	Ferris et al. ....	D3/205
D. 374,988 *	10/1996	Hillinger .....	D3/905
D. 394,952 *	6/1998	Wei .....	D3/294
D. 399,652	10/1998	Fang .....	D3/282
D. 404,917	2/1999	Miller et al. ....	D3/294

D. 406,192	3/1999	Schurman .....	D3/282
D. 408,630	4/1999	Johnson et al. ....	D3/276
D. 417,077	11/1999	Sheu .....	D3/294
D. 422,787 *	4/2000	Feng .....	D3/905
D. 431,359 *	10/2000	Lapidus .....	D3/905
D. 436,441 *	1/2001	Lapidus .....	D3/905
D. 437,684 *	2/2001	Streich et al. ....	D3/294
4,260,057 *	4/1981	Wall-Andersen .....	206/379
6,050,409 *	4/2000	Delbeck et al. ....	206/375

\* cited by examiner

*Primary Examiner*—Philip S. Hyder

(74) *Attorney, Agent, or Firm*—Harness, Dickey & Pierce,  
P.L.C.

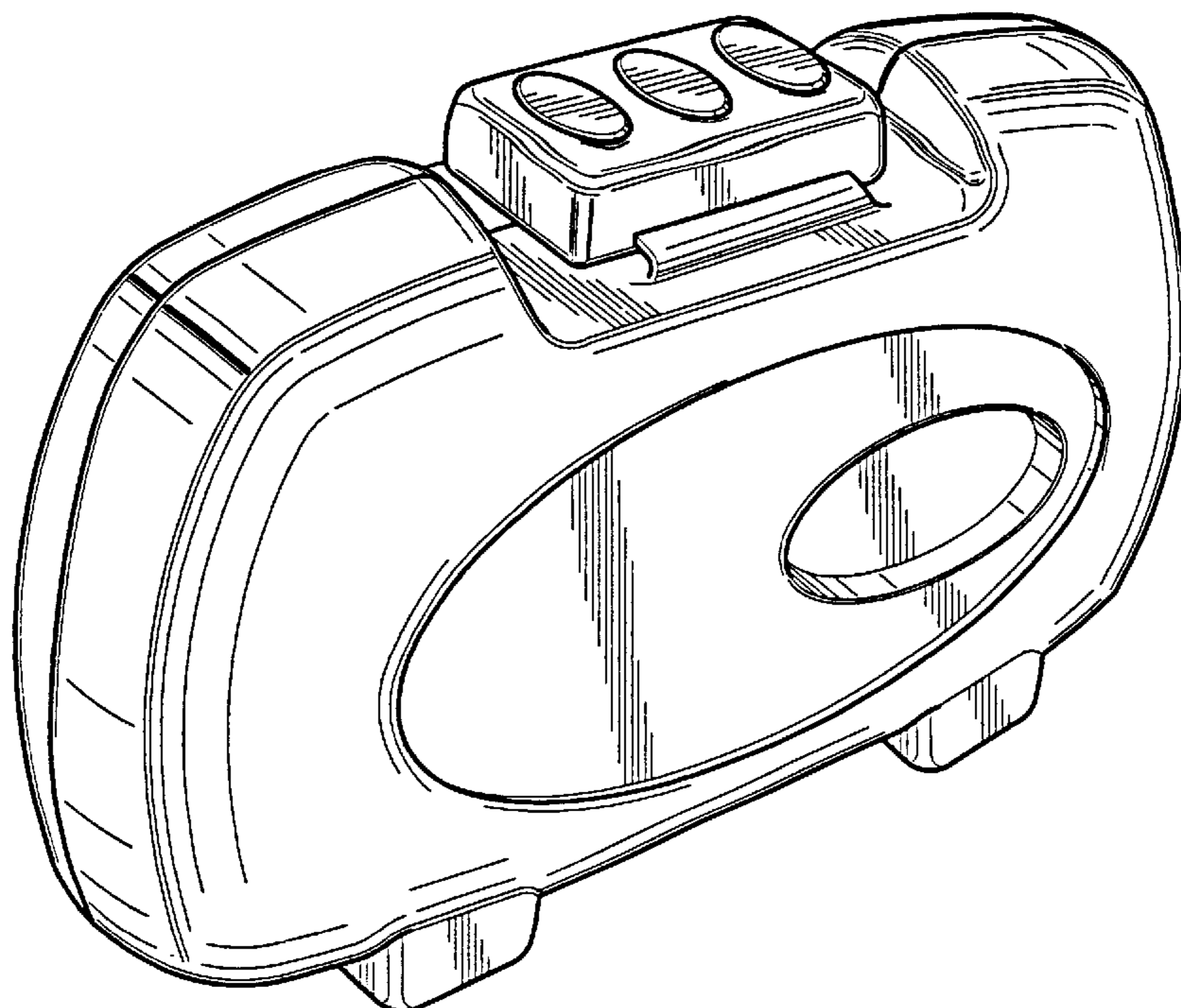
(57) **CLAIM**

The ornamental design for a storage container, as shown and described.

**DESCRIPTION**

FIG. 1 is a front perspective view of a storage container shown in the closed position;  
 FIG. 2 is a front view thereof;  
 FIG. 3 is a top view thereof;  
 FIG. 4 is a rear view thereof;  
 FIG. 5 is a bottom view thereof;  
 FIG. 6 is a right side view thereof, the left side is a mirror image of the right side;  
 FIG. 7 is a right side view of the storage container in an open position; and,  
 FIG. 8 is an open view of the inside of the container, the broken lines showing bits and storage compartments for bits are for illustrative purposes only and forms no part of the claim.

**1 Claim, 4 Drawing Sheets**



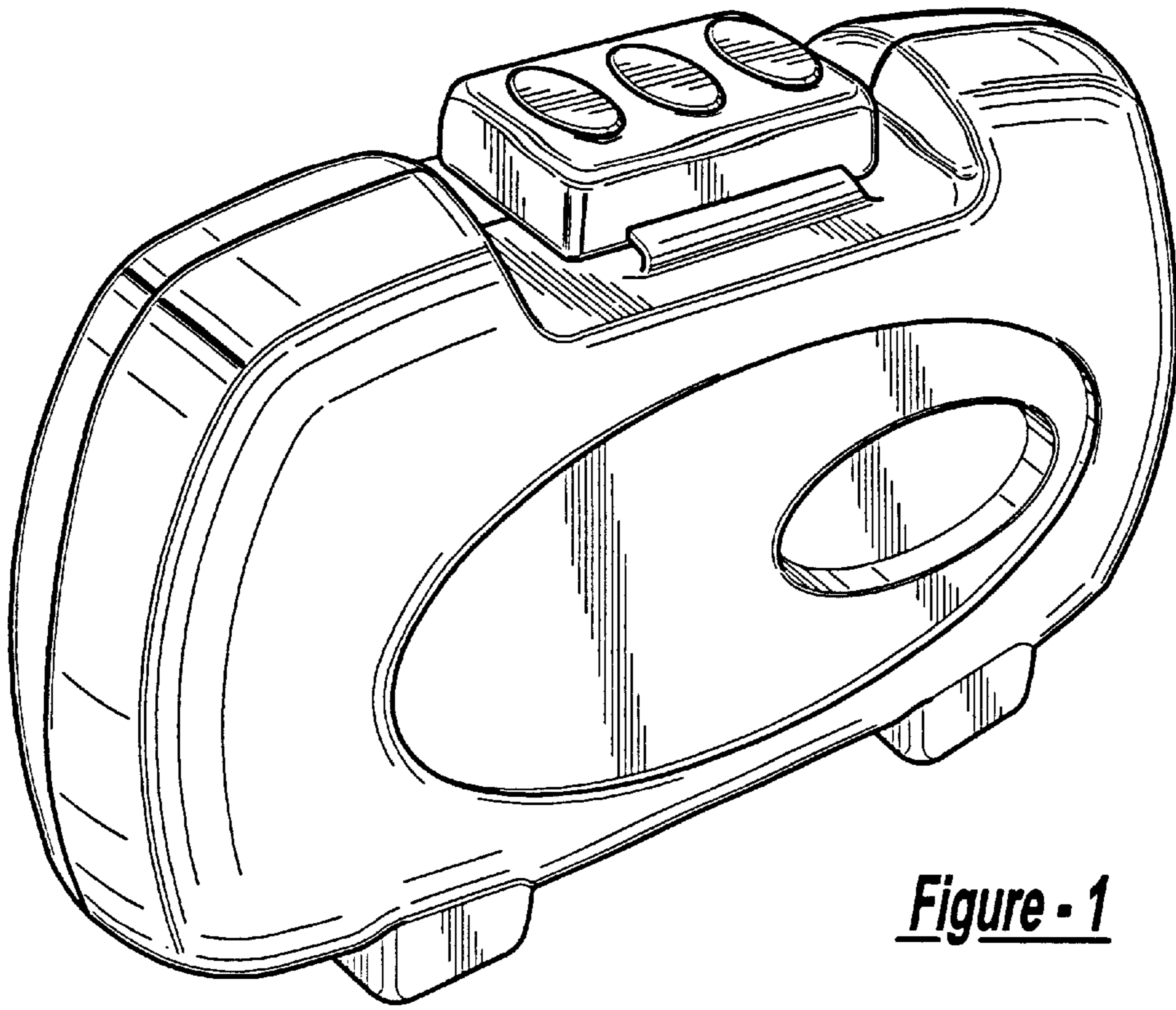


Figure - 1

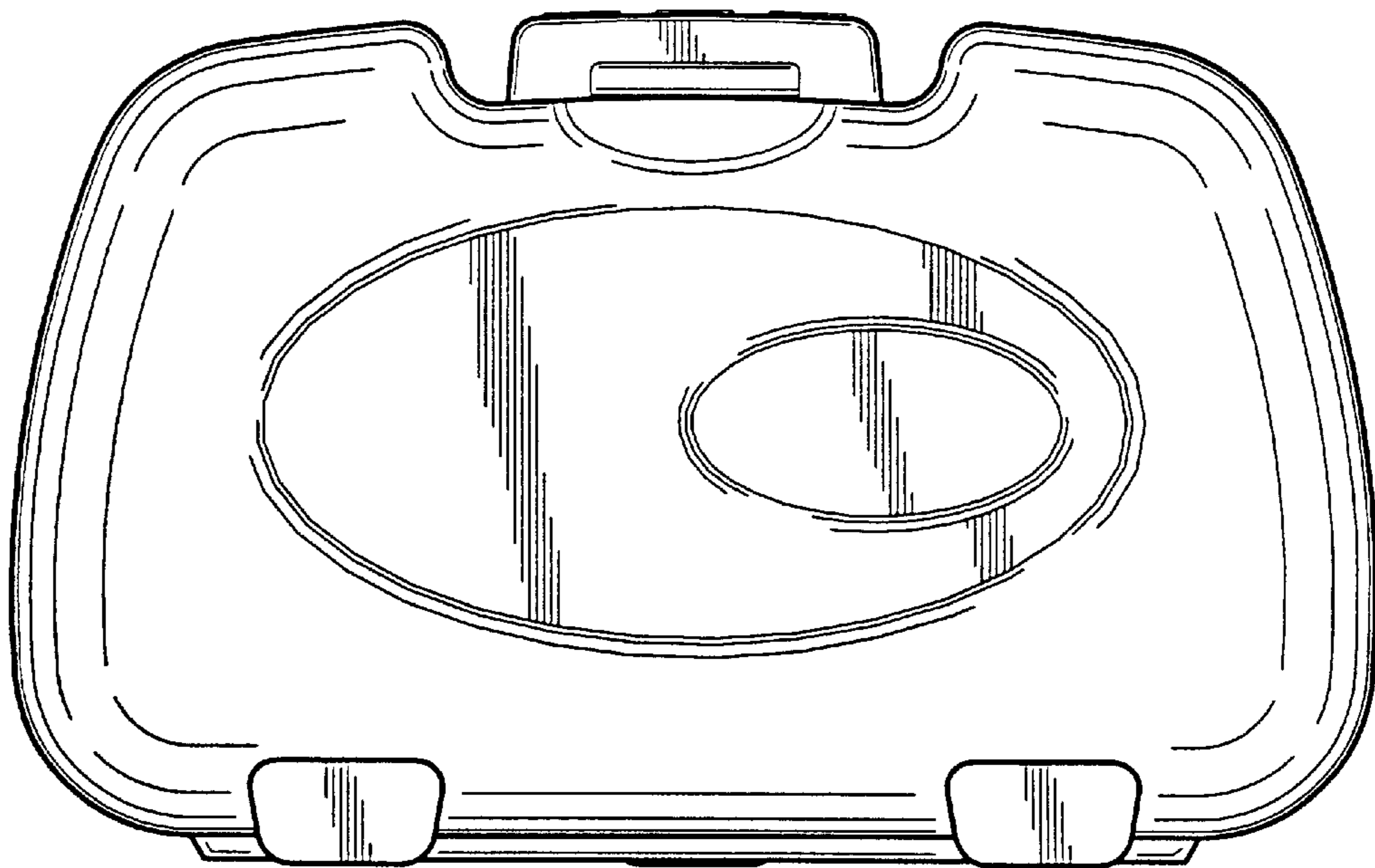


Figure - 2

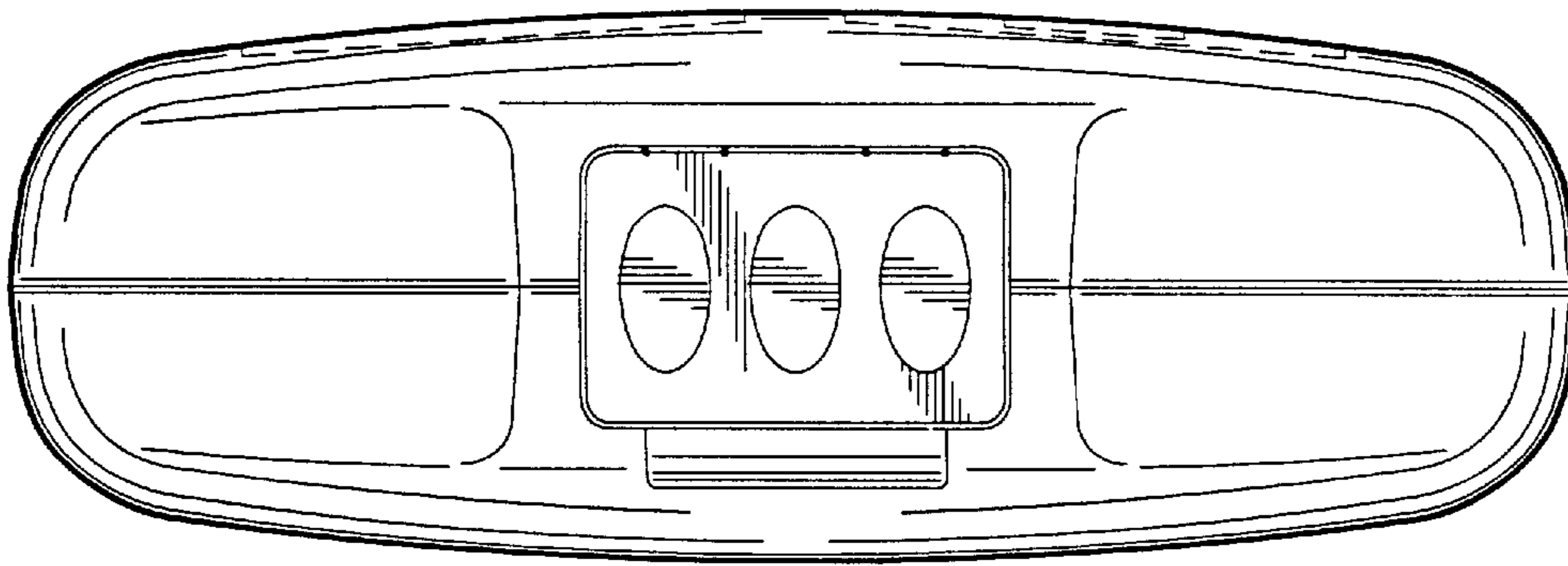


Figure - 3

Figure - 4


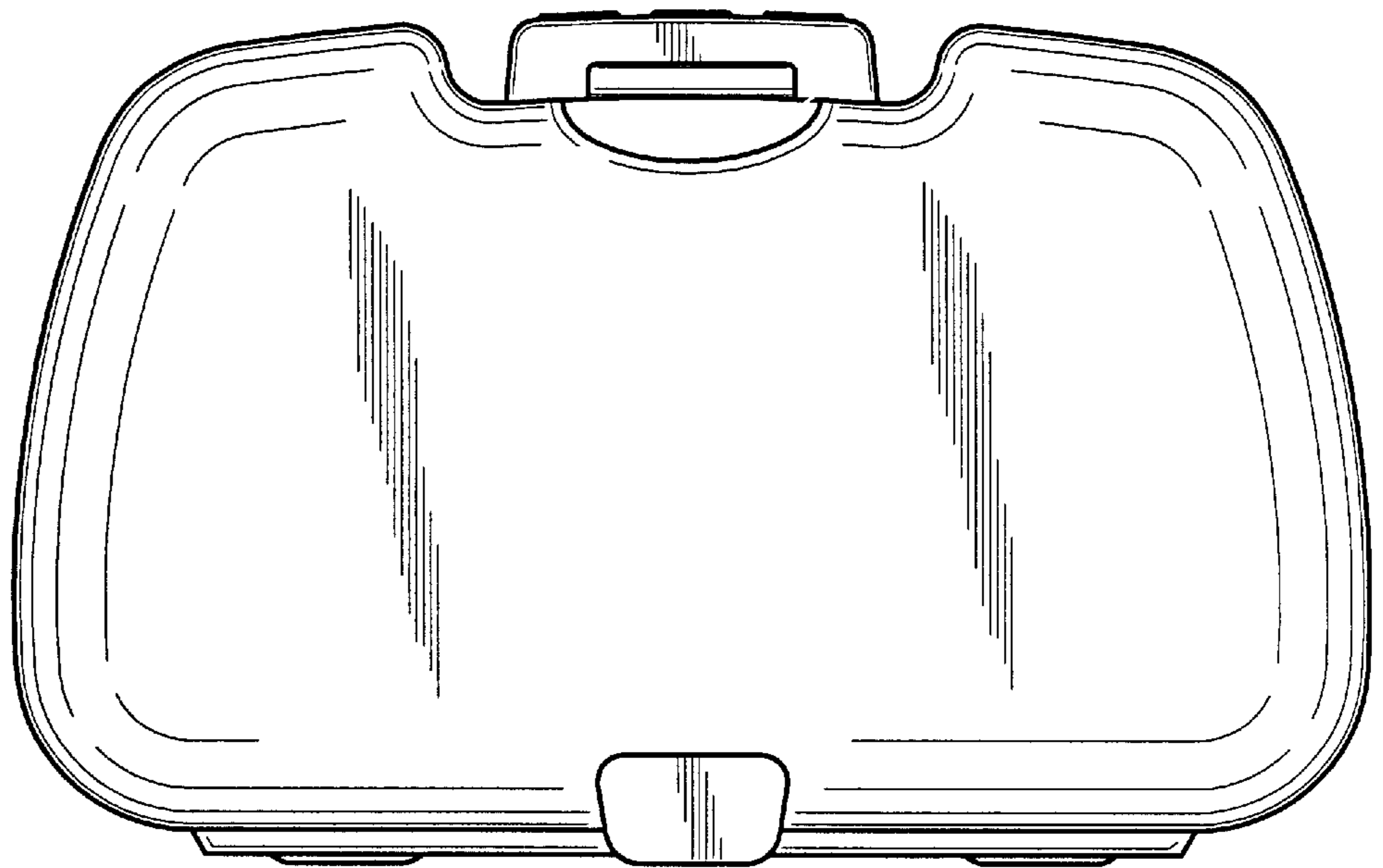
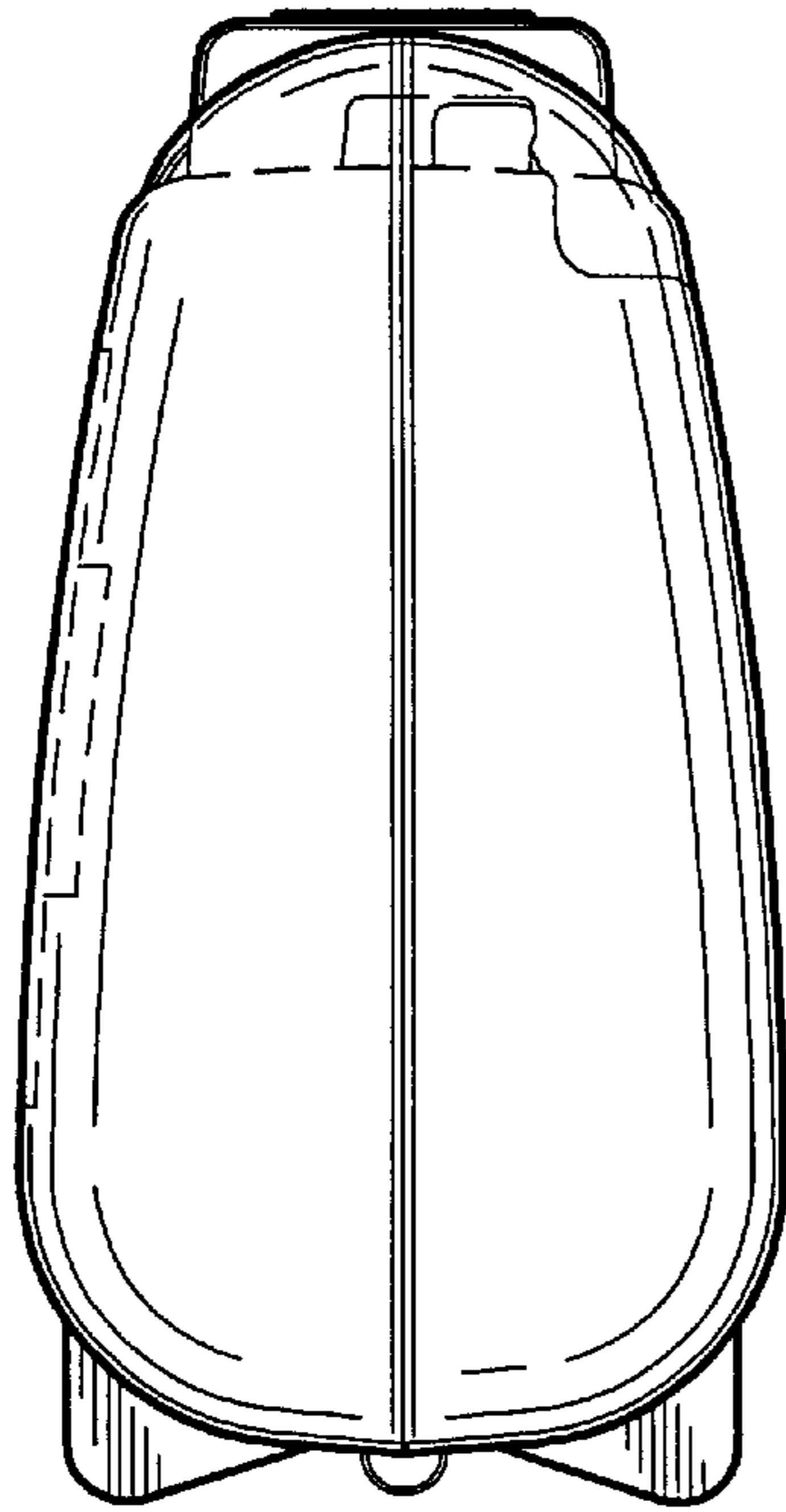
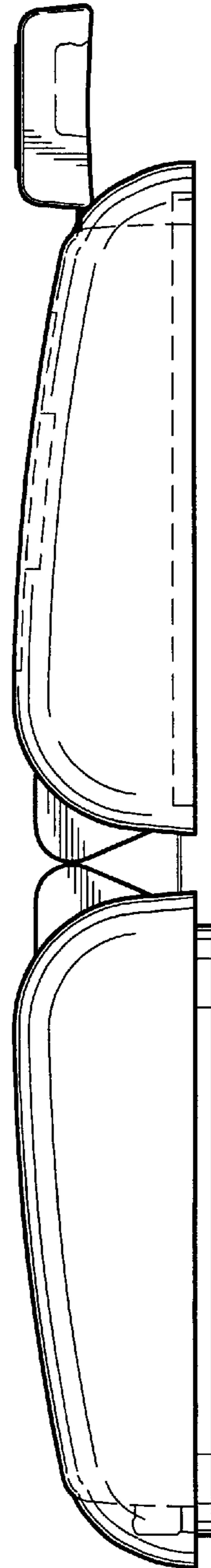


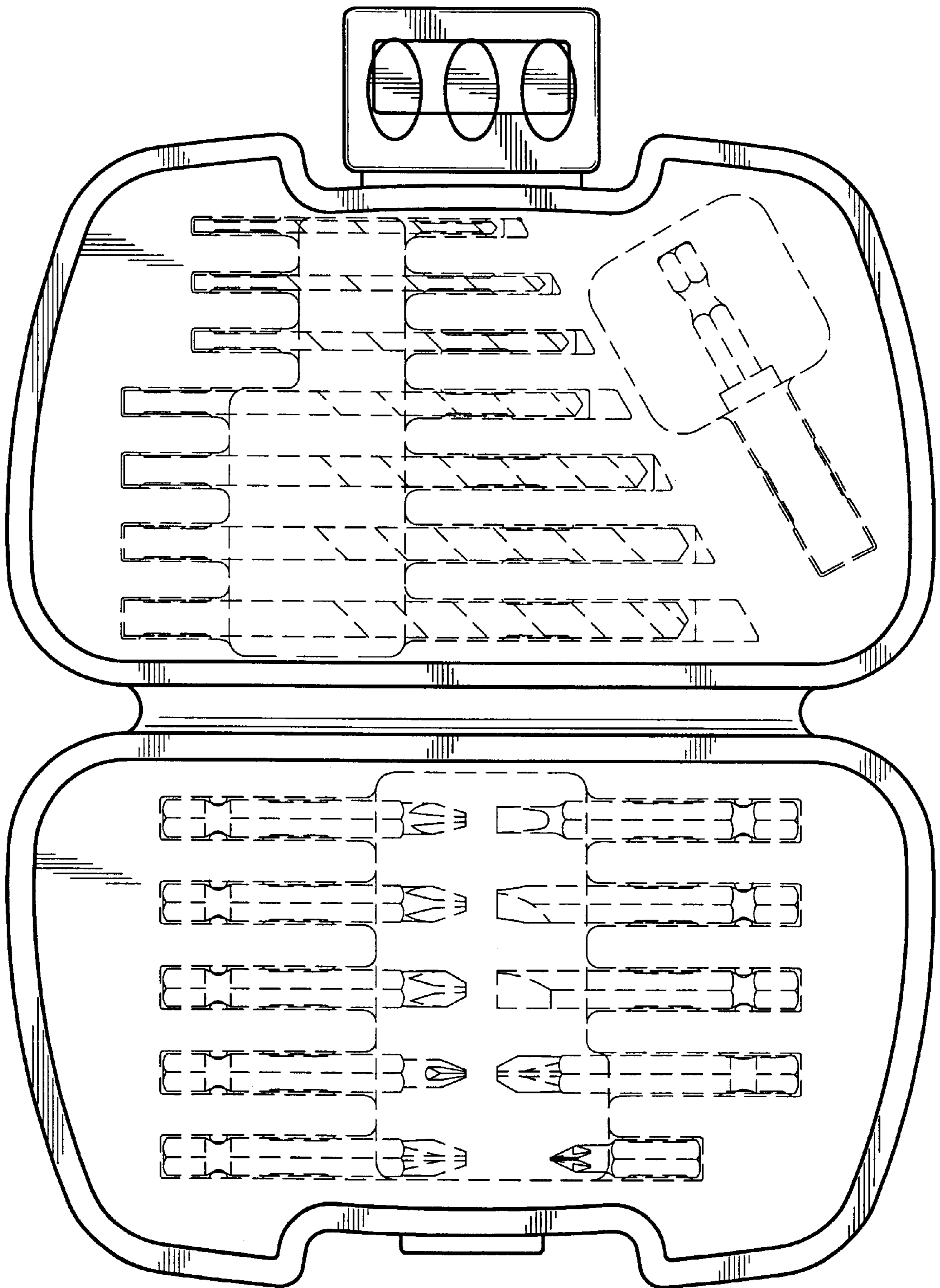
Figure - 5



**Figure - 6**



**Figure - 7**



**Figure - 8**