



US00D449927B1

(12) **United States Design Patent**
Dorizas

(10) **Patent No.:** **US D449,927 S**

(45) **Date of Patent:** **** Nov. 6, 2001**

(54) **STORAGE HOLDER/PROTECTOR**

4,407,410 * 10/1983 Graetz et al. 206/457 X
5,181,742 * 1/1993 Peng 206/554 X

(76) Inventor: **Peter Dorizas**, 22 Killarney Drive,
Killarney Heights, NSW 2087 (AU)

* cited by examiner

(**) Term: **14 Years**

Primary Examiner—Louis S. Zarfes
Assistant Examiner—Robert A. Delehanty
(74) *Attorney, Agent, or Firm*—Lyon & Lyon LLP

(21) Appl. No.: **29/118,003**

(22) Filed: **Jan. 25, 2000**

(57) **CLAIM**

(51) **LOC (7) Cl.** **03-01**

I claim, the ornamental design for a storage holder/protector,
as shown and described.

(52) **U.S. Cl.** **D3/201**

(58) **Field of Search** D3/201, 203, 206,
D3/226, 247, 249, 250, 253, 269–271, 303,
315, 318; 200/307–308.3, 318, 425, 447,
449, 454–457, 527, 822, 233, 818; 383/62,
86

DESCRIPTION

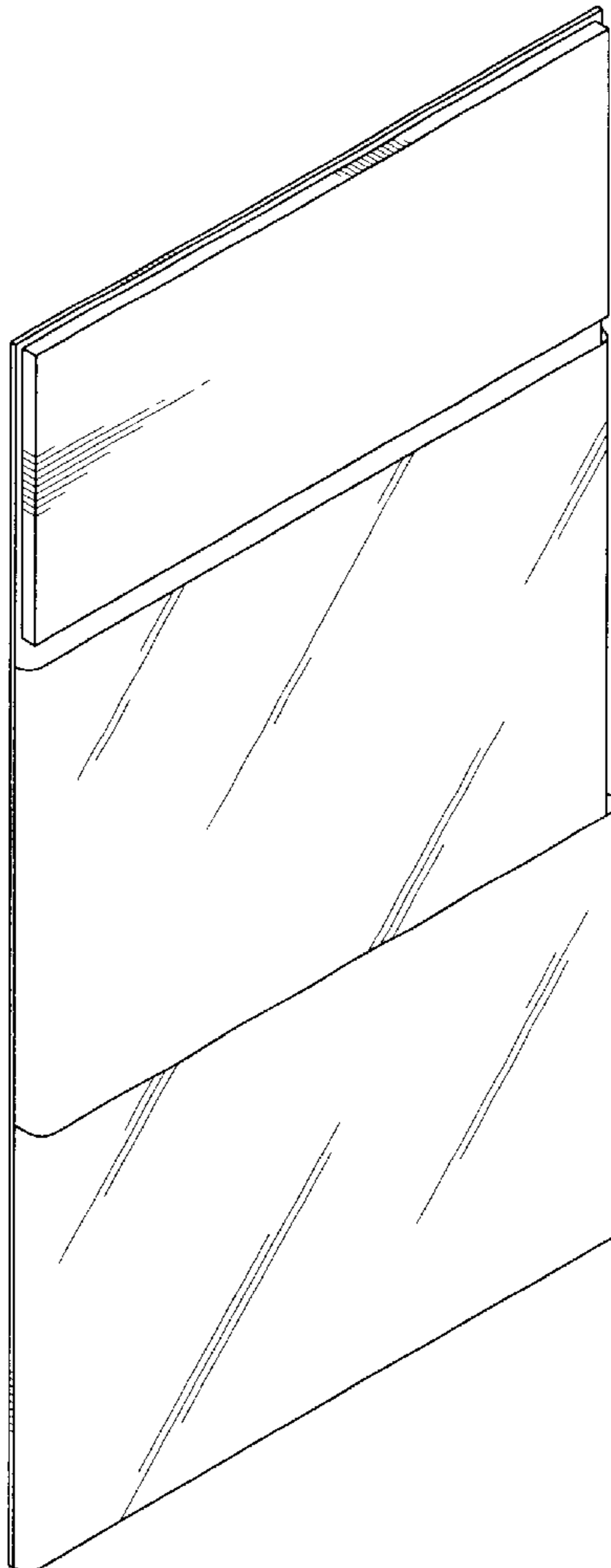
(56) **References Cited**

U.S. PATENT DOCUMENTS

D. 410,769 6/1999 Dorizas D3/201
2,055,405 * 9/1936 Flint D3/243 X
3,144,960 * 8/1964 Membrino 206/449 X

FIG. 1 is a front perspective view of a storage holder/
protector showing my new design;
FIG. 2 is a side elevational view, the opposite side being a
mirror image thereof;
FIG. 3 is a top plan view thereof;
The rear view is plain and unornamental;
FIG. 4 is a side elevational view of a second embodiment
thereof, the opposite side being a mirror image thereof; and,
FIG. 5 is a front perspective view thereof.

1 Claim, 2 Drawing Sheets



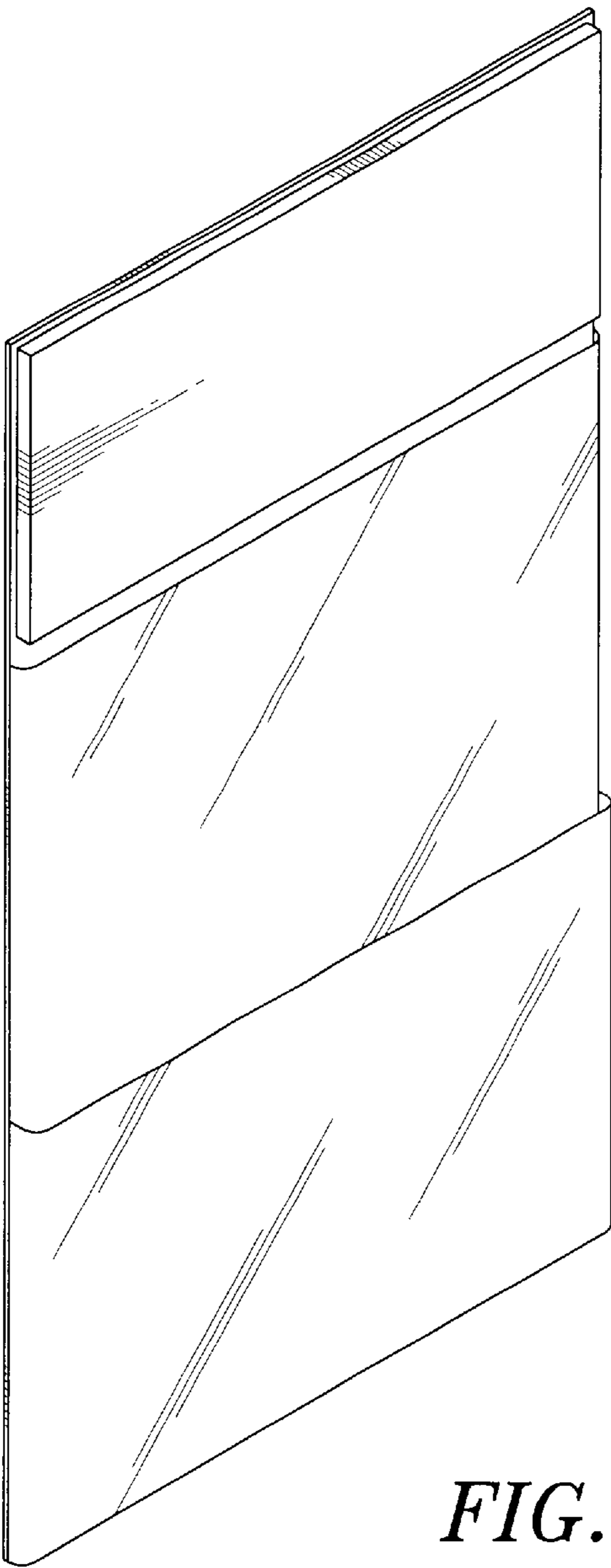


FIG. 1

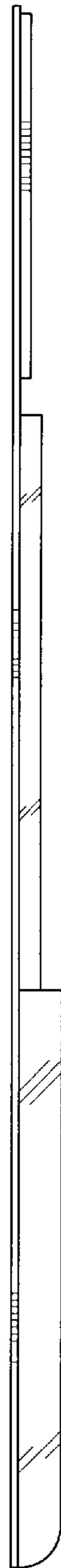


FIG. 2




FIG. 3

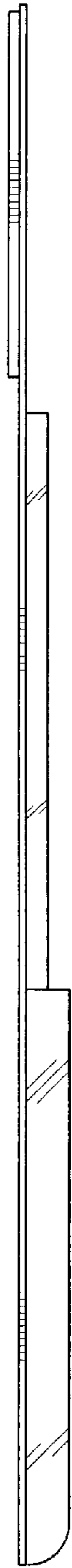


FIG. 4




FIG. 5