



US00D449925B1

(12) **United States Design Patent**  
**Teague**

(10) **Patent No.:** **US D449,925 S**

(45) **Date of Patent:** **\*\* Nov. 6, 2001**

(54) **SIDE ELEMENT OF A SHOE UPPER**

(75) Inventor: **Tracy L. Teague**, Aloha, OR (US)

(73) Assignee: **Nike, Inc.**, Beaverton, OR (US)

(\*\*) Term: **14 Years**

(21) Appl. No.: **29/143,599**

(22) Filed: **Jun. 14, 2001**

(51) **LOC (7) Cl.** ..... **02-99**

(52) **U.S. Cl.** ..... **D2/972**

(58) **Field of Search** ..... D2/896, 902, 907,  
D2/943, 944, 946, 969, 972, 973; 36/45,  
50.1, 51, 77 M, 77 R, 81, 83, 88, 113,  
114, 126-130

(56) **References Cited**

**U.S. PATENT DOCUMENTS**

- D. 380,082 \* 6/1997 Hatfield ..... D2/972
- D. 382,695 \* 8/1997 Teague ..... D2/972
- D. 382,696 \* 8/1997 Lozano ..... D2/972
- D. 393,347 4/1998 Kuerbis .
- D. 412,235 7/1999 Taylor et al. .
- D. 431,349 \* 10/2000 Matis ..... D2/969
- D. 431,899 10/2000 Cooper .
- D. 436,717 1/2001 Schwartz .

**OTHER PUBLICATIONS**

- “Nike Footwear Catalog,” Fall 1998, published Nov. 1, 1997 (p. W53), Beaverton, Oregon.
- “Nike Footwear Catalog,” Holiday 1998, published Feb. 1, 1998 (p. W54), Beaverton, Oregon.
- “Nike Footwear Catalog,” Spring 1999, published Jun. 1, 1998 (pp. W1, W2, M1, M3), Beaverton, Oregon.
- “Nike Footwear Catalog,” Fall 1999, published Nov. 1, 1998 (pp. W9, W24, M9, M45), Beaverton, Oregon.
- “Nike Footwear Catalogs A & B,” Spring 2000, published Jul. 1, 1999, (pp. W26, W28, W29, M11), Beaverton, Oregon.

“Nike Footwear Catalog A,” Fall 2000, published Nov. 1, 1999, (pp. M16, M45, M58), Beaverton, Oregon.

“Nike Footwear Catalog B,” Fall 2000, published Nov. 1, 1999, (pp. M37, W21), Beaverton, Oregon.

“Nike Footwear Catalog,” Holiday 2000, published Mar. 1, 2000, 1999, (pp. M28, M122), Beaverton, Oregon.

“Nike Footwear Catalog,” Spring 2001, published Jun. 1, 2000, (pp. W19, M40, M41, M42, M44), Beaverton, Oregon.

“Nike Footwear Catalog,” Late Spring 2001, published Sep. 1, 2000, (pp. W11, M40, M41), Beaverton, Oregon.

“Nike Footwear Catalog,” Holiday 2001, published Feb. 1, 2001, (p. W44), Beaverton, Oregon.

\* cited by examiner

*Primary Examiner*—Dominic Simone

(74) *Attorney, Agent, or Firm*—Trask Britt

(57) **CLAIM**

The ornamental design for a side element of a shoe upper, as shown and described.

**DESCRIPTION**

FIG. 1 is a prospective view of a side element of a shoe upper showing my new design; the even, dashed lines within the shaded area, represent stitching.

FIG. 2 is a side view of the side element of a shoe upper shown in FIG. 1;

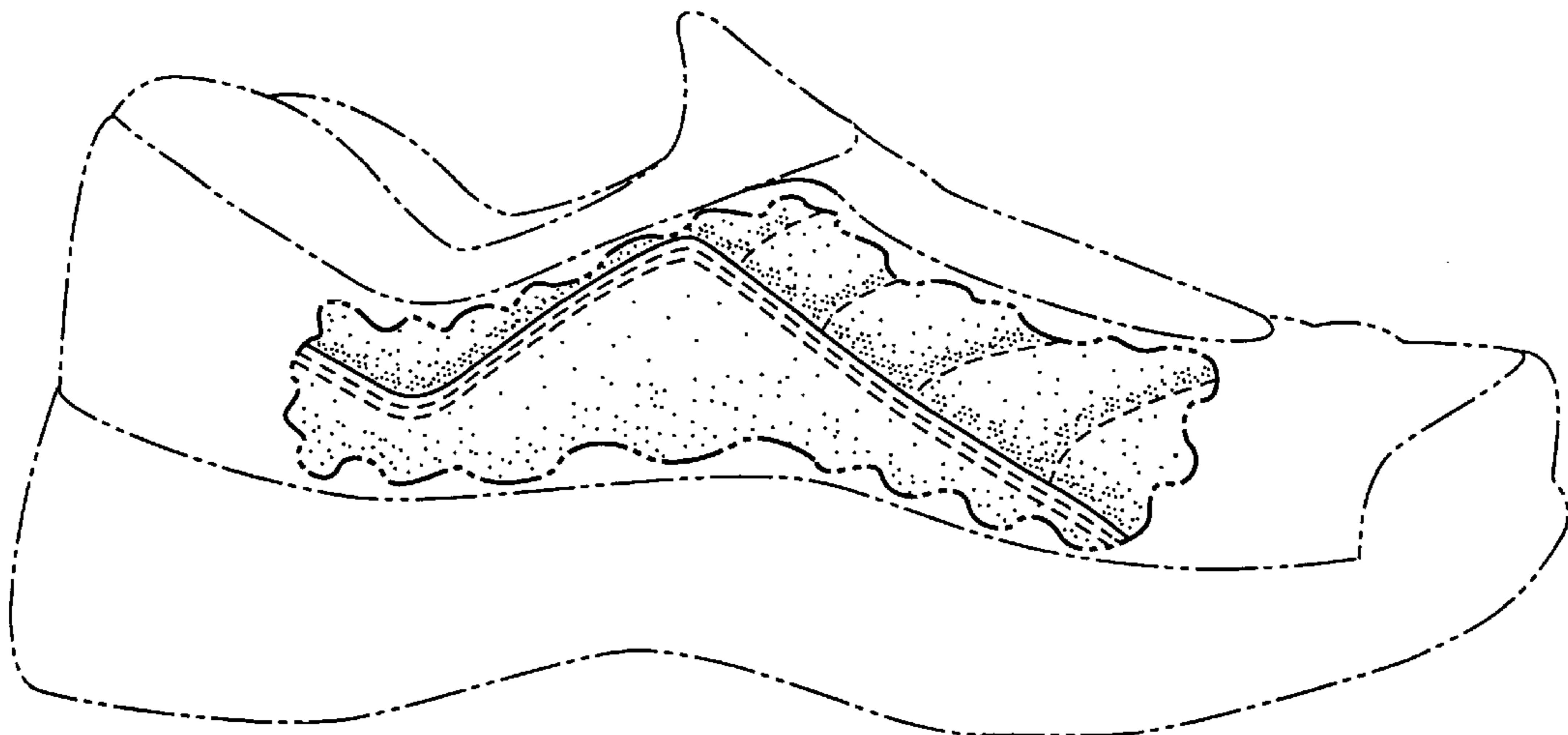
FIG. 3 is a front view of the side element of a shoe upper shown in FIG. 1;

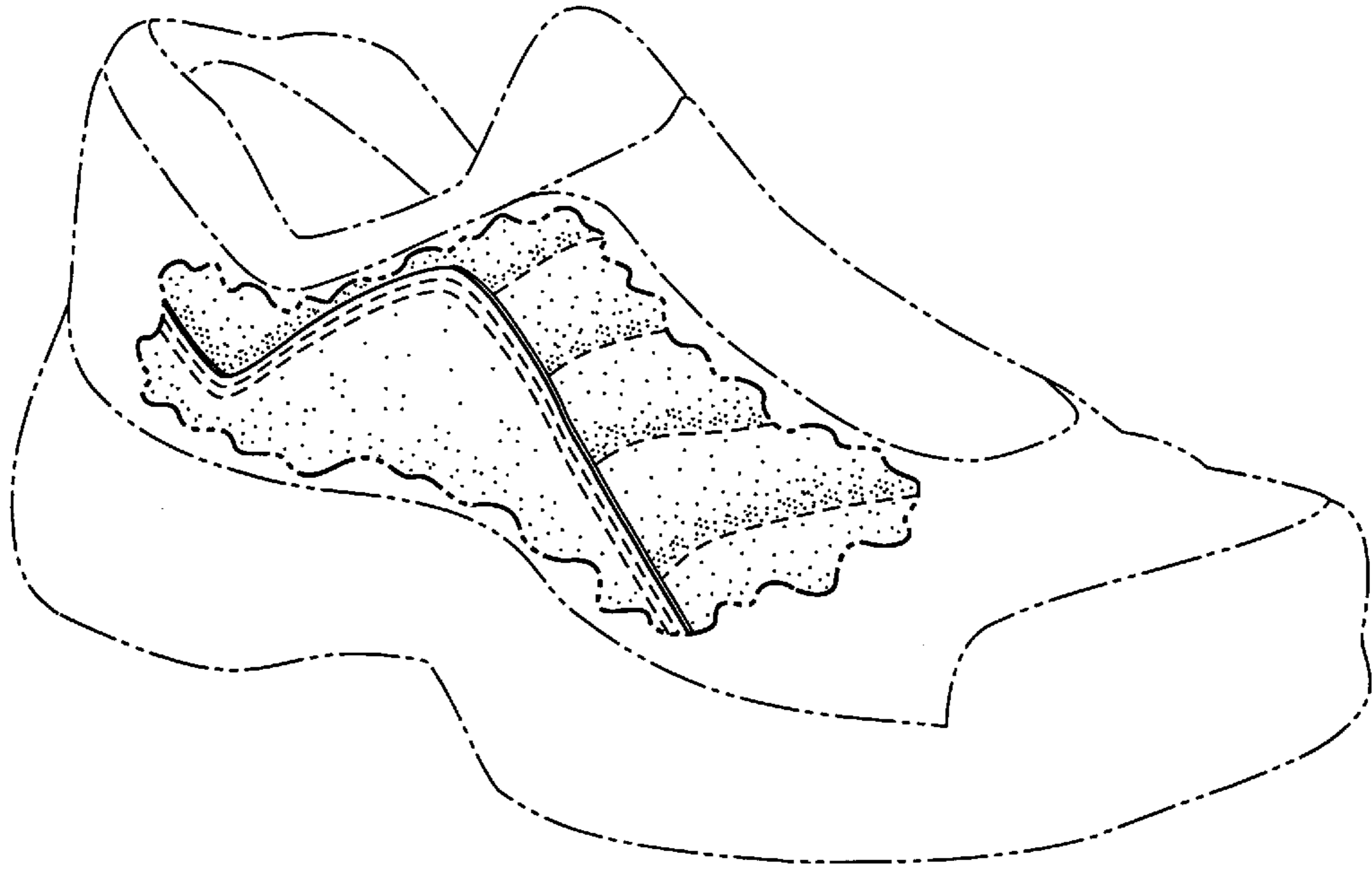
FIG. 4 is a rear view of the side element of a shoe upper shown in FIG. 1; and,

FIG. 5 is a top plan view of the side element of a shoe upper shown in FIG. 1.

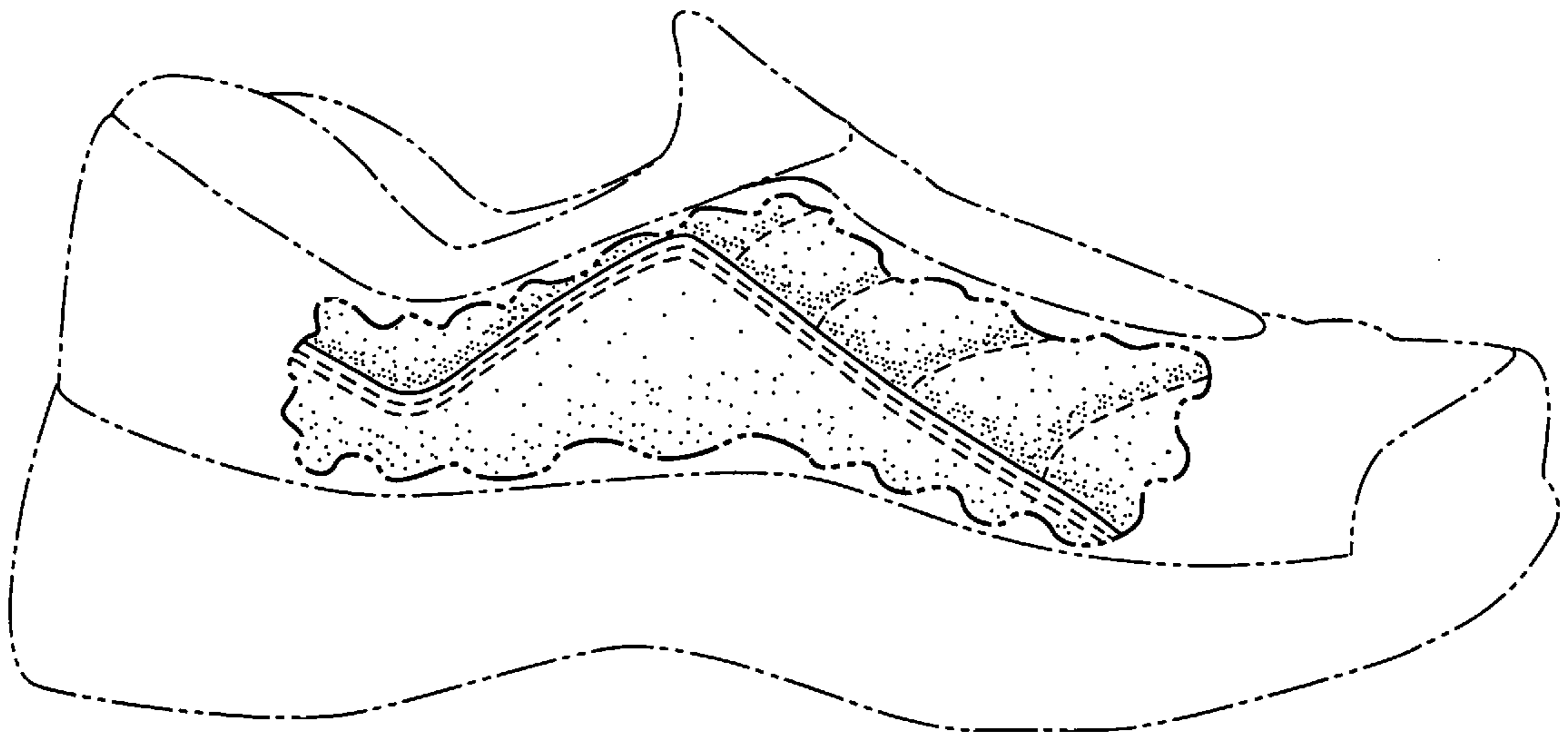
The uneven, broken lines immediately adjacent to the shaded area represent the bounds of the claimed design. All other uneven, broken lines represent the remaining portions of the shoe. The uneven, broken line representations are for illustrative purposes only and form no part of the claimed design.

**1 Claim, 2 Drawing Sheets**

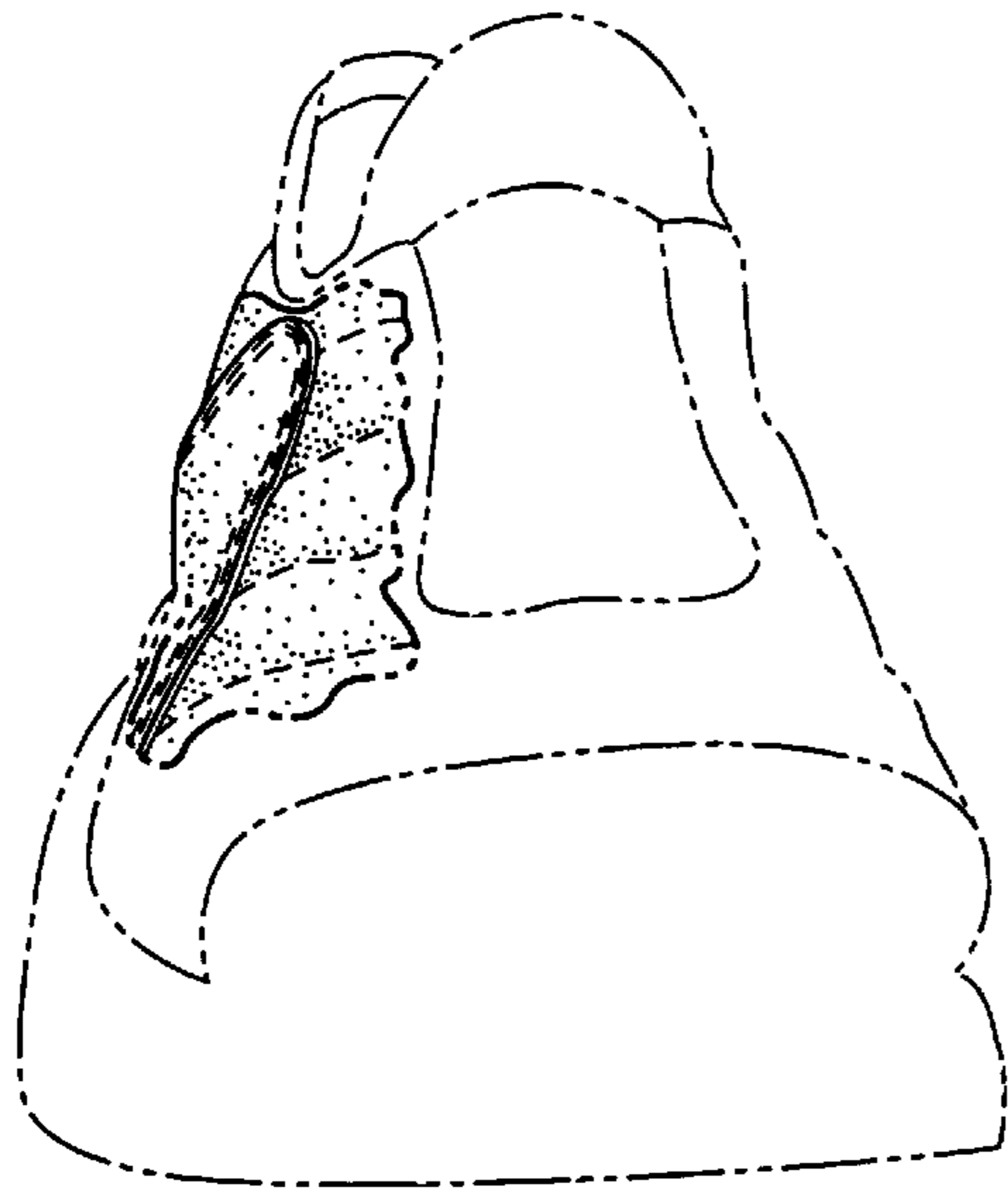




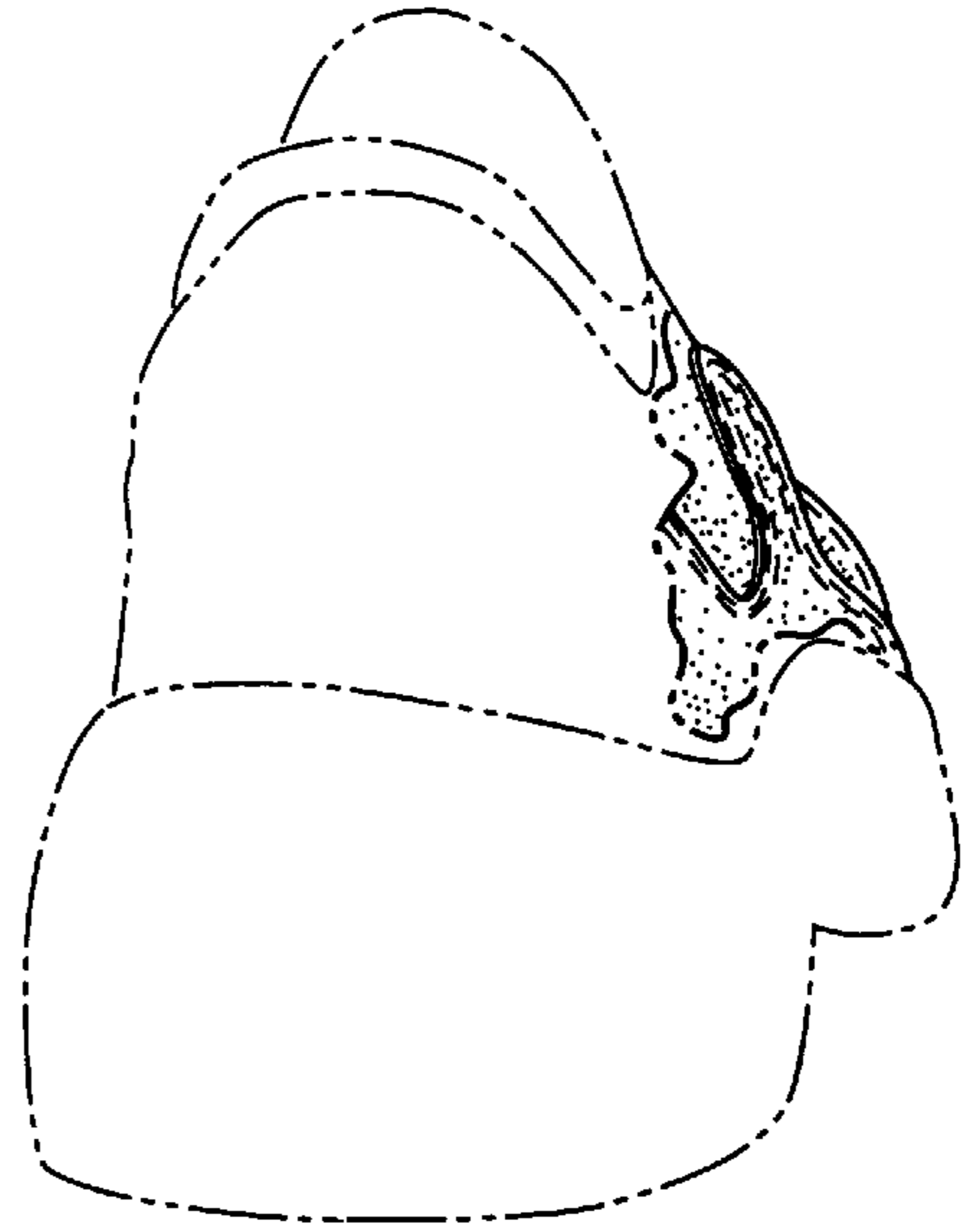
**FIG. 1**



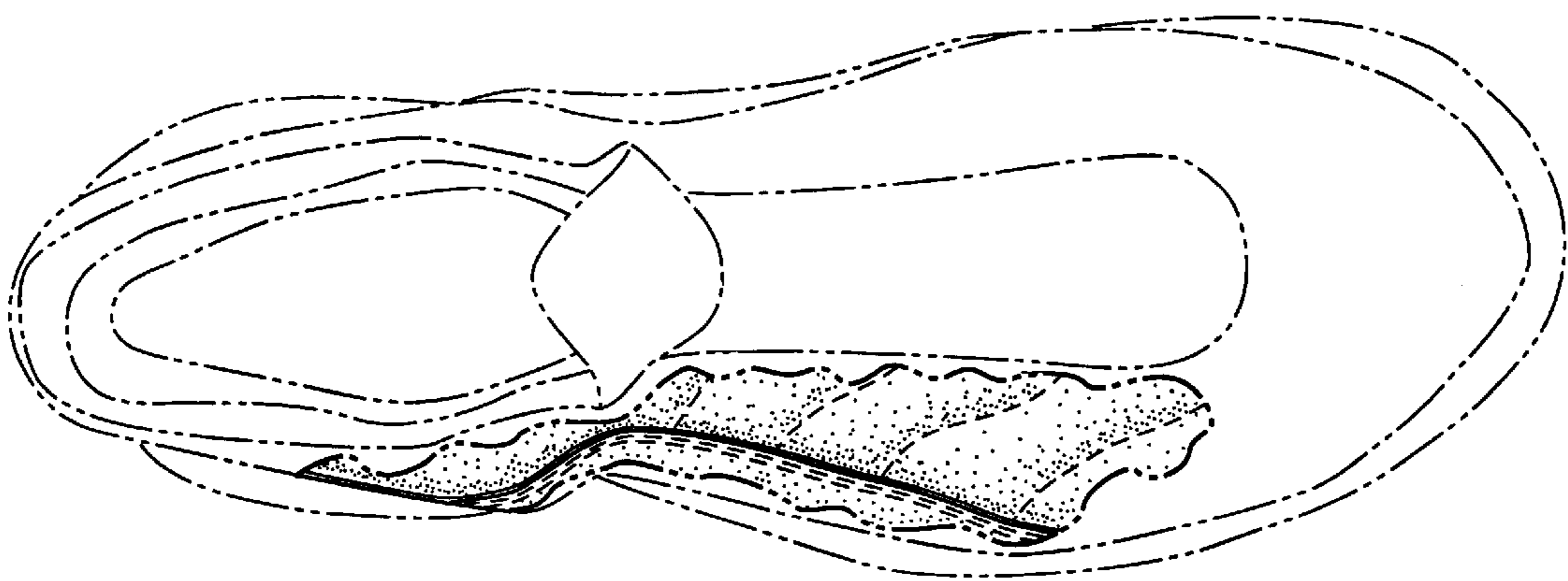
**FIG. 2**



**FIG. 3**



**FIG. 4**



**FIG. 5**