



US00D449918B1

(12) **United States Design Patent**
Boncutter

(10) **Patent No.:** **US D449,918 S**

(45) **Date of Patent:** **** Nov. 6, 2001**

- (54) **SHOE**
- (76) Inventor: **Mary K. Boncutter**, 500 K St.,
Newport Beach, CA (US) 92661
- (**) Term: **14 Years**
- (21) Appl. No.: **29/127,466**
- (22) Filed: **Aug. 7, 2000**
- (51) **LOC (7) Cl.** **02-04**
- (52) **U.S. Cl.** **D2/917; D2/916**
- (58) **Field of Search** D2/897-900, 916-920,
D2/922-924, 929-933, 947-961, 969, 971;
36/7.3, 7.5, 11.5, 50.1, 45

4,279,049	7/1981	Coiquaud .
4,843,736	7/1989	Courian .
5,205,054	4/1993	York, Jr. .
5,802,738	9/1998	Ferniani .
5,852,885	12/1998	Ferniani .
5,992,055	11/1999	Connor .
6,003,246	12/1999	Pan .
6,014,821	1/2000	Yaw .
6,021,585	2/2000	Cole .
6,029,372	2/2000	Pan .
6,035,554	3/2000	Duncan .

* cited by examiner

Primary Examiner—Louis S. Zarfes
Assistant Examiner—Gregory Andoll
(74) *Attorney, Agent, or Firm*—Christie Parker & Hale

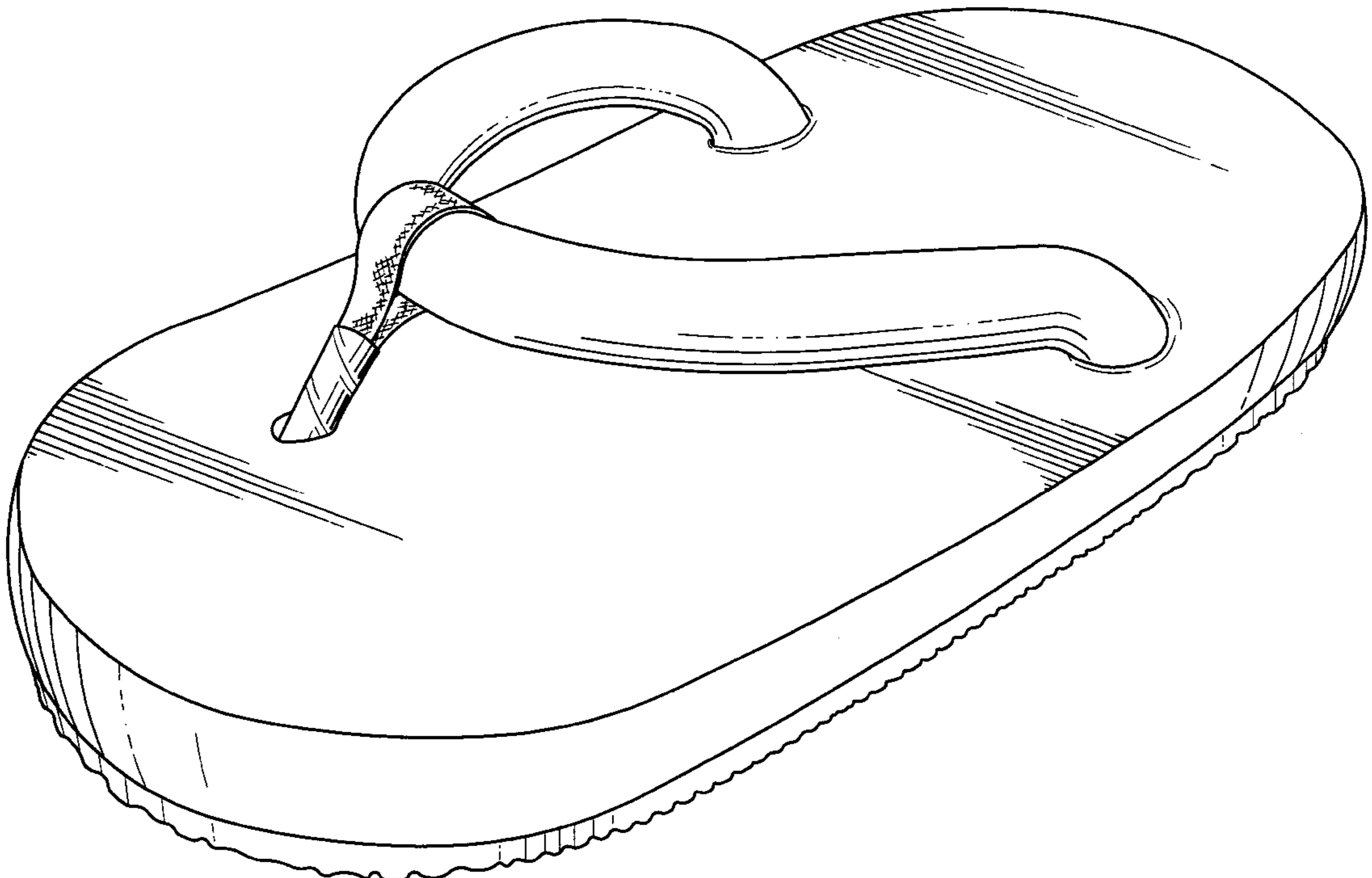
- (56) **References Cited**
- U.S. PATENT DOCUMENTS**
- D. 167,533 * 8/1952 Pastine D2/917
- D. 187,781 * 5/1960 Hayakawa D2/917
- D. 238,625 * 2/1976 York D2/917
- D. 247,657 * 4/1978 York, Jr. D2/917
- D. 260,570 * 9/1981 Wong D2/917
- D. 333,904 * 3/1993 Eminger D2/917
- D. 429,555 8/2000 Kelley .
- 1,875,162 8/1932 Sayers .
- 3,352,033 11/1967 Colley .
- 3,675,346 7/1972 Miyachi et al. .
- 3,698,107 10/1972 Fukuoka .
- 3,698,108 10/1972 Brunner .
- 3,925,914 12/1975 Marcoux .
- 3,928,927 12/1975 Brown et al. .
- 4,051,610 * 10/1977 Shigeji 36/11.5
- 4,069,601 * 1/1978 Robbins 36/11.5
- 4,226,031 * 10/1980 Wong 36/11.5

(57) **CLAIM**
I claim the ornamental design for a shoe, as shown and described.

DESCRIPTION

FIG. 1 is a perspective view of a shoe embodying my new design;
FIG. 2 is a side elevational view of the shoe shown in FIG. 1;
FIG. 3 is a front elevational view of the shoe shown in FIG. 1;
FIG. 4 is a back elevational view of the shoe shown in FIG. 1;
FIG. 5 is a top plan view of the shoe shown in FIG. 1; and,
FIG. 6 is a bottom plan view of the shoe shown in FIG. 1.

1 Claim, 3 Drawing Sheets



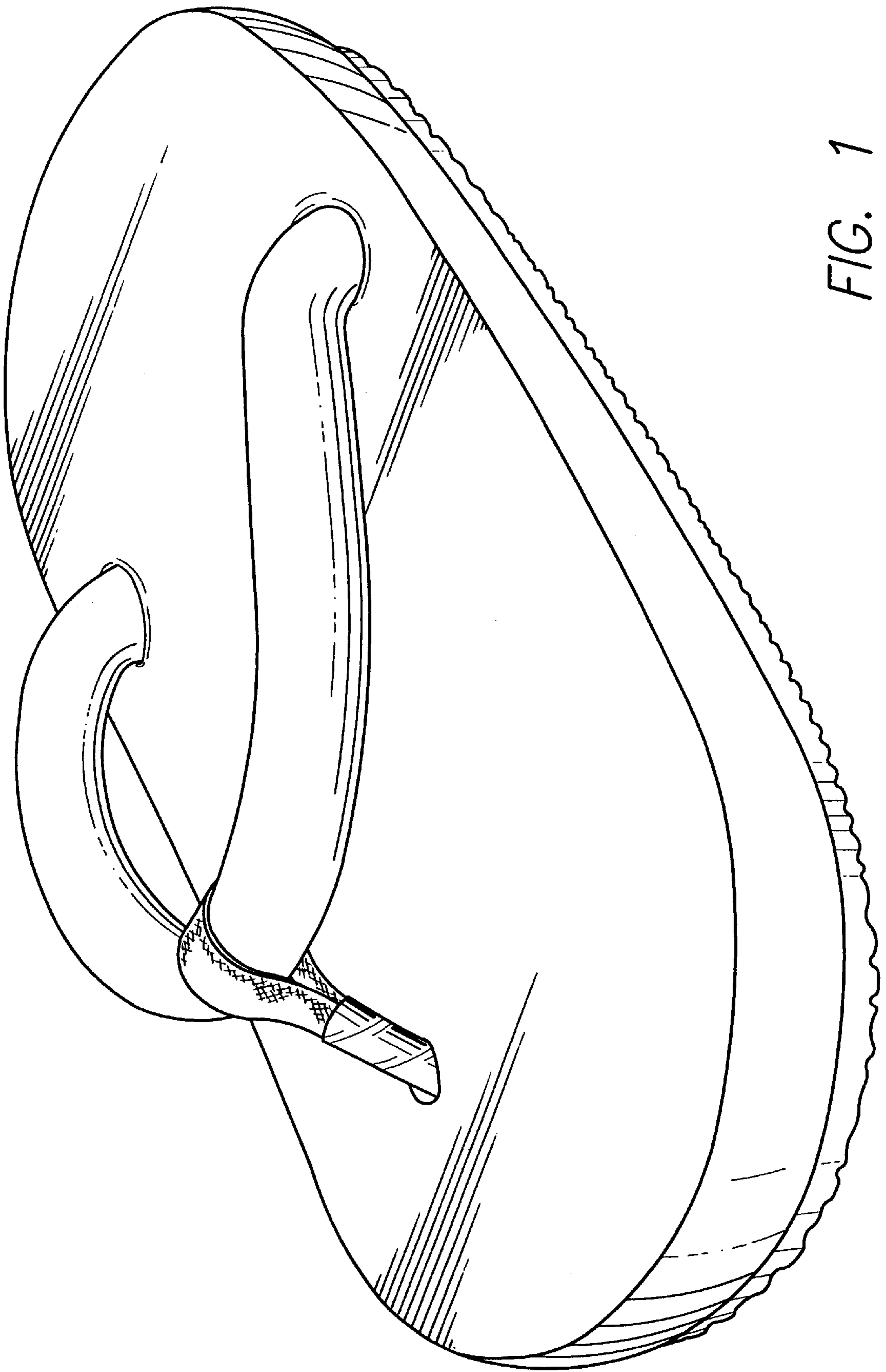


FIG. 1

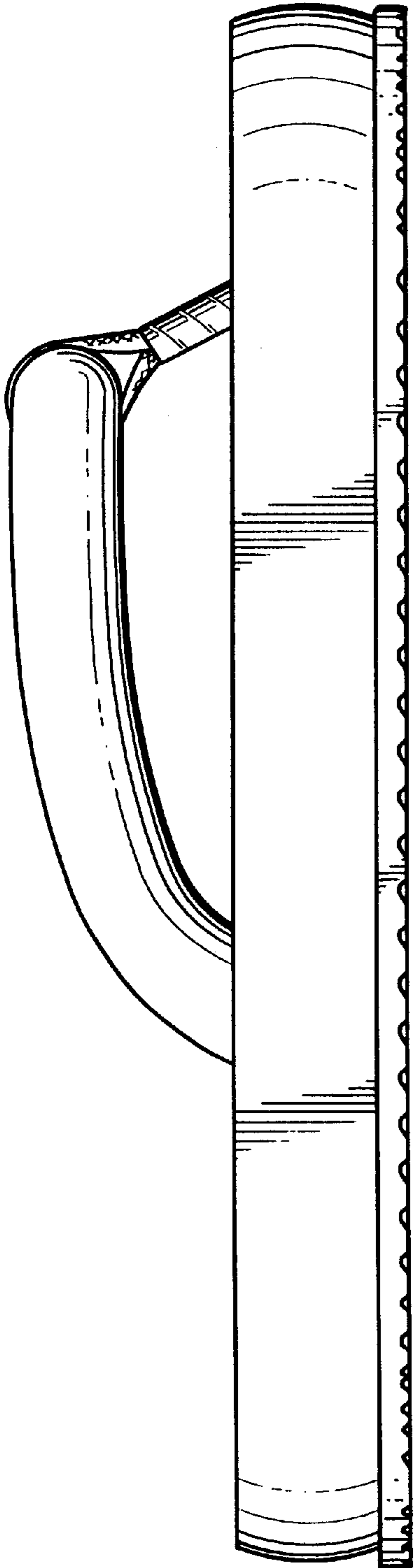


FIG. 2

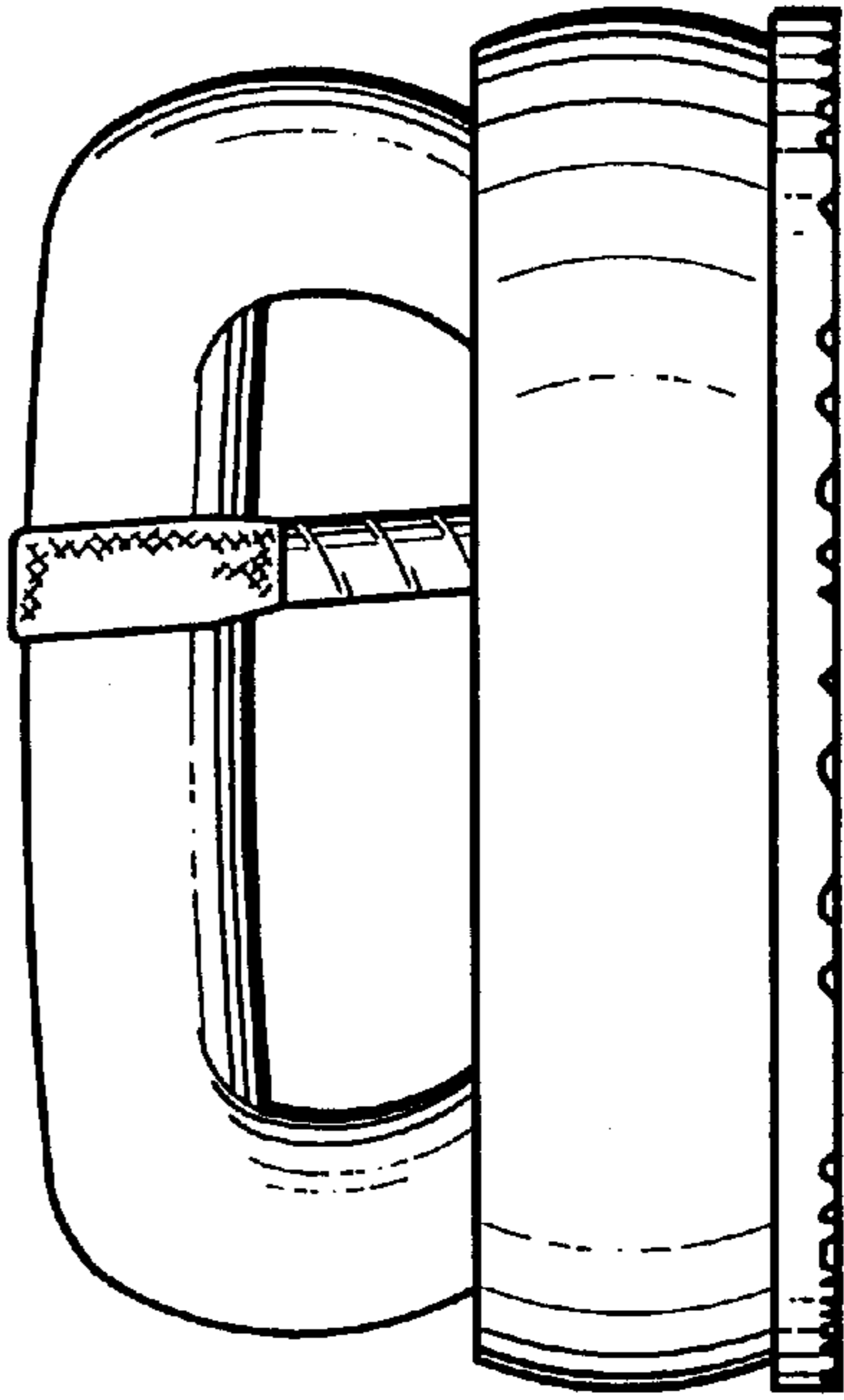


FIG. 6

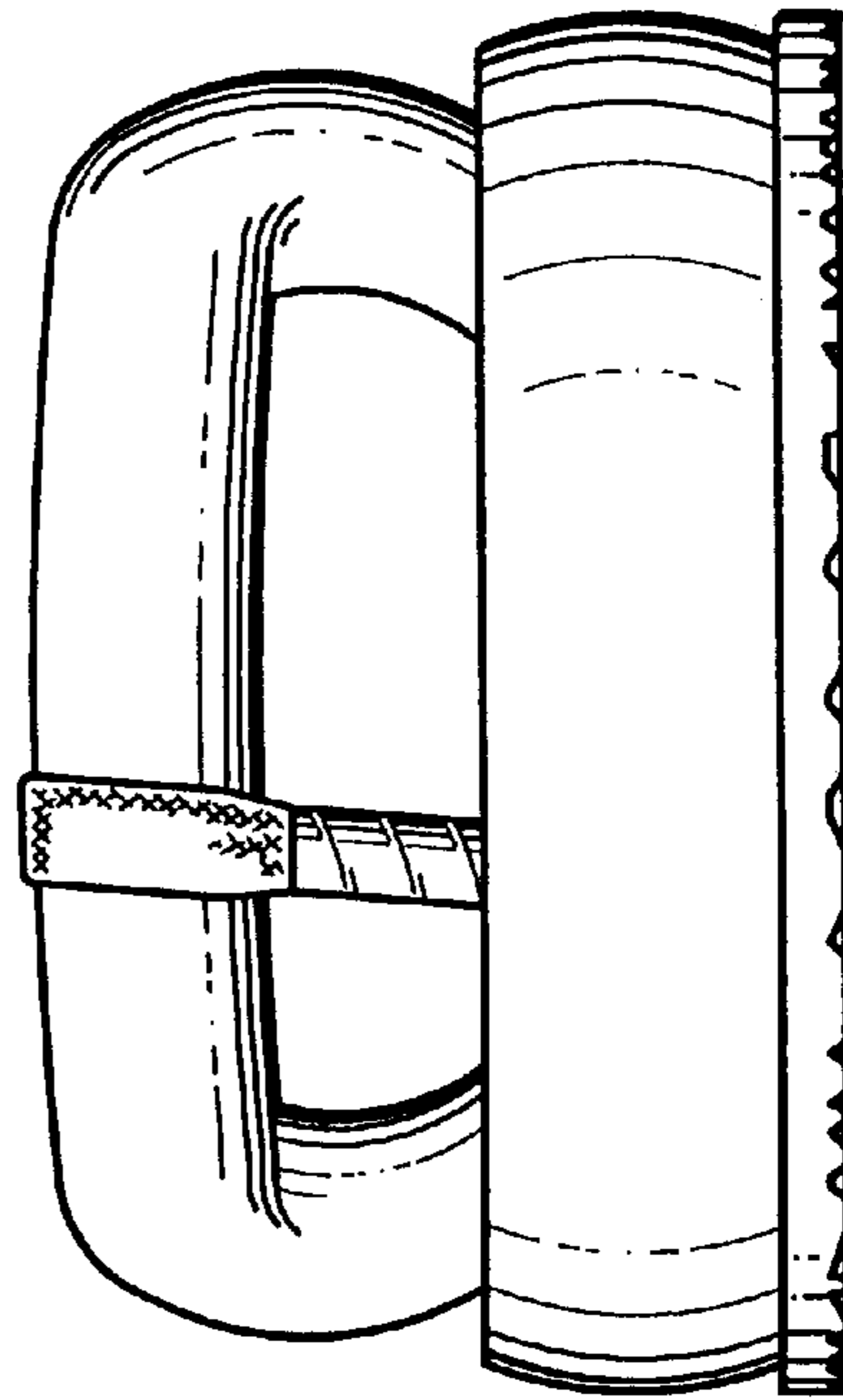


FIG. 5

FIG. 3


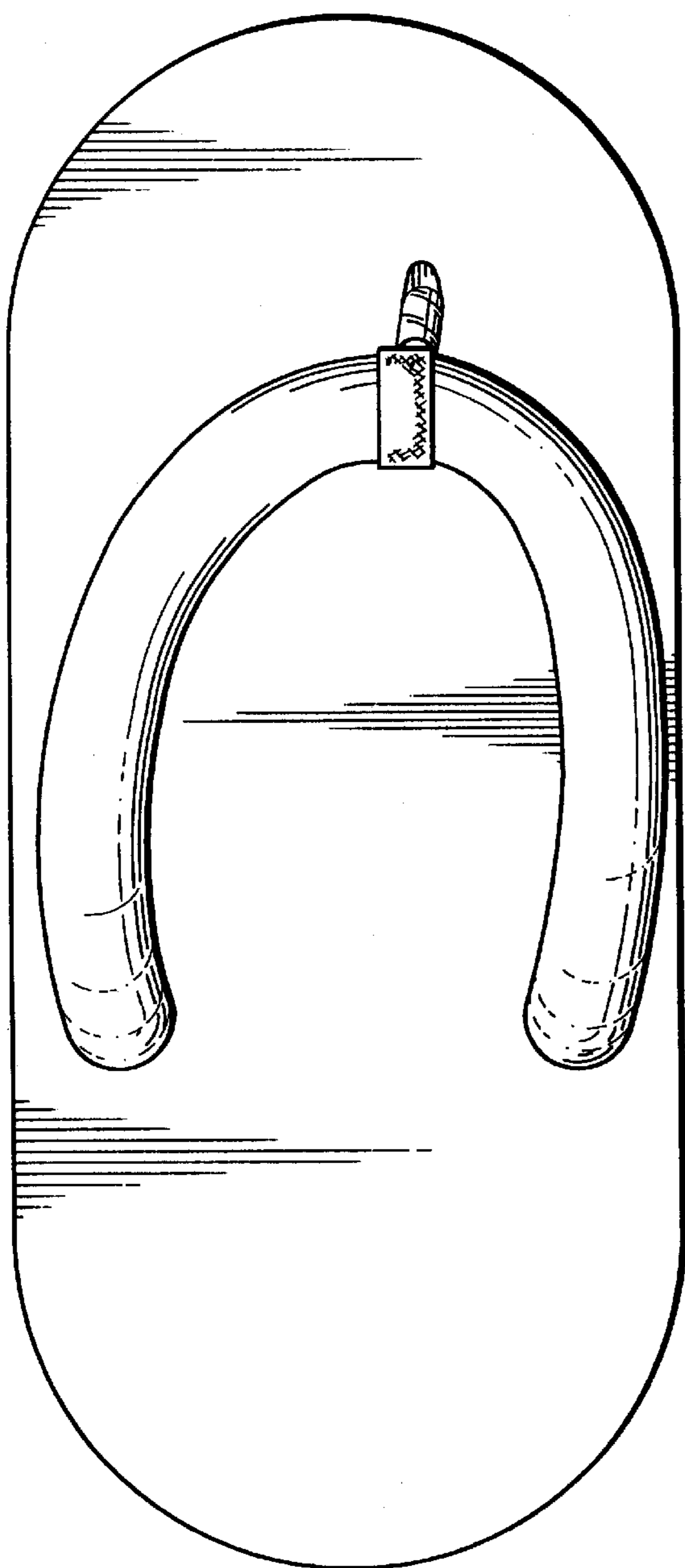


FIG. 4