



US00D449911B1

(12) **United States Design Patent**
Goodman

(10) **Patent No.:** **US D449,911 S**

(45) **Date of Patent:** **** Oct. 30, 2001**

(54) **LOBBY DUST PAN**

(75) Inventor: **Lisa M. Goodman**, Sarasota, FL (US)

(73) Assignee: **White Mop Wringer Company**,
Tampa, FL (US)

(**) Term: **14 Years**

(21) Appl. No.: **29/130,821**

(22) Filed: **Oct. 10, 2000**

(51) **LOC (7) Cl.** **07-05**

(52) **U.S. Cl.** **D32/74**

(58) **Field of Search** D32/74; 15/257.3,
15/257.1, 257.2, 257.4, 257.8, 257.9

(56) **References Cited**

U.S. PATENT DOCUMENTS

D. 200,486	*	3/1965	Stark	D32/74
D. 267,593	*	1/1983	Crawford et al.	D32/74
D. 280,456	*	9/1985	Malone	D32/74
D. 286,697	*	11/1986	Martinen	D32/74
D. 342,358	*	12/1993	Castro et al.	D32/74
D. 393,121	*	3/1998	Doin	D32/74
D. 402,780		12/1998	Alt	D32/74

3,002,209	*	10/1961	Mckinstry	15/257.3
3,861,730	*	1/1975	Ringo	15/257.1
5,343,589		9/1994	Davenport	15/257.4
5,594,975	*	1/1997	Christen	15/257.7
6,023,812	*	2/2000	Morald	15/257.7
6,032,995	*	3/2000	Barbaro	15/257.1

* cited by examiner

Primary Examiner—Cynthia E. Ramirez

(74) *Attorney, Agent, or Firm*—Fish & Neave; Robert R. Jackson

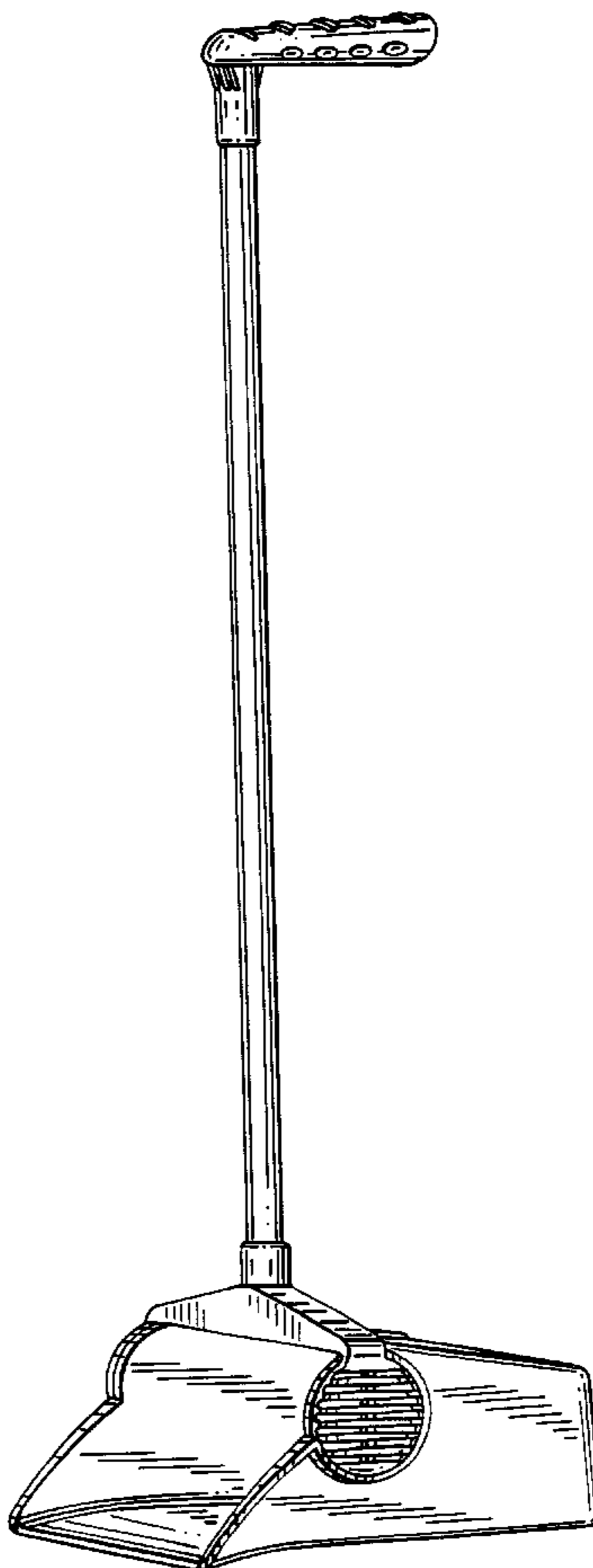
(57) **CLAIM**

The ornamental design for a lobby dust pan, as shown and described.

DESCRIPTION

FIG. 1 is a front, right, perspective view of a lobby dust pan, showing my new design;
 FIG. 2 is a front elevational view thereof;
 FIG. 3 is a right side elevational view thereof, the left side being a mirror image;
 FIG. 4 is a rear elevational view thereof;
 FIG. 5 is a top plan view thereof; and,
 FIG. 6 is a bottom plan view thereof.

1 Claim, 5 Drawing Sheets



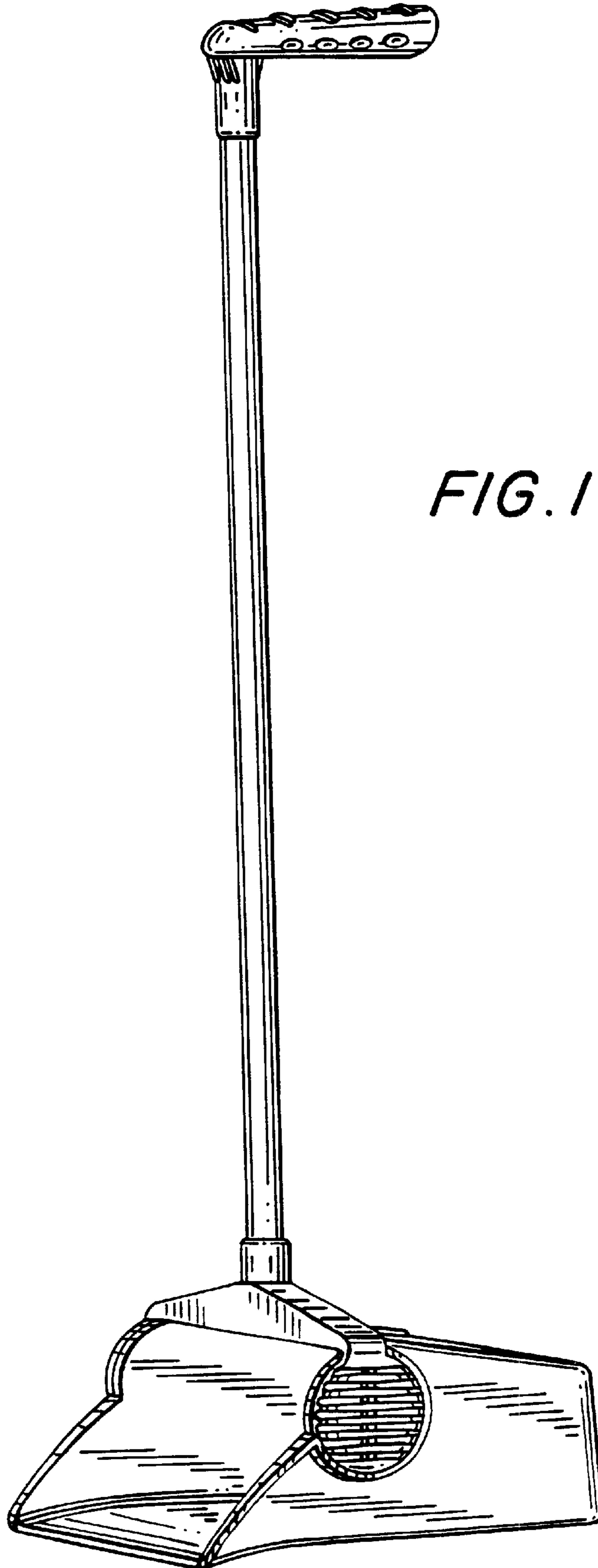


FIG. 1

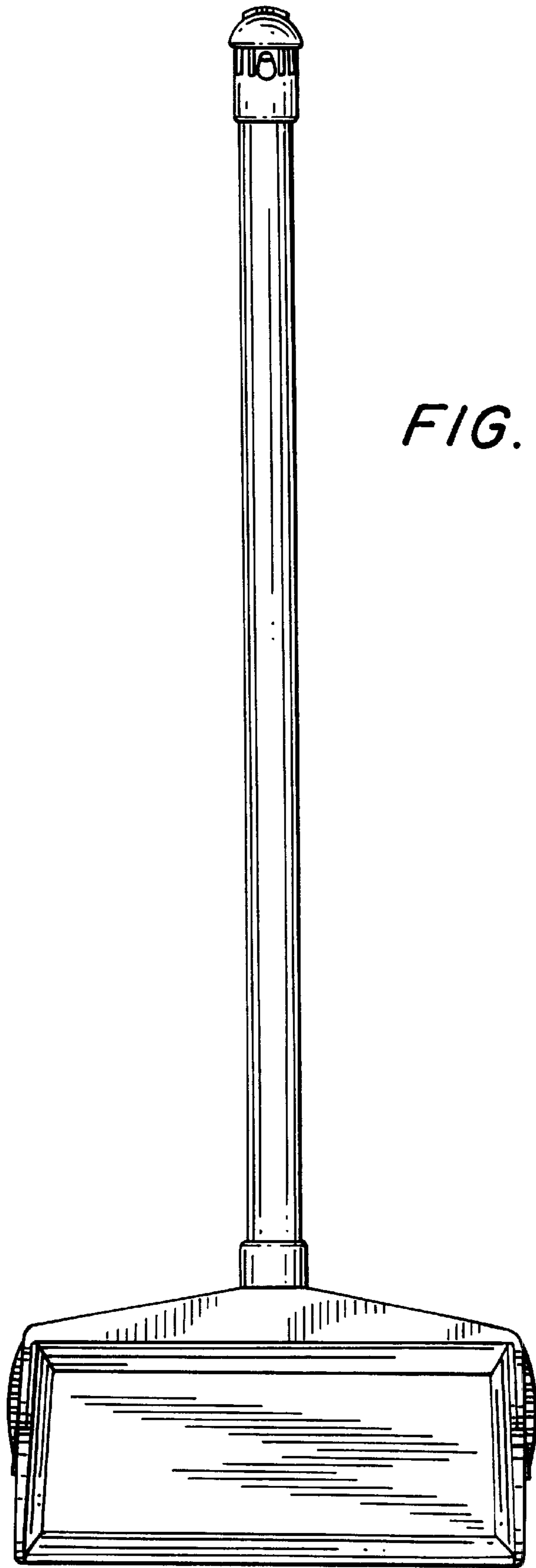


FIG. 2

FIG. 3

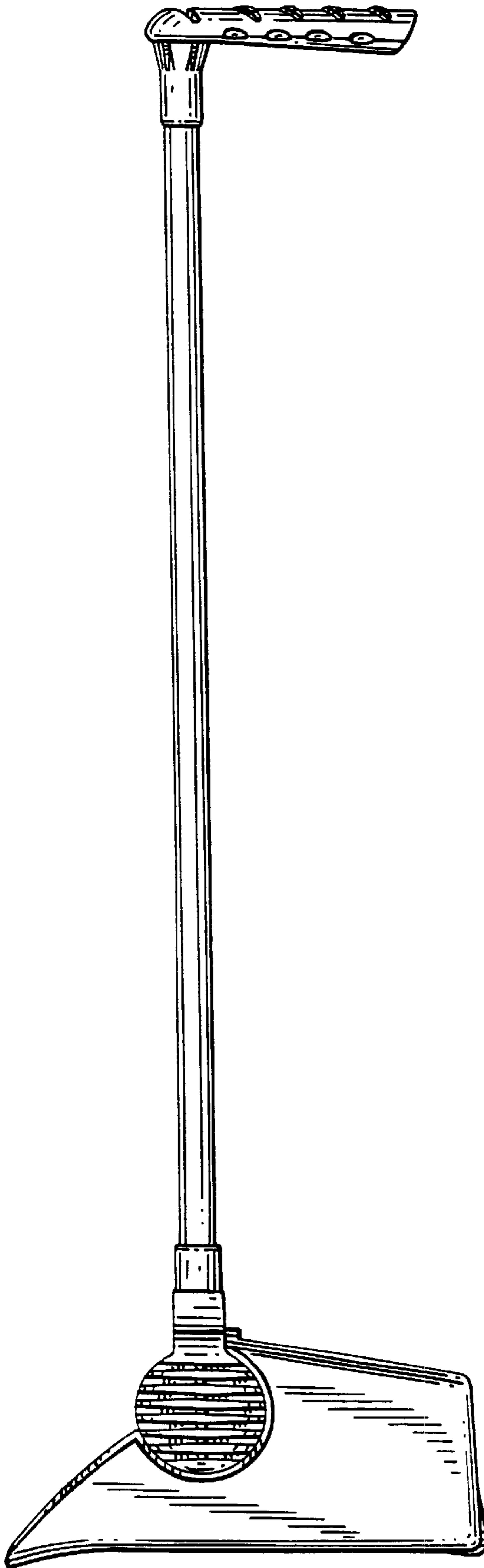


FIG. 4

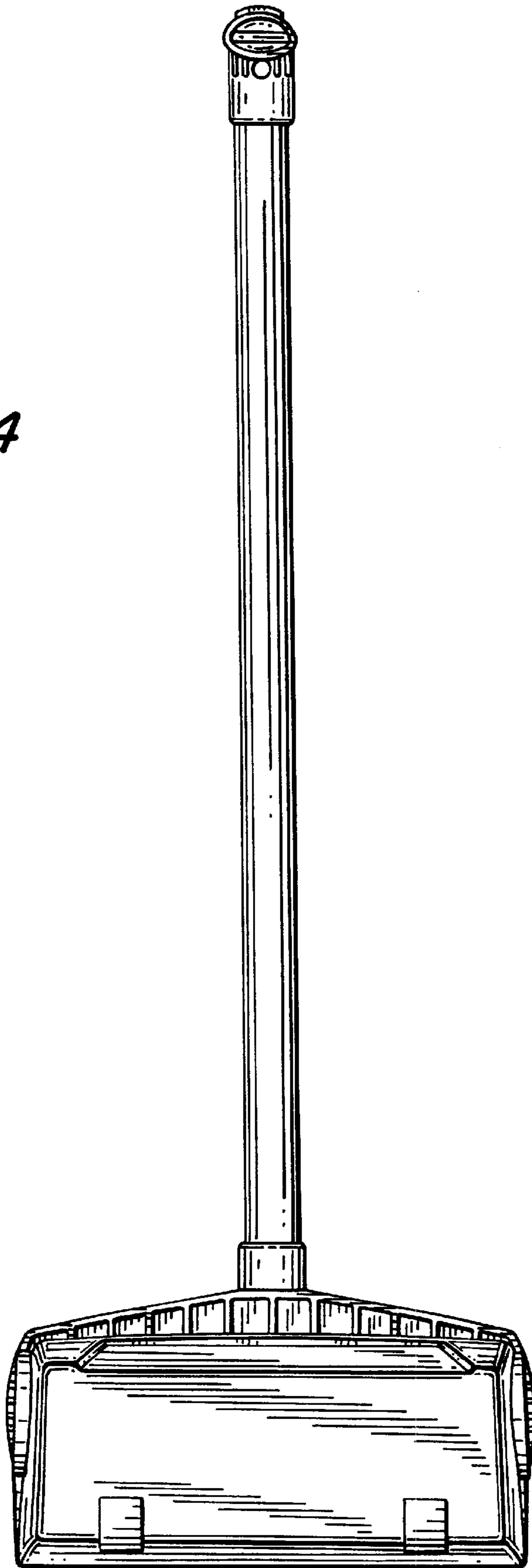


FIG. 5

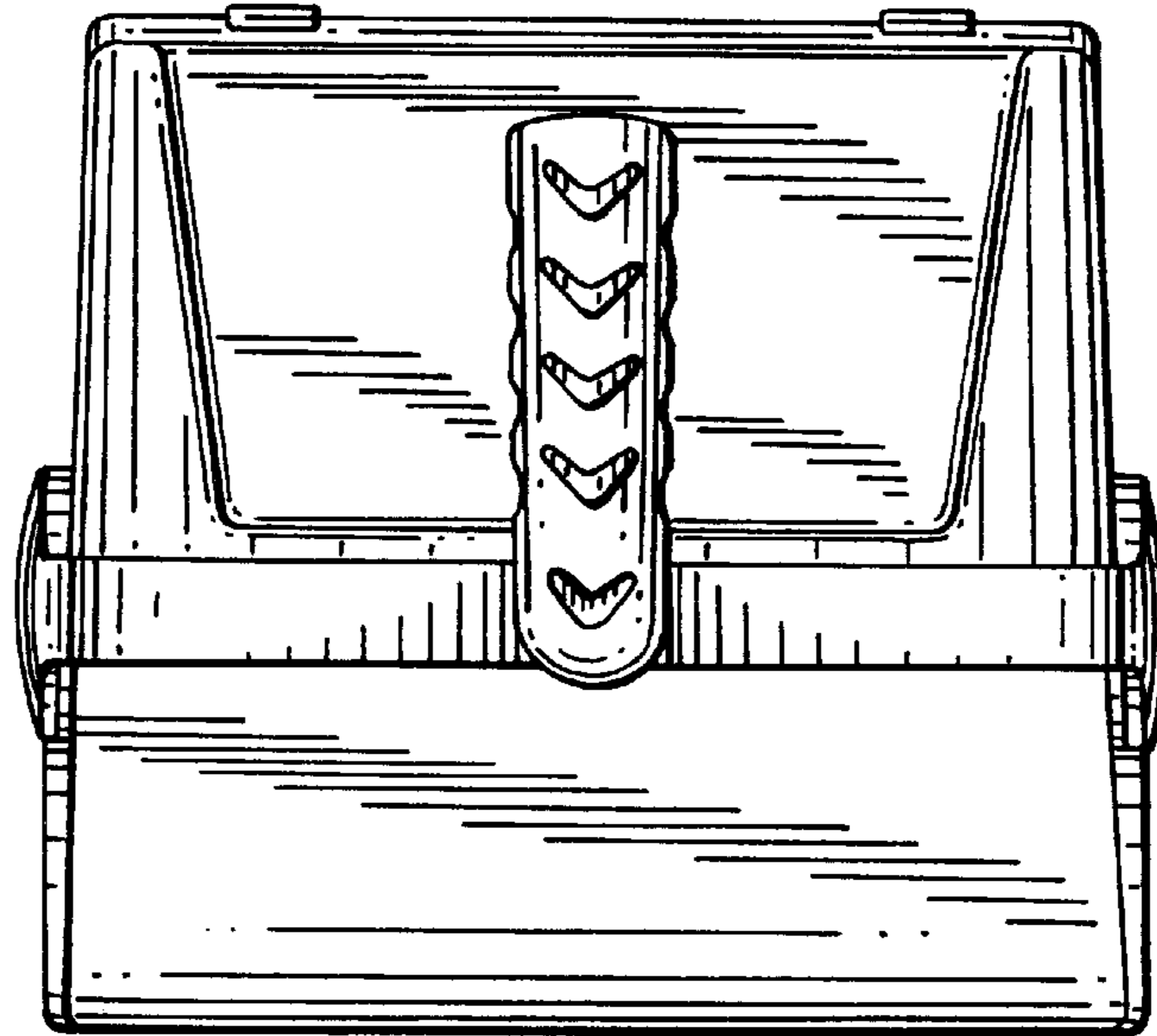


FIG. 6

