



US00D449909B1

(12) **United States Design Patent**
Randolph et al.

(10) **Patent No.: US D449,909 S**

(45) **Date of Patent: ** Oct. 30, 2001**

(54) **CLEANING DEVICE**

1188381 4/1970 (GB) .

(75) Inventors: **Ross Steven Randolph**, Rockaway;
Francis X. Manganiello, Pompton
Plains; **Nicholas E. Barker**, Saddle
River, all of NJ (US)

(73) Assignee: **Playtex Products, Inc.**, Westport, CT
(US)

(**) Term: **14 Years**

(21) Appl. No.: **29/113,313**

(22) Filed: **Nov. 1, 1999**

(51) **LOC (7) Cl. 04-01**

(52) **U.S. Cl. D32/40; D4/138**

(58) **Field of Search** D4/128, 131, 137,
D4/138; 15/143.1, 145, 164, 165, 206,
207, 211, 212, 229.13, 244.1; 16/110.1,
422, 430, 431; D32/35, 40, 51

(56) **References Cited**

U.S. PATENT DOCUMENTS

72,072	*	12/1867	Musson	15/211
D. 269,917		7/1983	Spann	D32/51
D. 321,989		12/1991	Wilson	.
D. 335,223		5/1993	Shumway et al.	.
D. 336,160		6/1993	Shumway et al.	.
D. 375,595		11/1996	Shumway et al.	.
D. 394,353	*	5/1998	Berti	D4/138
D. 408,106		4/1999	Cousins et al.	D32/42
934,613		9/1909	Holm et al.	.
944,262		12/1909	Friedrich	.
1,101,671		6/1914	Ward	.

(List continued on next page.)

FOREIGN PATENT DOCUMENTS

826644	4/1938	(FR) .
1115137	4/1956	(FR) .
1562771	3/1969	(FR) .
1101671	1/1968	(GB) .

OTHER PUBLICATIONS

Advertisement for the "Power Puff® Bottle Scrubber", (1 page) Copyright ABC Development, Inc. of Orlando, Florida, 1996.

Primary Examiner—Alan P. Douglas

Assistant Examiner—Lavone Tabor

(74) *Attorney, Agent, or Firm*—Ohlandt, Greeley, Ruggiero & Perle, LLP

(57) **CLAIM**

The ornamental design for a cleaning device, as shown and described.

DESCRIPTION

FIG. 1 is a perspective view of a cleaning device showing our new design, with a cleaning head, which is oriented on the front adapter portion, being for illustrative purposes only and forming no part of the claimed design;

FIG. 2 is a top view of the cleaning device of FIG. 1;

FIG. 3 is bottom view of the cleaning device of FIG. 1;

FIG. 4 is a side elevation view of the cleaning device of FIG. 1;

FIG. 5 is a front view of the cleaning device of FIG. 1;

FIG. 6 is a rear view of the cleaning device of FIG. 1;

FIG. 7 is a perspective view of the cleaning device showing the front adapter removed for clarity of illustration only and with a cleaning head being shown in broken lines for illustrative purposes and forming no part of the claimed design;

FIG. 8 is a top view of the cleaning device of FIG. 7;

FIG. 9 is bottom view of the cleaning device of FIG. 7;

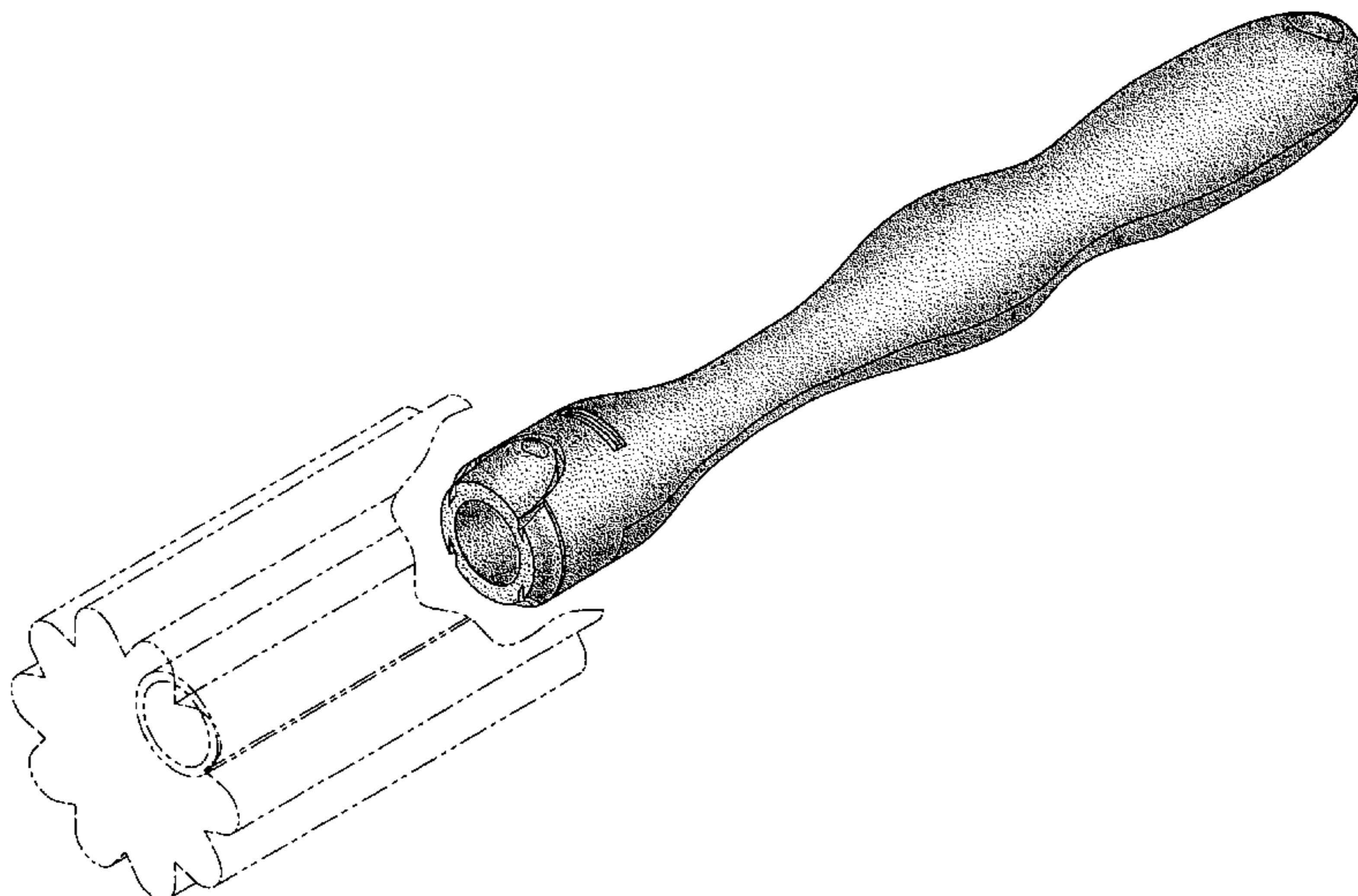
FIG. 10 is a left side elevation view of the cleaning device of FIG. 7;

FIG. 11 is a right side elevation view of the cleaning device of FIG. 7;

FIG. 12 is a front view of the cleaning device of FIG. 7; and,

FIG. 13 is a rear view of the cleaning device of FIG. 7.

1 Claim, 6 Drawing Sheets

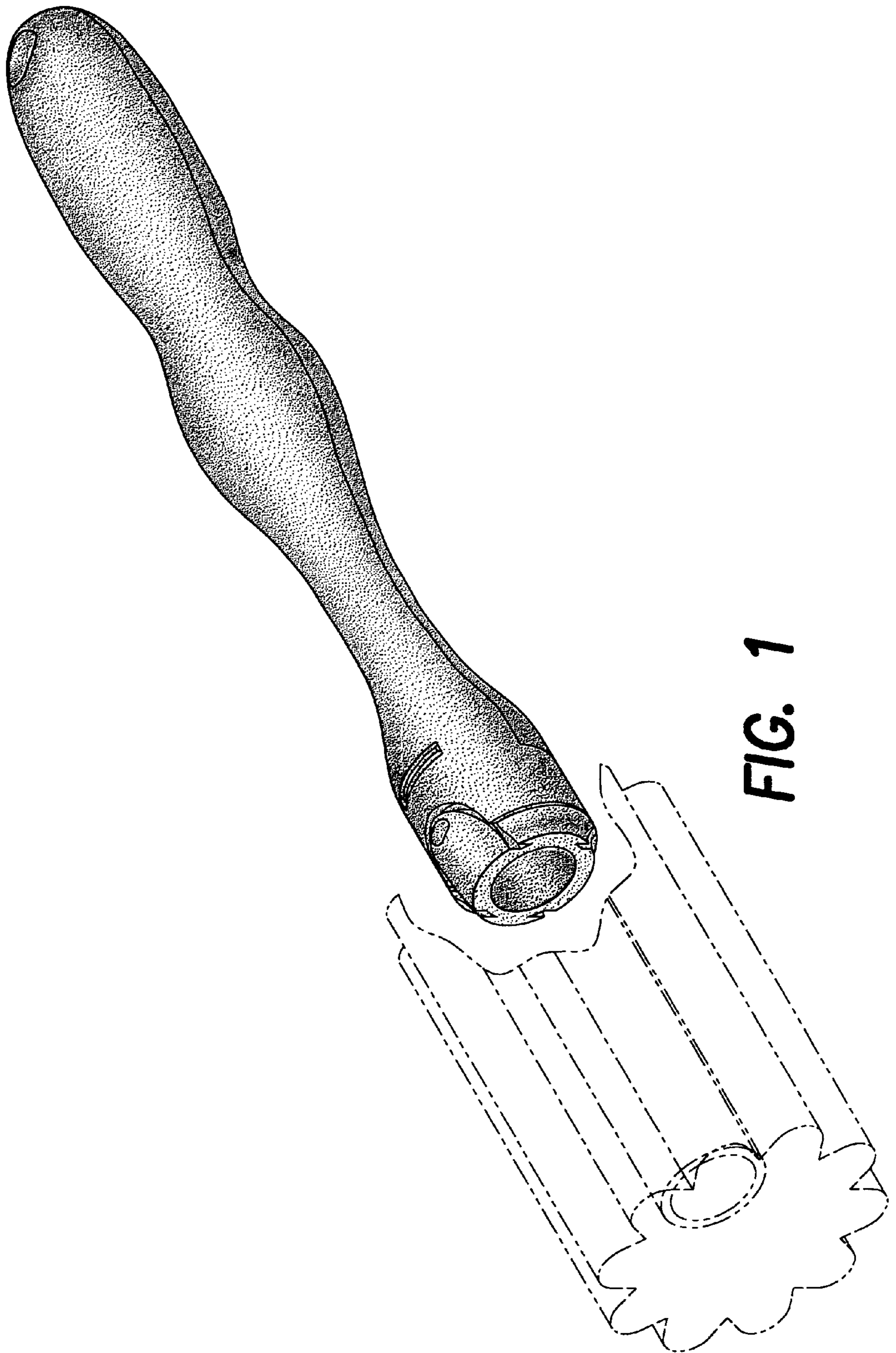


US D449,909 S

Page 2

U.S. PATENT DOCUMENTS				
1,659,707	*	2/1928 Rudolph et al.	15/206	
1,804,240		5/1931 Welsh .		
1,951,023		3/1934 Josselyn .		
2,303,660		12/1942 Schickel .		
2,744,281		5/1956 Zinggeler .		
2,755,497		7/1956 Greacen, Jr. .		
2,803,029		8/1957 Brady .		
2,846,708		8/1958 Vosbikian et al. .		
2,893,029		7/1959 Vosbikian et al. .		
2,916,754		12/1959 Zottola .		
2,941,225		6/1960 Paul .		
3,105,263		10/1963 Ginter .		
3,174,174		3/1965 Dengler .		
3,231,921		2/1966 Cuervo .		
3,317,944		5/1967 Napier, Sr. et al. .		
3,491,397		1/1970 Hesener	15/118	
3,646,628		3/1972 Halford .		
3,965,521		6/1976 Wardell .		
4,023,677		5/1977 Wittner et al. .		
		4,055,897	11/1977 Brix .	
		4,190,921	3/1980 Rose .	
		4,517,702	5/1985 Jackson .	
		4,574,415	3/1986 Vitonis .	
		4,856,136	8/1989 Janssen .	
		5,010,615	4/1991 Carter .	
		5,033,155	7/1991 Klotz .	
		5,077,857	1/1992 Sellers .	
		5,214,820	6/1993 Shumway et al. .	
		5,336,330	8/1994 Shumway et al. .	
		5,339,480	8/1994 Murg et al.	15/106
		5,341,538	8/1994 Banome .	
		5,447,572	9/1995 LaClair .	
		5,488,747	2/1996 Woodhouse .	
		5,491,863	2/1996 Dunn .	
		5,522,110	6/1996 Borofsky .	
		5,636,400	6/1997 Young .	
		5,709,003	1/1998 Batch .	
		5,875,510	3/1999 Lamond et al.	15/167.1

* cited by examiner



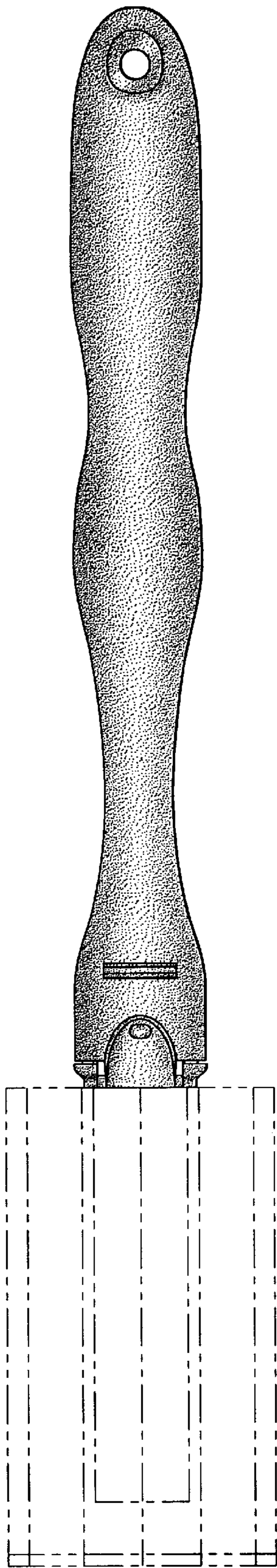


FIG. 2

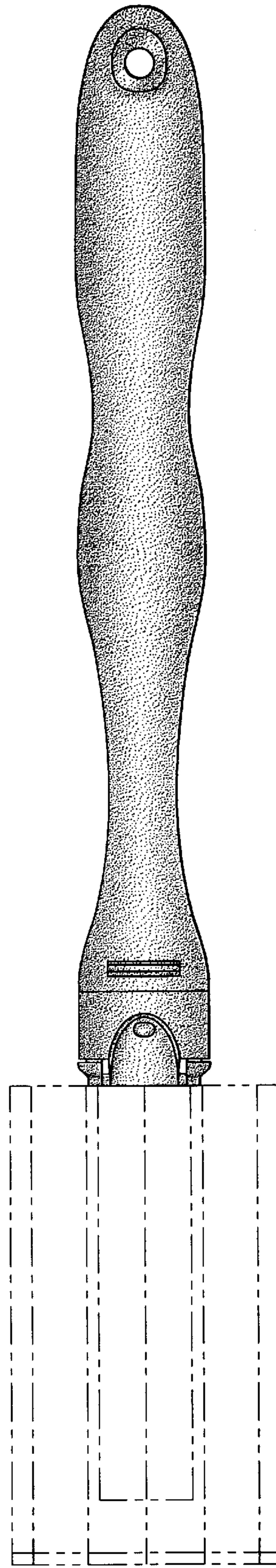


FIG. 3

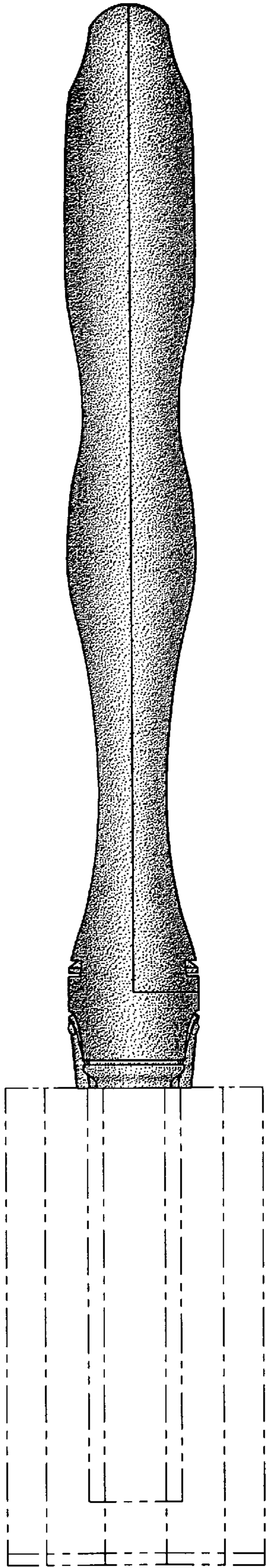


FIG. 4

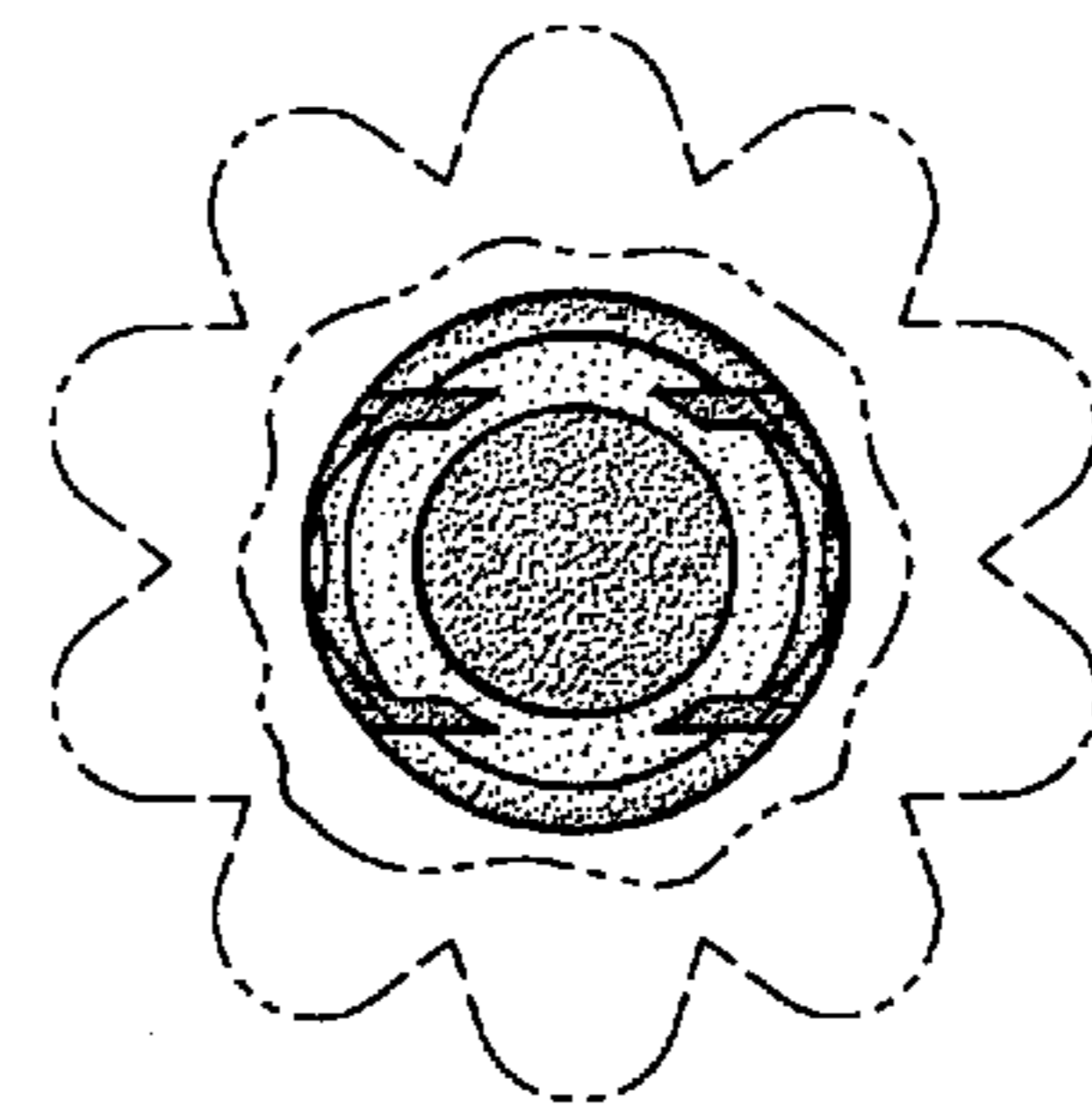


FIG. 5

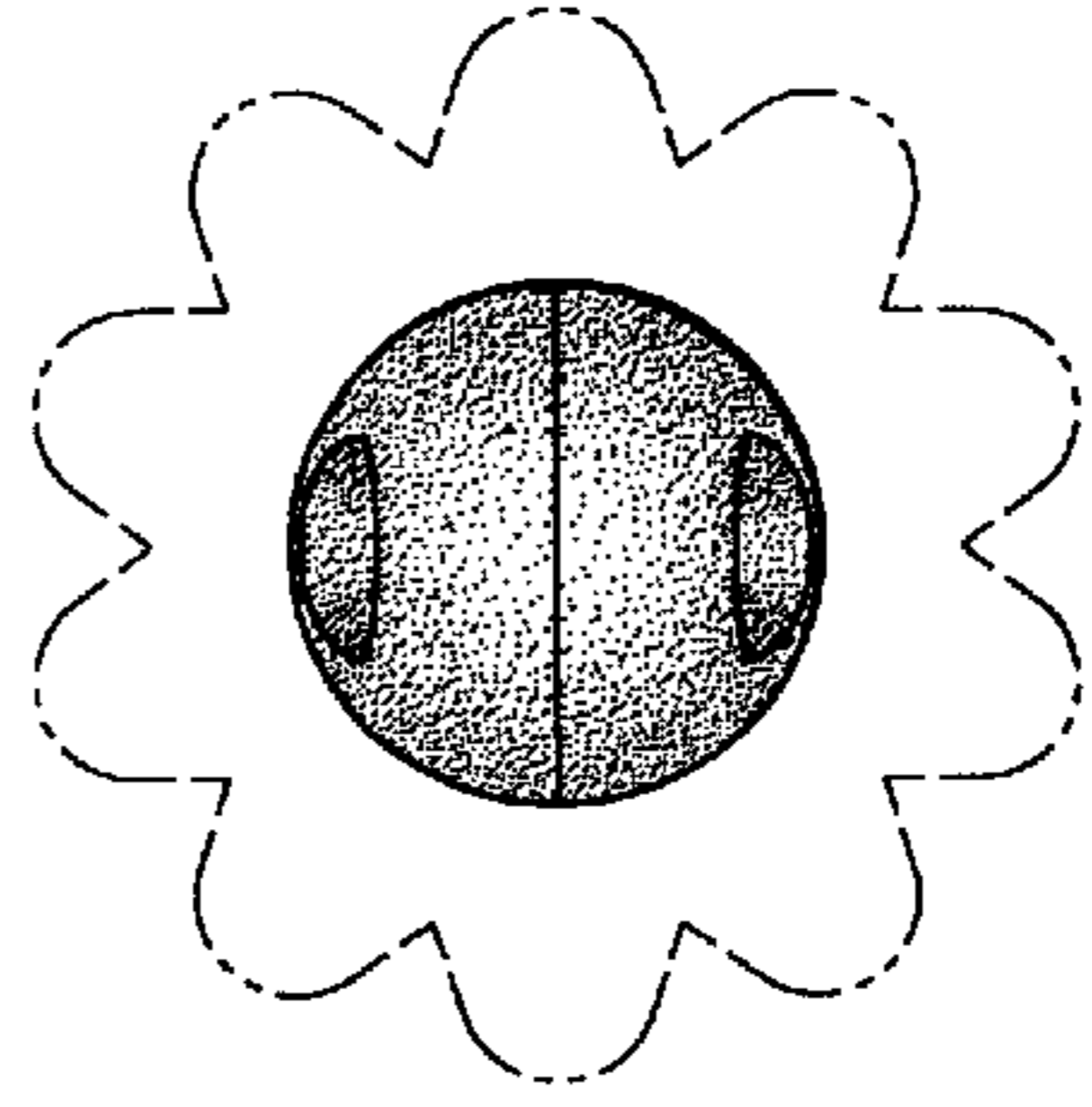


FIG. 6

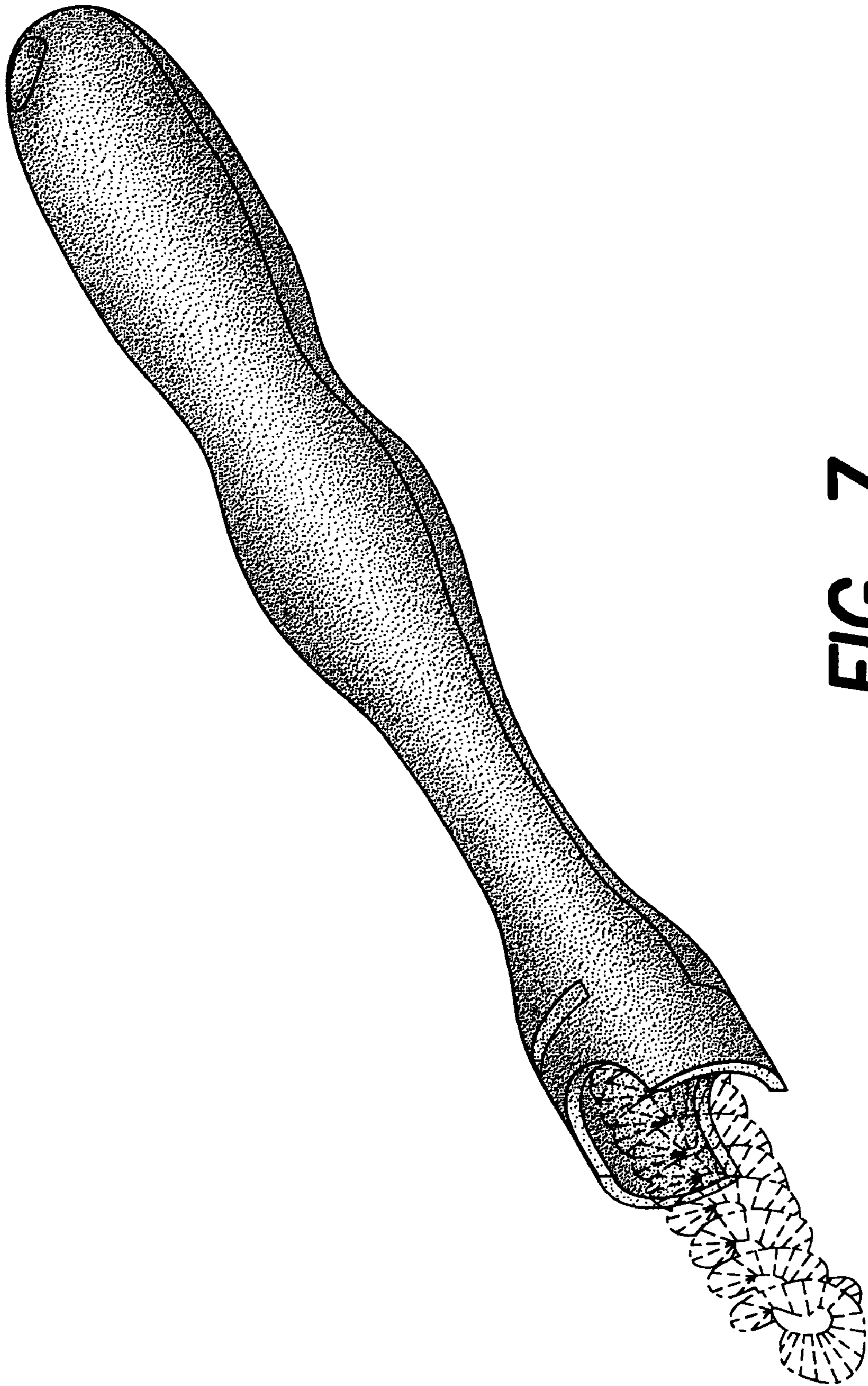


FIG. 7

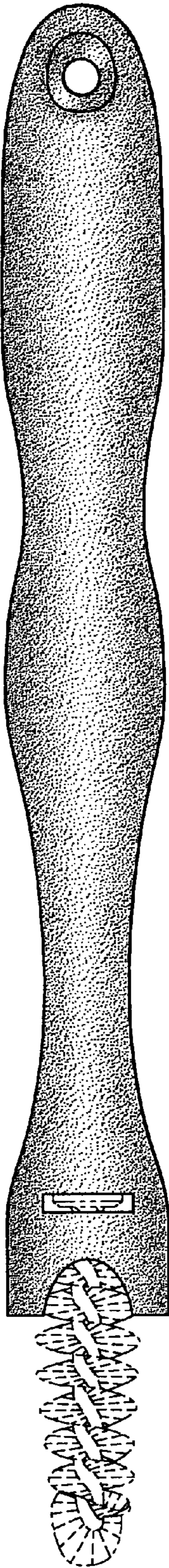


FIG. 8

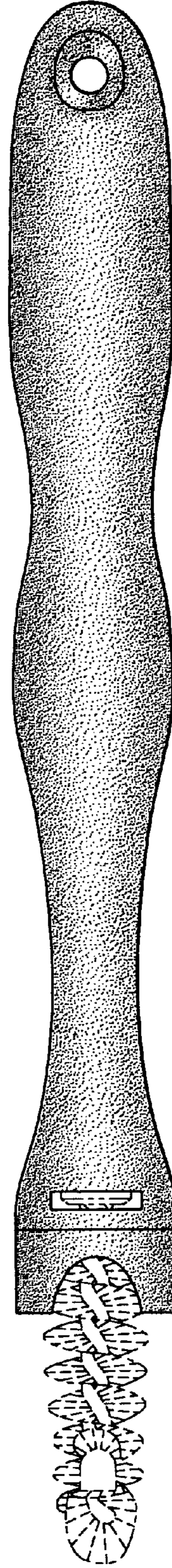


FIG. 9

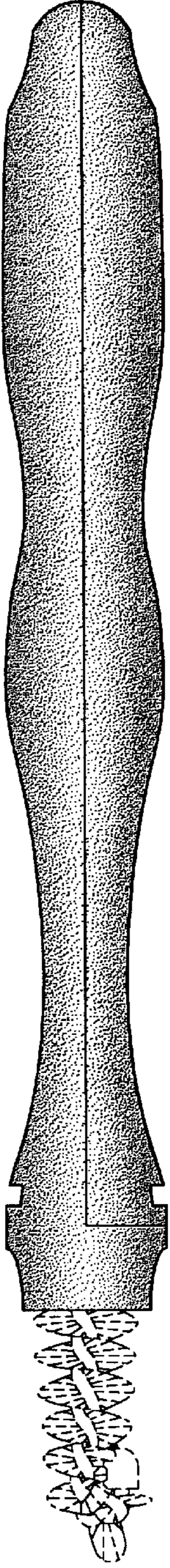


FIG. 10

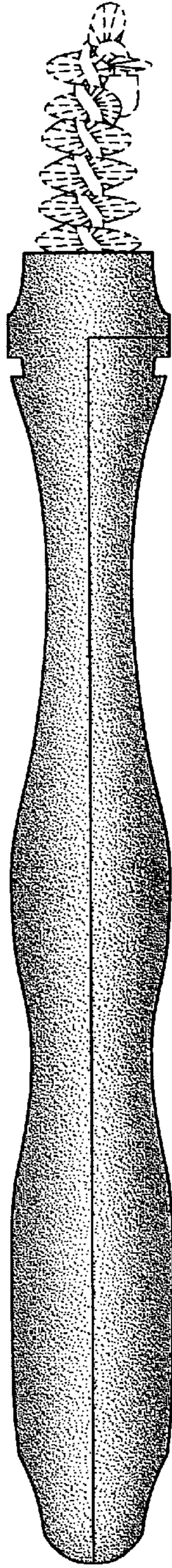


FIG. 11

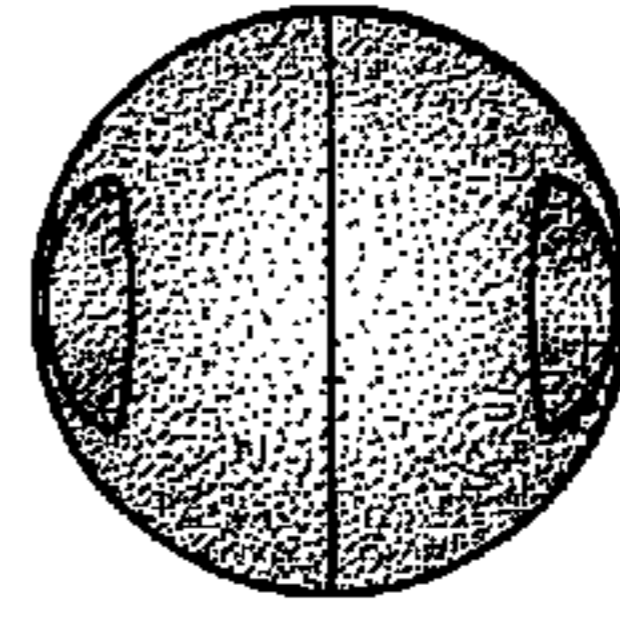


FIG. 12




FIG. 13