



US00D449901B1

(12) **United States Design Patent**  
**Morin**

(10) **Patent No.:** **US D449,901 S**

(45) **Date of Patent:** **\*\* Oct. 30, 2001**

(54) **HELMET**

(75) Inventor: **Claude Morin**, Nice (FR)

(73) Assignee: **Motive**, Nice (FR)

(\*\*) Term: **14 Years**

(21) Appl. No.: **29/119,751**

(22) Filed: **Mar. 8, 2000**

(30) **Foreign Application Priority Data**

Sep. 8, 1999 (FR) ..... 99 5610  
Nov. 2, 1999 (FR) ..... 99 6706

(51) **LOC (7) Cl.** ..... **29-02**

(52) **U.S. Cl.** ..... **D29/102**

(58) **Field of Search** ..... D29/102-112,  
D29/122; 2/6.1-6.3, 6.6, 410-412, 414,  
416, 418, 421-425; D2/865-866, 878

(56) **References Cited**

**U.S. PATENT DOCUMENTS**

D. 340,545 \* 10/1993 Kamata ..... D29/107  
D. 361,867 \* 8/1995 Taniuchi ..... D29/102  
D. 402,415 \* 12/1998 Widgery ..... D29/107  
D. 406,403 \* 3/1999 Simpson ..... D29/107  
D. 406,404 \* 3/1999 Simpson ..... D29/107

D. 418,255 \* 12/1999 Hohdorf ..... D29/107

\* cited by examiner

*Primary Examiner*—Ruth McInroy

(74) *Attorney, Agent, or Firm*—Young & Thompson

(57) **CLAIM**

The ornamental design for a helmet, as shown and described.

**DESCRIPTION**

FIG. 1 is a side view of a helmet showing my new design with a movable part in a first position;

FIG. 2 is a similar side view thereof, showing the movable part in a second position;

FIG. 3 is a front view thereof with the movable part in the first position;

FIG. 4 is a front view thereof with the movable part in the second position;

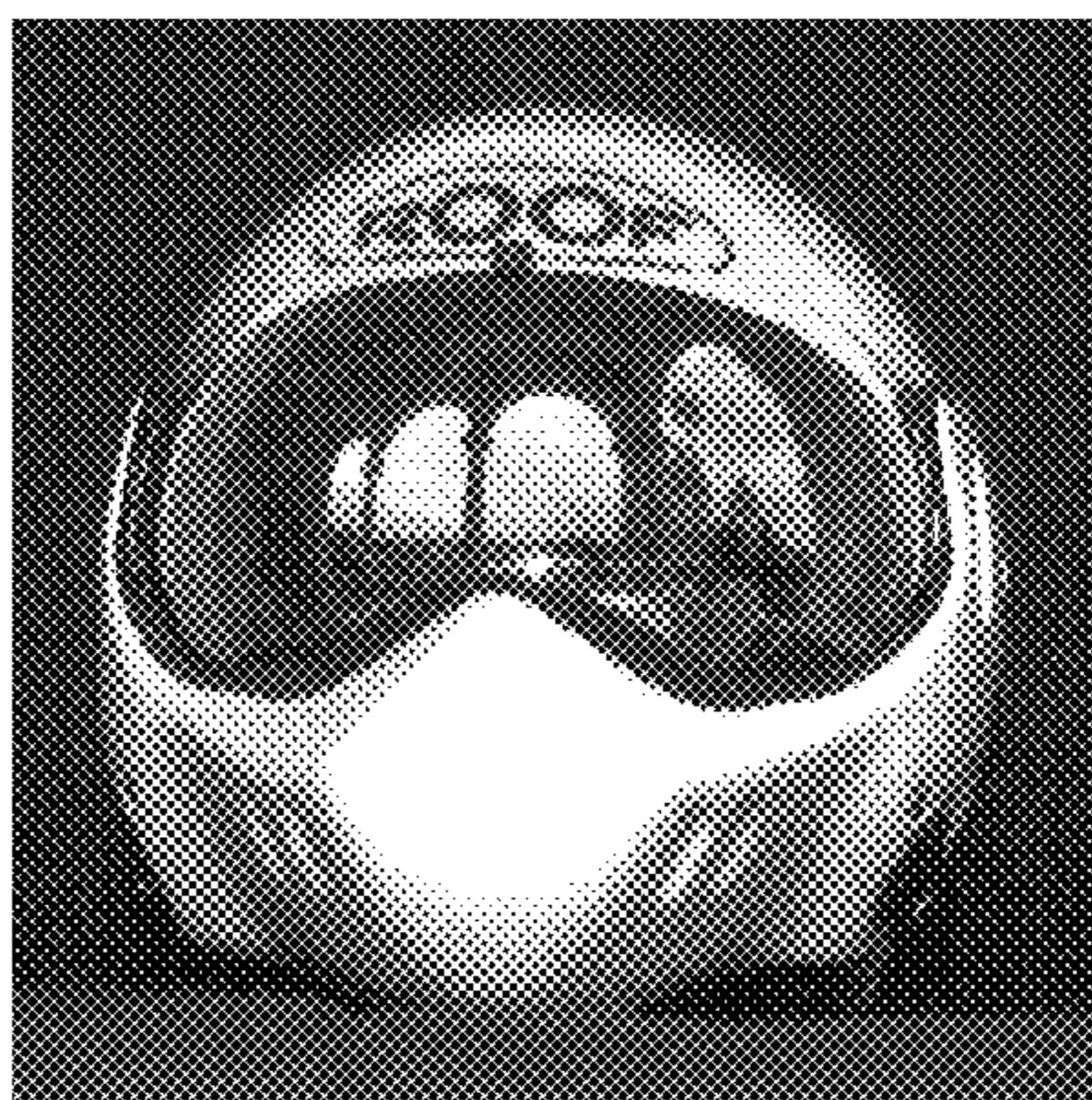

FIG. 5 is a rear view thereof with the movable part in the first position; and,

FIG. 6 is a rear view thereof, with the movable part in the second position.

Portions of the helmet as seen from the top in plan not shown in the photographs or described in the specification form no part of the claimed design.

The interior details of the room shown on the eye shield in FIGS. 3 and 4 form no part of the claimed design.

**1 Claim, 3 Drawing Sheets**








Fig. 1



Fig. 2






Fig. 3




Fig. 4





Fig. 5



Fig. 6