



US00D449897B1

(12) **United States Design Patent**
Croft

(10) **Patent No.:** **US D449,897 S**

(45) **Date of Patent:** **** Oct. 30, 2001**

(54) **ROOFING PANEL**

(75) **Inventor:** **Peter A. Croft**, Huntington Beach, CA (US)

(73) **Assignee:** **Metals USA, Inc.**, Brea, CA (US)

(**) **Term:** **14 Years**

(21) **Appl. No.:** **29/119,236**

(22) **Filed:** **Feb. 25, 2000**

(51) **LOC (7) Cl.** **25-01**

(52) **U.S. Cl.** **D25/141; D25/139**

(58) **Field of Search** **D25/139, 143, D25/141; 52/557, 554, 555**

(56) **References Cited**

U.S. PATENT DOCUMENTS

D. 142,479	*	10/1945	Heinning	D25/139
D. 256,954	*	9/1980	Morita	D25/139
D. 402,770	*	12/1998	Hendrickson et al.	D25/141
1,889,784		12/1932	Harter	.	
2,153,119		4/1939	Kahn et al.	.	
3,520,100		7/1970	Webb	.	
3,983,675		10/1976	Pearse et al.	.	
4,932,184		6/1990	Waller	.	
5,495,654		3/1996	Goodhart et al.	.	
5,644,886		7/1997	Ekmark et al.	.	

OTHER PUBLICATIONS

“Extended Residential Roof” and “Residential Steel/Slope Roofing”; Fall 1996; Coil World.

* cited by examiner

Primary Examiner—Doris Clark

(74) *Attorney, Agent, or Firm*—Knobbe, Martens, Olson & Bear, LLP

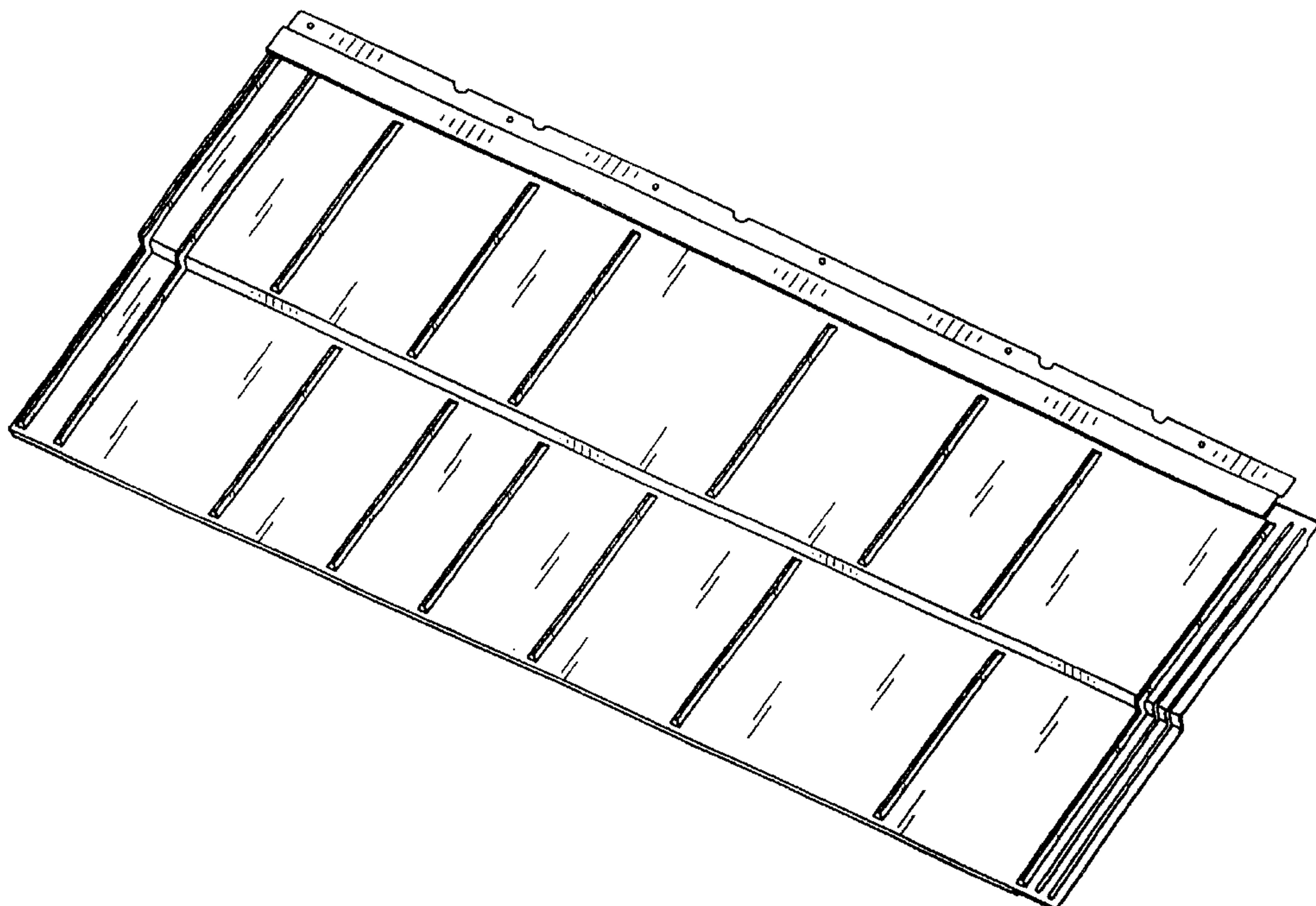
(57) **CLAIM**

The ornamental design for a roofing panel, as shown and described.

DESCRIPTION

FIG. 1 is a front, left, and top perspective view of a roofing panel embodying the new design;
 FIG. 2 is a top plan view thereof;
 FIG. 3 is a front elevational view thereof;
 FIG. 4 is a rear elevational view thereof;
 FIG. 5 is a left side elevational view thereof;
 FIG. 6 is a right side elevational view thereof;
 FIG. 7 is a bottom plan view thereof;
 FIG. 8 is a top, front, and left side perspective view of a second embodiment of the roofing panel shown in FIG. 1;
 FIG. 9 is a top plan view thereof;
 FIG. 10 is a front elevational view thereof;
 FIG. 11 is a rear elevational view thereof;
 FIG. 12 is a left side elevational view thereof;
 FIG. 13 is a right side elevational view thereof; and,
 FIG. 14 is a bottom plan view thereof.

1 Claim, 6 Drawing Sheets



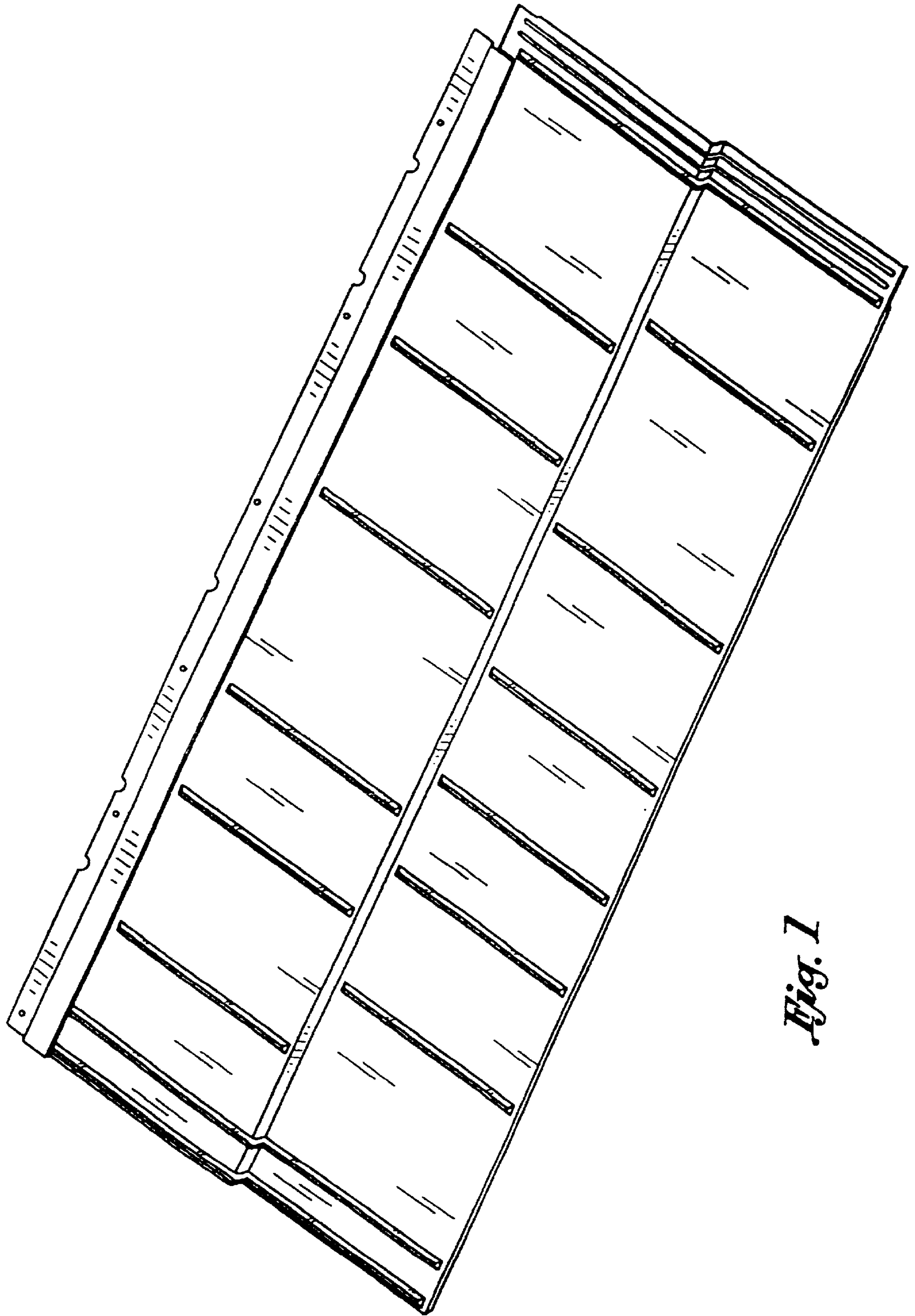


Fig. 1

Fig. 2

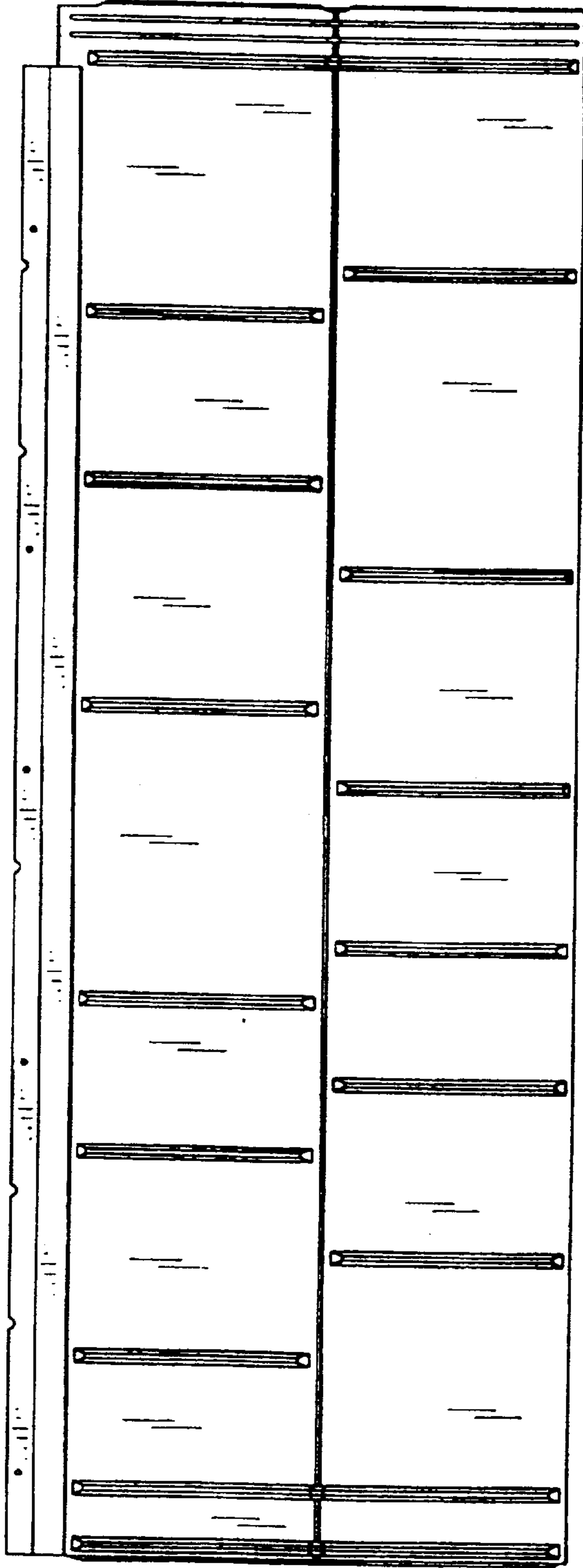


Fig. 3



Fig. 4



Fig. 5



Fig. 6

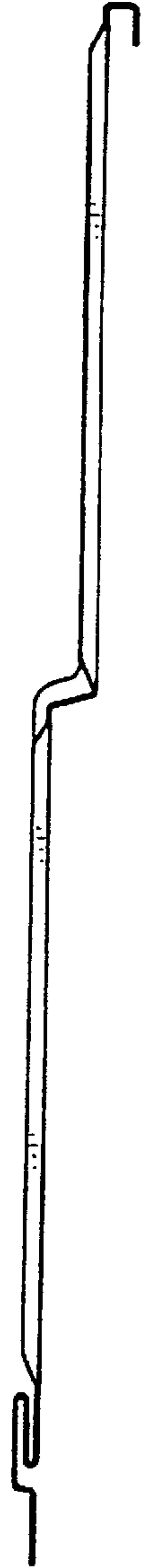
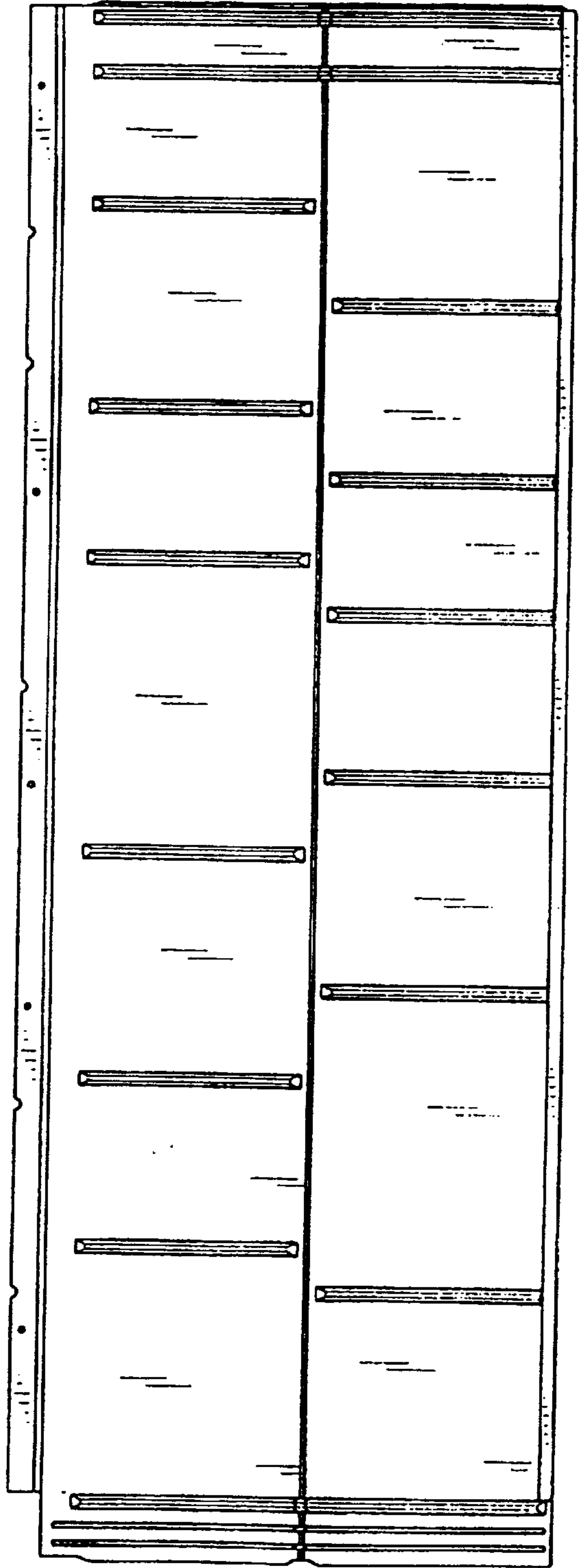


Fig. 7



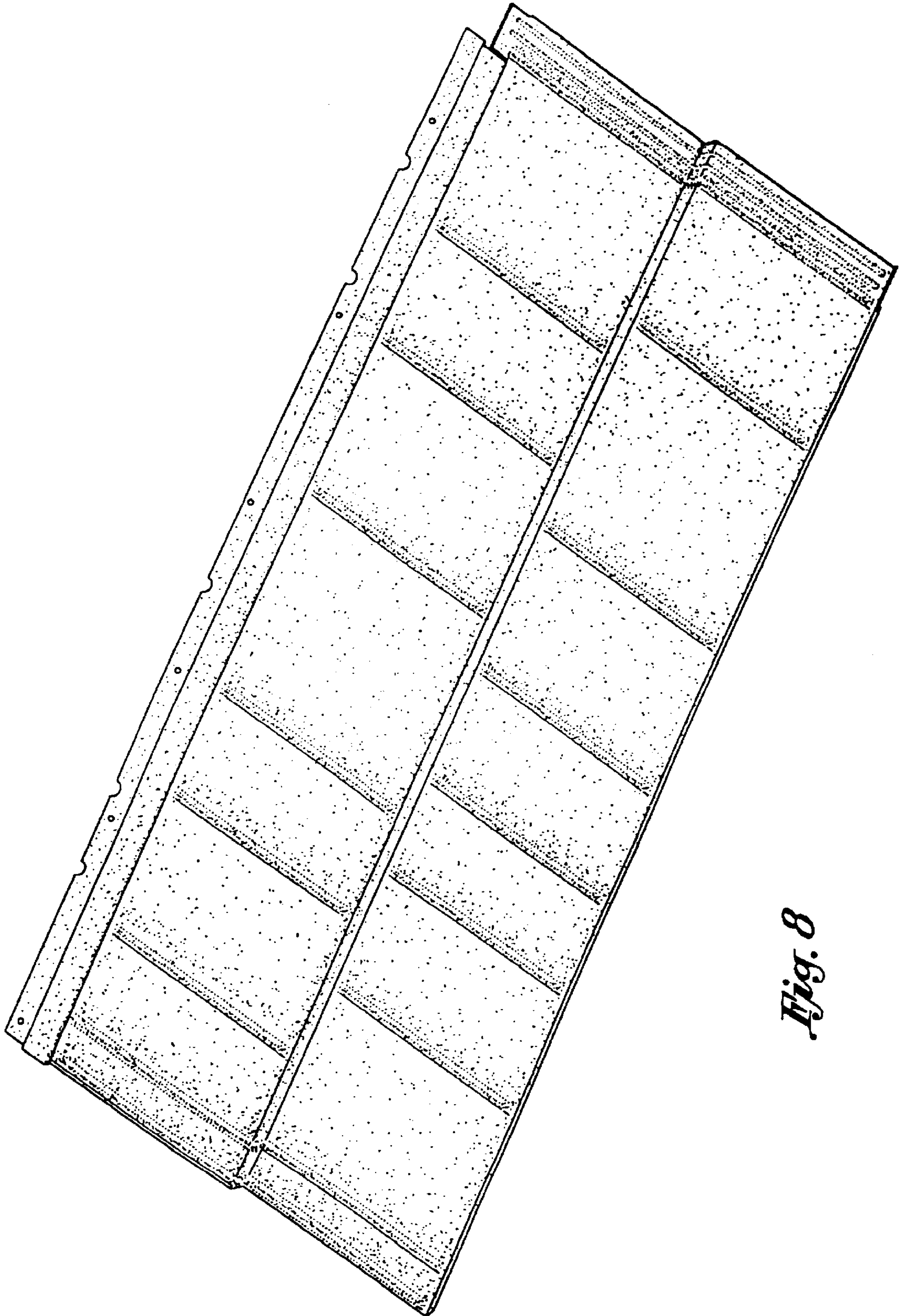


Fig. 8

Fig. 9




Fig. 10



Fig. 11



Fig. 12



Fig. 13

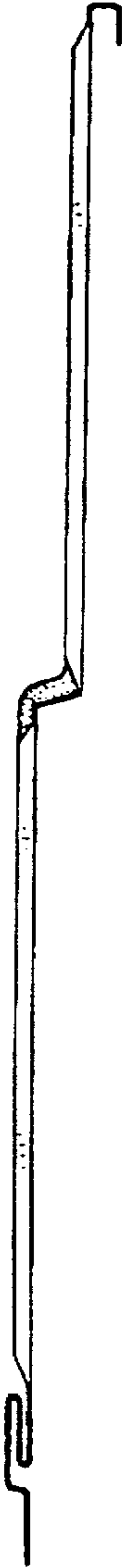


Fig. 14

