



US00D449892B1

(12) **United States Design Patent**
Lie

(10) **Patent No.:** **US D449,892 S**

(45) **Date of Patent:** **** Oct. 30, 2001**

(54) **JET MASSAGER**

(75) Inventor: **Sen-Nen Lie**, Kowloon (CN)

(73) Assignee: **Kolvin Industries Limited**, Kowloon (HK)

(**) Term: **14 Years**

(21) Appl. No.: **29/139,322**

(22) Filed: **Mar. 28, 2001**

(51) **LOC (7) Cl.** **24-04**

(52) **U.S. Cl.** **D24/201**

(58) **Field of Search** D24/201, 204;
4/541.1, 541.3, 541.4, 541.6

(56) **References Cited**

U.S. PATENT DOCUMENTS

D. 225,783	*	1/1973	McNair	D24/201
D. 229,360	*	11/1973	McNair	D24/201
D. 240,560	*	7/1976	Talge et al.	D24/201
D. 243,040	*	1/1977	Grube	D24/201
D. 311,250	*	10/1990	Yamasaki	D24/201
D. 425,995	*	5/2000	Tobin et al.	D24/201

D. 427,690		7/2000	Lie	.	
3,846,848	*	11/1974	McNair	601/167
4,100,917	*	7/1978	Talge et al.	601/167
4,665,572	*	5/1987	Davidson et al.	4/492

* cited by examiner

Primary Examiner—Stella Reid

(74) *Attorney, Agent, or Firm*—Merchant & Gould P.C.

(57) **CLAIM**

The ornamental design for a jet massager, as shown and described.

DESCRIPTION

FIG. 1 is a front elevational view of a jet massager in accordance with my invention;

FIG. 2 is a rear elevational view thereof;

FIG. 3 is a top elevational view thereof;


FIG. 4 is a bottom elevational view thereof;

FIG. 5 is a left side elevational view thereof;

FIG. 6 is a right side elevational view thereof; and,

FIG. 7 is a perspective view thereof.

1 Claim, 7 Drawing Sheets






FIG. 1




FIG. 2

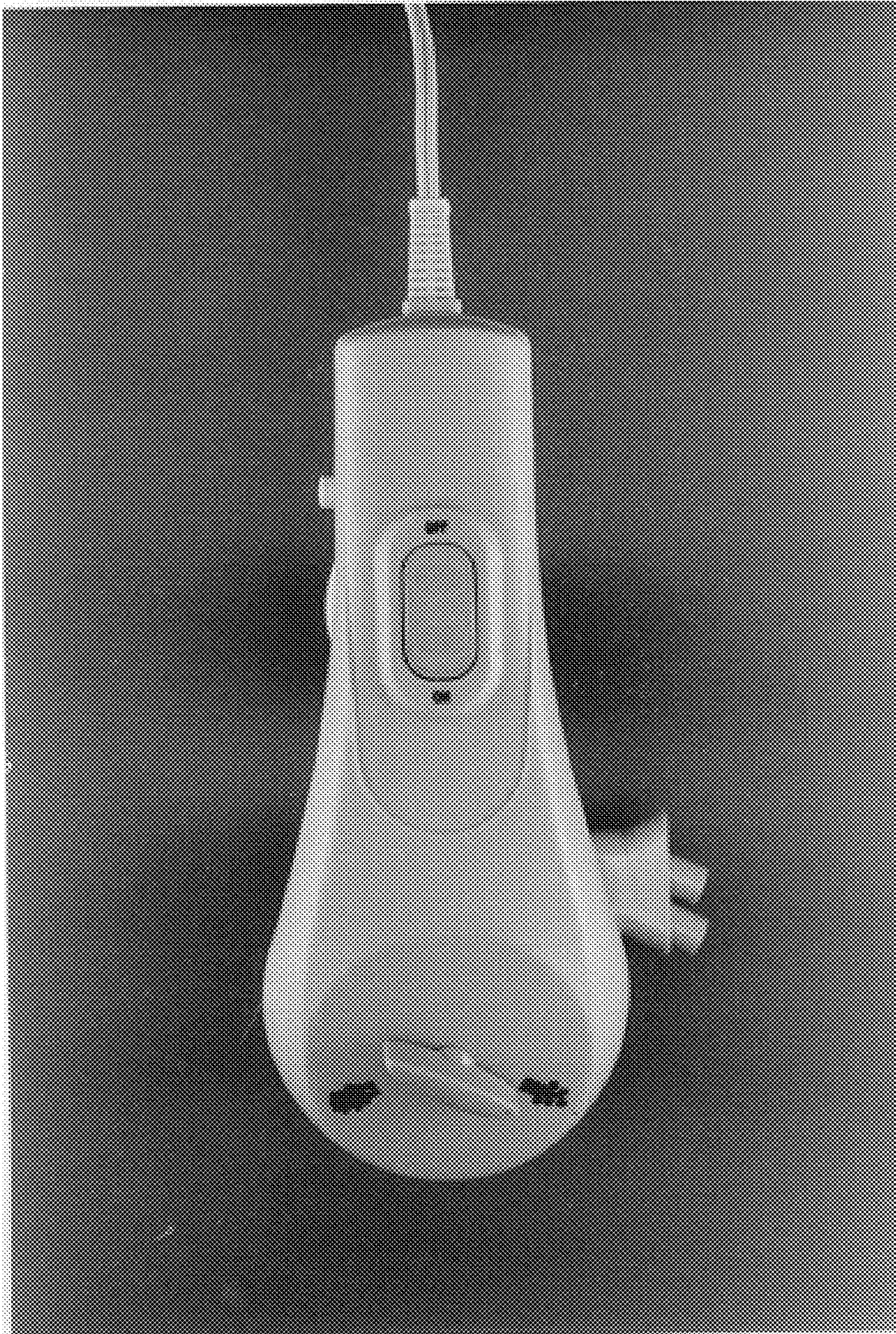


FIG. 3




FIG. 4

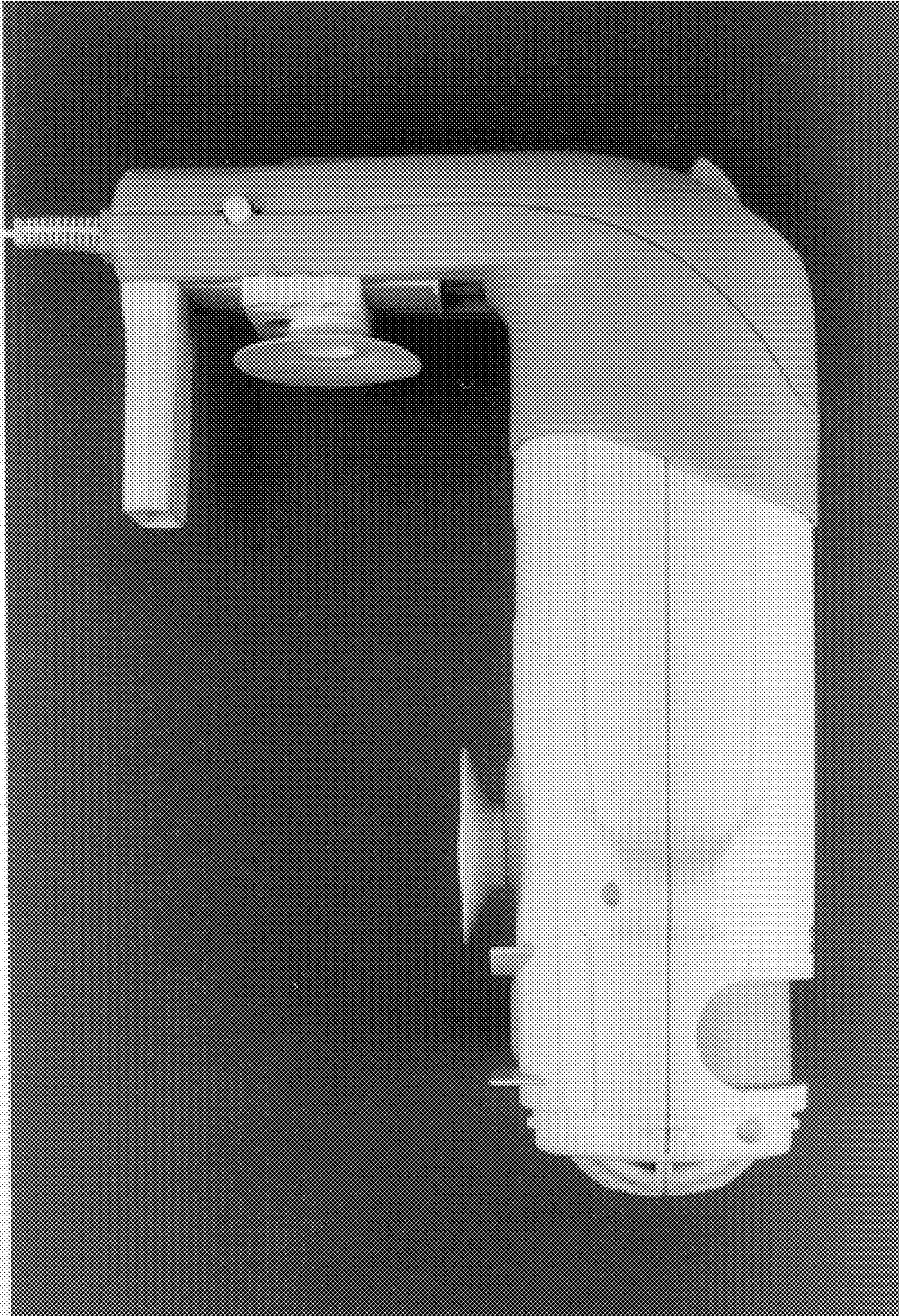


FIG. 5

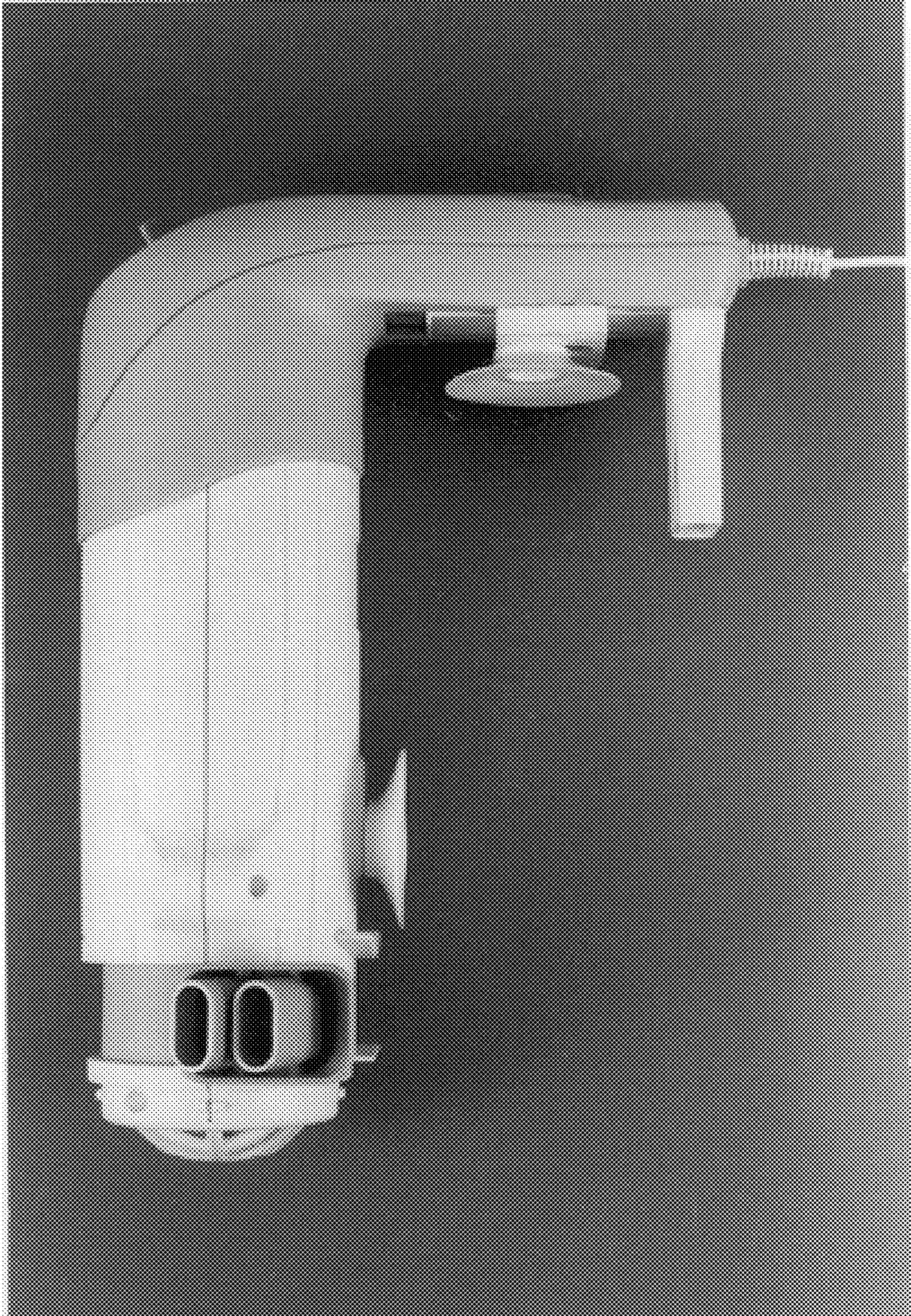


FIG. 6




FIG. 7