



US00D449871B1

(12) **United States Design Patent**
Keywan et al.

(10) **Patent No.:** **US D449,871 S**

(45) **Date of Patent:** **** Oct. 30, 2001**

(54) **FISHING LURE**

(76) Inventors: **Jeff Keywan**, 9380 Riverview Ave.,
Lakeside, CA (US) 92040; **Art Ciuffo**,
12545 Jackson Hill Dr., El Cajon, CA
(US) 92021

(**) Term: **14 Years**

(21) Appl. No.: **29/135,402**

(22) Filed: **Jan. 10, 2001**

(51) **LOC (7) Cl.** **22-05**

(52) **U.S. Cl.** **D22/133**

(58) **Field of Search** D22/126-133;
43/42.45, 42.35, 42.42, 42.44, 42.48, 42.31,
42.33, 42.32, 42.02, 42.4, 43.1, 42.41

(56) **References Cited**

U.S. PATENT DOCUMENTS

- D. 57,858 * 5/1921 Pflueger D22/133
- D. 217,455 * 5/1970 McCutcheon D22/133

- D. 228,902 * 10/1973 Perrin D22/133
- D. 328,773 * 8/1992 Wilson et al. D22/133
- D. 384,127 * 9/1997 Cross D22/133
- 5,339,560 * 8/1994 LeMaster 43/42.44

* cited by examiner

Primary Examiner—Catherine R. Oliver
(74) *Attorney, Agent, or Firm*—Charles C. Logan, II


(57) **CLAIM**

The ornamental design for a fishing lure, as shown and described.

DESCRIPTION

FIG. 1 is a right side elevation view of the novel fishing lure and the left side elevation view is identical but reversed; FIG. 2 is a top plan view thereof; FIG. 3 is a bottom plan view thereof; FIG. 4 is a front elevation view thereof; and, FIG. 5 is a rear elevation view thereof.

1 Claim, 1 Drawing Sheet






FIG. 2

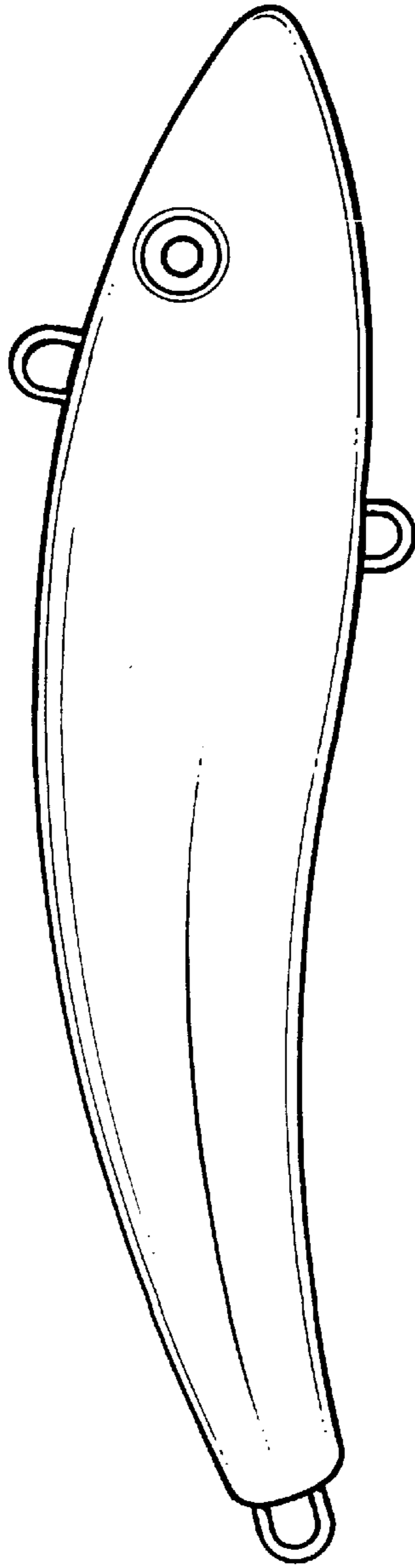


FIG. 1




FIG. 3

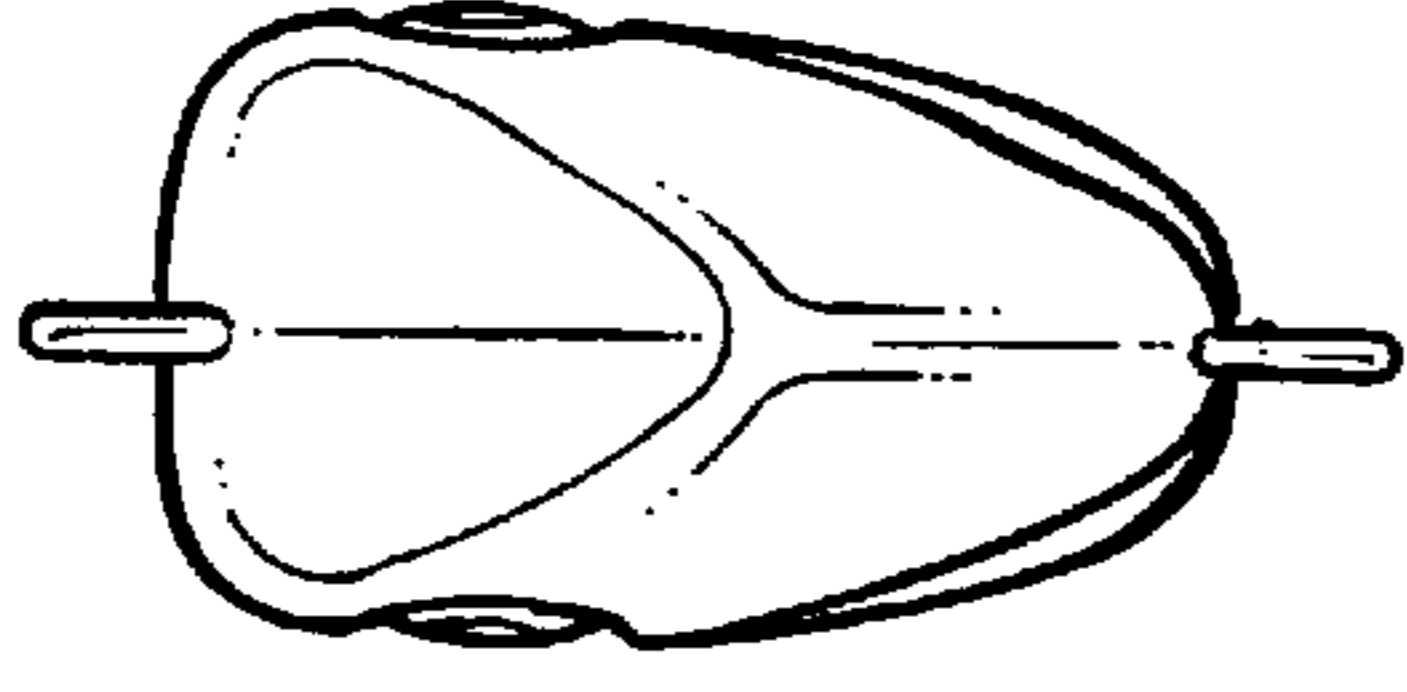


FIG. 4

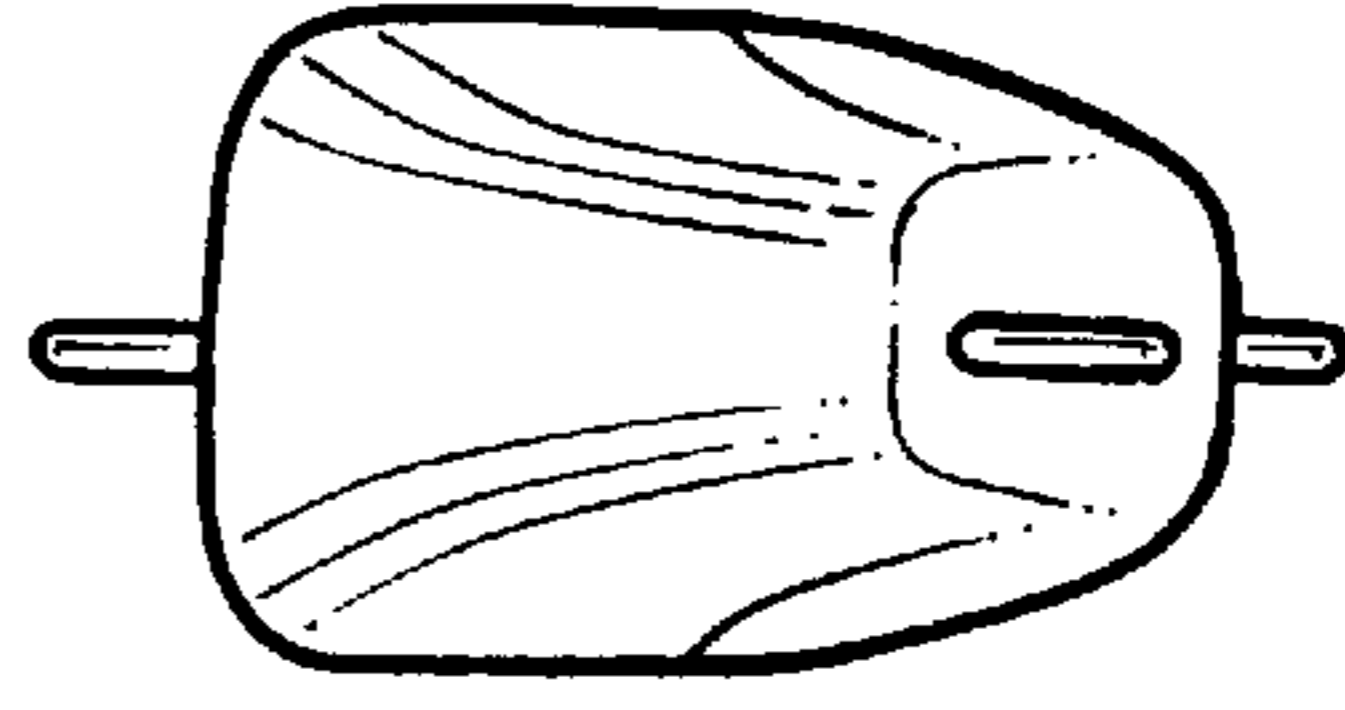


FIG. 5