



US00D449867B1

(12) **United States Design Patent**
Ryu

(10) **Patent No.:** **US D449,867 S**

(45) **Date of Patent:** **** Oct. 30, 2001**

(54) **HOCKEY STICK SHAFT**

(75) Inventor: **Suk-ho Ryu**, Seoul (KR)

(73) Assignee: **Wavex Corporation**, Toronto (CA)

(**) Term: **14 Years**

(21) Appl. No.: **29/119,001**

(22) Filed: **Feb. 18, 2000**

(51) **LOC (7) Cl.** **21-03**

(52) **U.S. Cl.** **D21/757**

(58) **Field of Search** **D27/727, 757;**
473/560-563

(56) **References Cited**

U.S. PATENT DOCUMENTS

- D. 380,027 * 6/1997 Ferguson D21/727
- D. 421,079 * 2/2000 Ryu D21/727
- D. 421,782 * 3/2000 Ryu D21/757

* cited by examiner

Primary Examiner—Mitchell Siegel

(74) *Attorney, Agent, or Firm*—Maria Parrish Tungol

(57) **CLAIM**

The ornamental designs for a hockey stick shaft, as shown and described.

DESCRIPTION

FIG. 1 is a perspective view of a hockey stick shaft showing my new design;

FIG. 2 is a front elevational view thereof;

The rear side of the hockey stick shaft is identical to the front side;

FIG. 3 is a right side elevational view thereof;

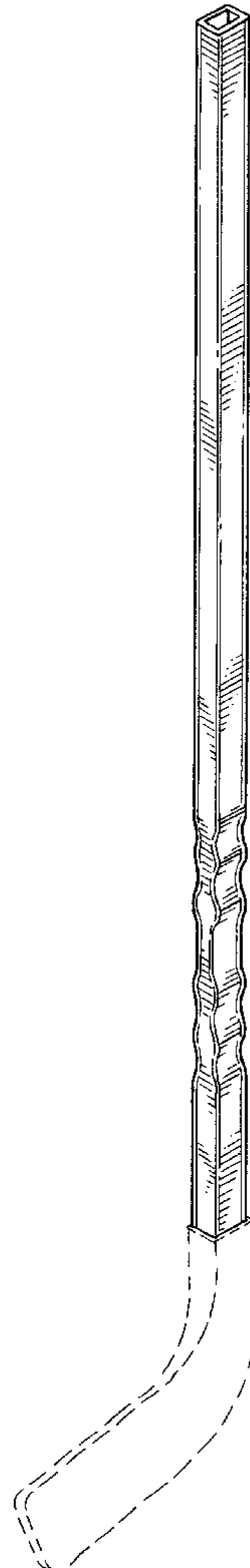
The left side of the hockey stick shaft is identical to the right side;

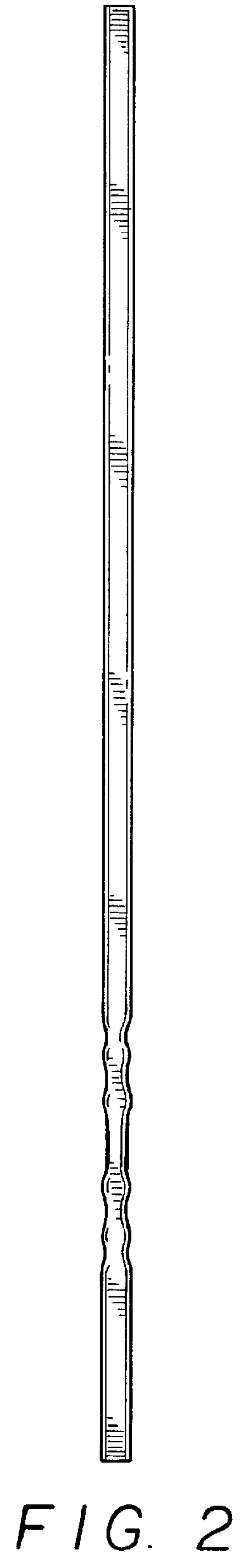
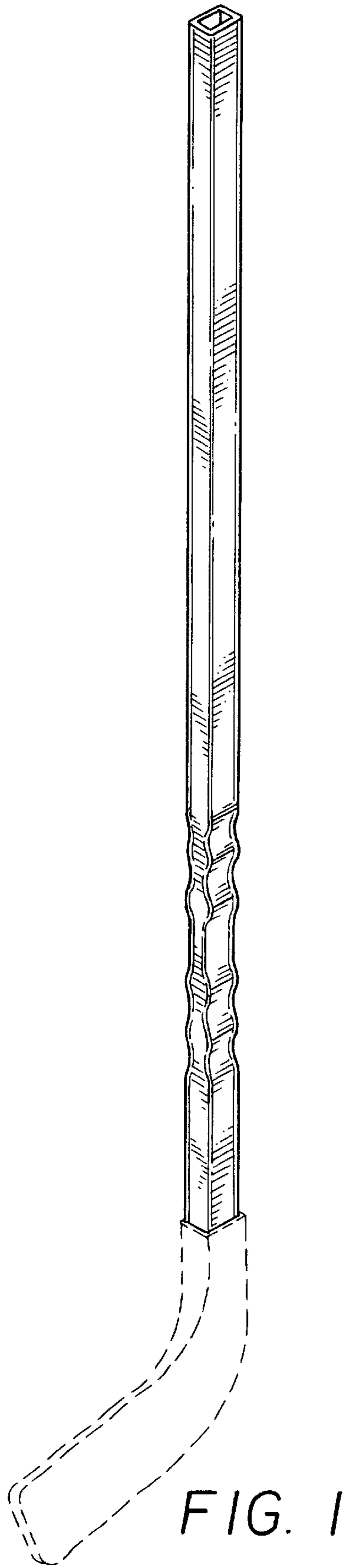
FIG. 4 is a top plan view thereof; and,

FIG. 5 is a bottom plan view thereof.

The broken line showing of the blade portion of the hockey stick is for illustrative purposes only and forms no part of the claimed design.

1 Claim, 2 Drawing Sheets








FIG. 3



FIG. 4



FIG. 5