



US00D449859B1

(12) **United States Design Patent**
Witteveen

(10) **Patent No.:** **US D449,859 S**

(45) **Date of Patent:** **** Oct. 30, 2001**

(54) **HANGING ORNAMENT**

(76) Inventor: **Evert Witteveen**, P.O. Box 1876,
Laguna Beach, CA (US) 92652

(**) Term: **14 Years**

(21) Appl. No.: **29/136,422**

(22) Filed: **Jan. 31, 2001**

(51) **LOC (7) Cl.** **20-02**

(52) **U.S. Cl.** **D20/42**

(58) **Field of Search** D20/10, 40, 41,
D20/42, 99; 40/584, 602, 606, 607, 617,
642.02; 211/105, 105.2

(56) **References Cited**

U.S. PATENT DOCUMENTS

D. 418,171 * 12/1999 Robinson et al. D20/42

D. 432,584 * 10/2000 Wakatake et al. D20/42

* cited by examiner

Primary Examiner—Marcus A. Jackson

(74) *Attorney, Agent, or Firm*—Knobbe, Martens, Olson &
Bear, LLP

(57) **CLAIM**

The ornamental design for a hanging ornament, as shown
and described.

DESCRIPTION

FIG. 1 is a front elevational view of the hanging ornament

1 Claim, 3 Drawing Sheets

of the present invention, the rear elevational view being a
mirror image thereof, with the broken line showing for
illustrative only and forming no part of the claimed design;

FIG. 2 is a top plan view thereof;

FIG. 3 is a right side elevational view thereof, the left side
elevational view being a mirror image thereof;

FIG. 4 is a bottom plan view thereof;

FIG. 5 is a front elevational view of an alternative embodi-
ment of the hanging ornament of the present invention;

FIG. 6 is a top plan view of the hanging ornament of FIG.
5;

FIG. 7 is a right side elevational view of the hanging
ornament of FIG. 5, the left side elevational view being a
mirror image thereof;

FIG. 8 is a bottom plan view of the hanging ornament of
FIG. 5; and,

FIG. 9 is a rear elevational view of the hanging ornament of
FIG. 5.

Phantom lining, where utilized, is for illustrative purposes
only, and is not intended to limit the claimed design to the
features shown in phantom.

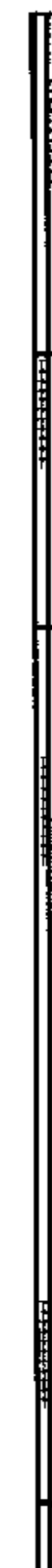




Fig. 2



Fig. 1

Fig. 3




Fig. 4

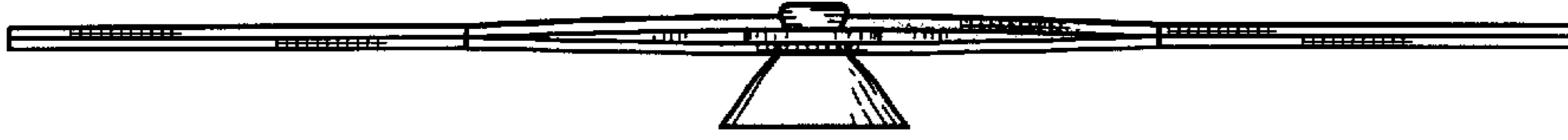


Fig. 6



Fig. 5

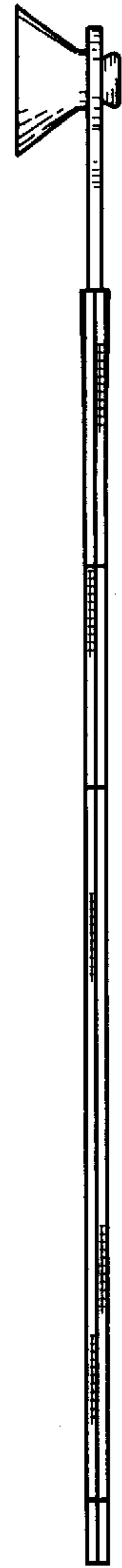


Fig. 7



Fig. 8



Fig. 9